



US00D835309S

(12) **United States Design Patent** (10) **Patent No.:** **US D835,309 S**
Thomas (45) **Date of Patent:** **** Dec. 4, 2018**

(54) **HEAD LIGHT**

(71) Applicant: **Jaguar Land Rover Limited**, Whitley, Coventry (GB)

(72) Inventor: **Gareth Thomas**, Coventry (GB)

(73) Assignee: **Jaguar Land Rover Limited**, Whitley Coventry (GB)

(**) Term: **15 Years**

(21) Appl. No.: **29/622,602**

(22) Filed: **Oct. 18, 2017**

(30) **Foreign Application Priority Data**

Apr. 21, 2017 (EM) 003866904

(51) **LOC (11) Cl.** **26-06**

(52) **U.S. Cl.**
USPC **D26/28**

(58) **Field of Classification Search**
USPC D26/28-36; 362/80-83, 267-269,
362/459-468, 475-478, 485-487
CPC F21S 48/00; F21S 48/10; F21S 48/115;
F21S 48/225; F21S 48/1233; F21S
48/1266; F21S 48/1388; F21S 48/2268;
F21V 21/04

See application file for complete search history.

(56) **References Cited**

U.S. PATENT DOCUMENTS

D528,685 S * 9/2006 Yoshida D26/28
D544,114 S * 6/2007 Ohta D26/28

D560,291 S * 1/2008 Koyama D26/28
D561,358 S * 2/2008 Tachibana D26/28
D726,353 S * 4/2015 Yagihashi D26/28

* cited by examiner

Primary Examiner — Marcus Jackson
(74) *Attorney, Agent, or Firm* — Wood Herron & Evans LLP

(57) **CLAIM**

The ornamental design for a head light, as shown and described.

DESCRIPTION

FIG. 1 is a front right perspective view of a head light for a vehicle according to the present invention.

FIG. 2 is a front left perspective view of the head light shown in FIG. 1.

FIG. 3 is a rear left perspective view thereof.

FIG. 4 is a rear right perspective view thereof.

FIG. 5 is a front view thereof.

FIG. 6 is a rear view thereof.

FIG. 7 is a left side view thereof.

FIG. 8 is a right side view thereof.


FIG. 9 is a top view thereof.

FIG. 10 is a bottom view thereof; and,

FIG. 11 is a front right perspective of the head light shown in FIGS. 1-10, but mounted on a vehicle, with the rest of the vehicle shown in de-emphasized and half-tone portions so as to illustrate environmental structure.

More particularly, in FIG. 11, the inventive head light is shown within the broken line, and the elements shown outside the broken line form no part of the claimed invention, but are instead included to show environmental aspects thereof.

1 Claim, 11 Drawing Sheets



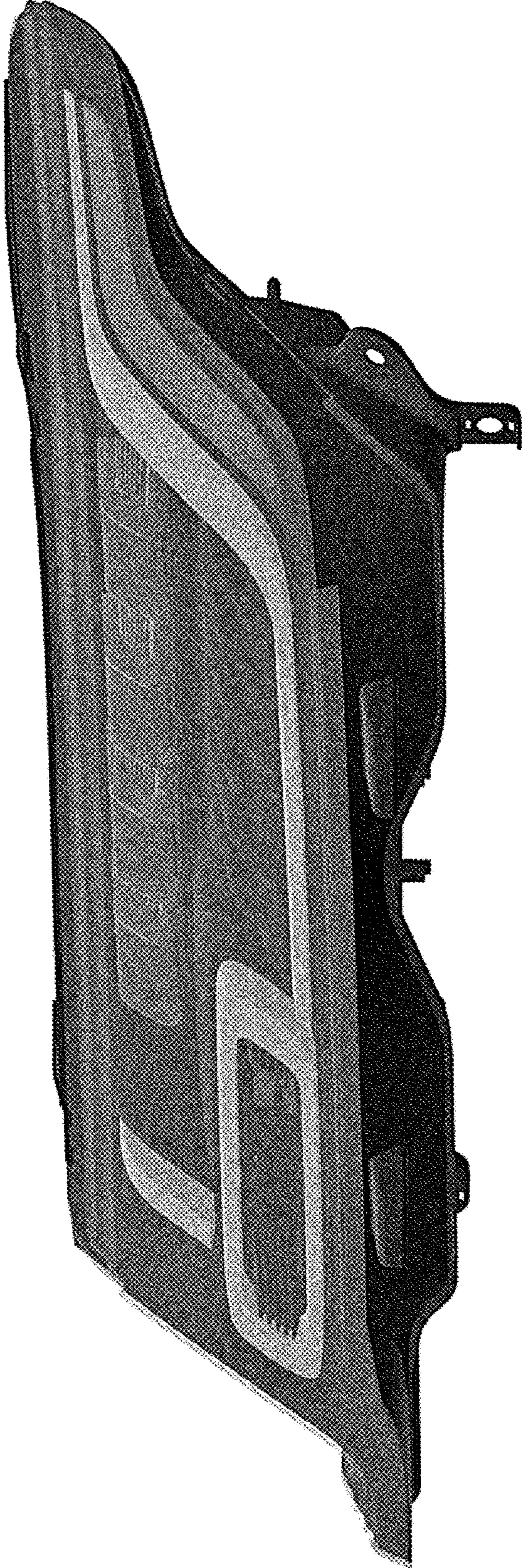


FIG. 1




FIG. 2




FIG. 3




FIG. 4




FIG. 5



FIG. 6




FIG. 7

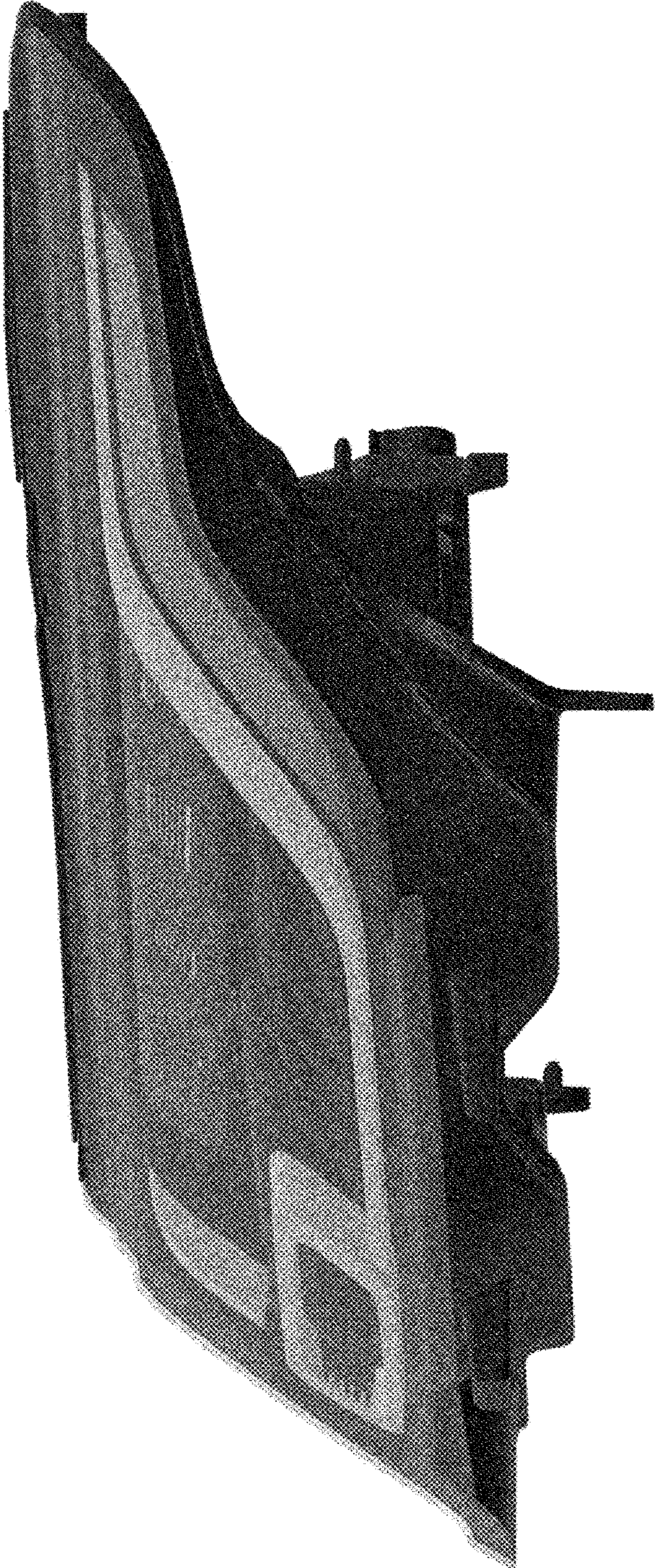


FIG. 8

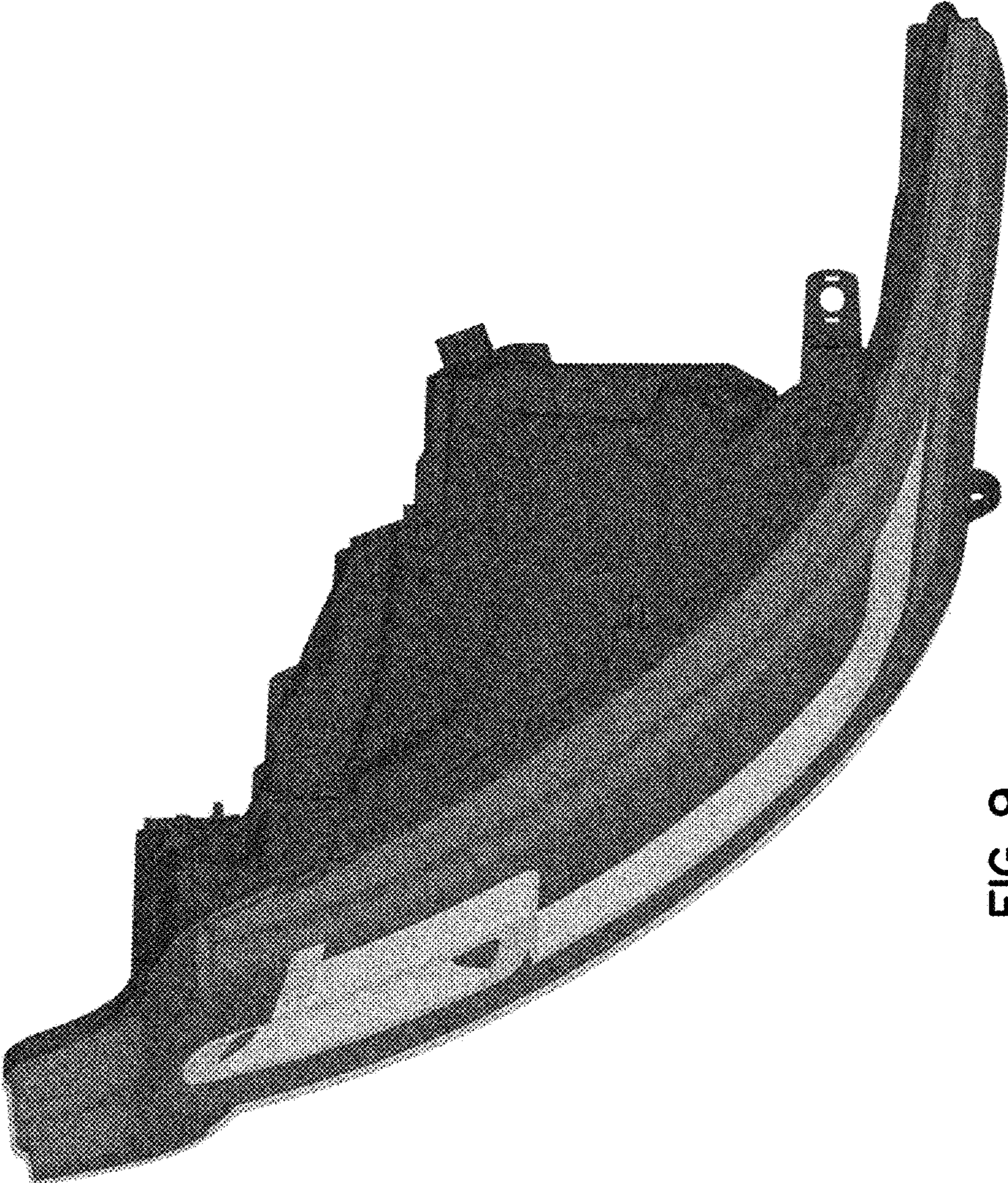


FIG. 9




FIG. 10




FIG. 11