



US00D835305S

(12) **United States Design Patent** (10) **Patent No.:** **US D835,305 S**
Farnsworth (45) **Date of Patent:** **** Dec. 4, 2018**

(54) **LIGHT AND TRACK ASSEMBLY**
(71) Applicant: **Tye T. Farnsworth**, Riverton, UT (US)
(72) Inventor: **Tye T. Farnsworth**, Riverton, UT (US)
(73) Assignee: **SYSTEM LIGHTING SOLUTIONS, LLC**, Riverton, UT (US)

5,707,136 A 1/1998 Byers
D397,818 S * 9/1998 Herst D26/76
5,813,751 A 9/1998 Shaffer
5,816,687 A 10/1998 Tapp
5,927,041 A 7/1999 Sedlmeier et al.
6,033,088 A 3/2000 Contigiani
(Continued)

(**) Term: **15 Years**
(21) Appl. No.: **29/569,544**
(22) Filed: **Jun. 28, 2016**
(51) **LOC (11) Cl.** **26-03**
(52) **U.S. Cl.**
USPC **D26/24**
(58) **Field of Classification Search**
USPC D26/1, 24, 51, 72, 104, 80, 76
CPC F21L 4/00; F21L 7/00; F21L 15/16; F21S
8/09; F21V 7/09; F21V 21/30; H01K
9/00; H01K 7/04
See application file for complete search history.

OTHER PUBLICATIONS

“Plain Surface 6 Holes Rail Joint Bar Railroad Fish Plate For UIC60 UIC54 Steel Rail” Oct. 27, 2015, railwayfastenings.com, site visited May 26, 2017 <<http://www.railwayfastenings.com/sale-7134173-plain-surface-6-holes-rail-joint-bar-railroad-fish-plate-for-uic60-uic54-steel-rail.html>>.

Primary Examiner — Brian N. Vinson
(74) *Attorney, Agent, or Firm* — Morriss O’Bryant;
Compagni Cannon, PLLC

(57) **CLAIM**

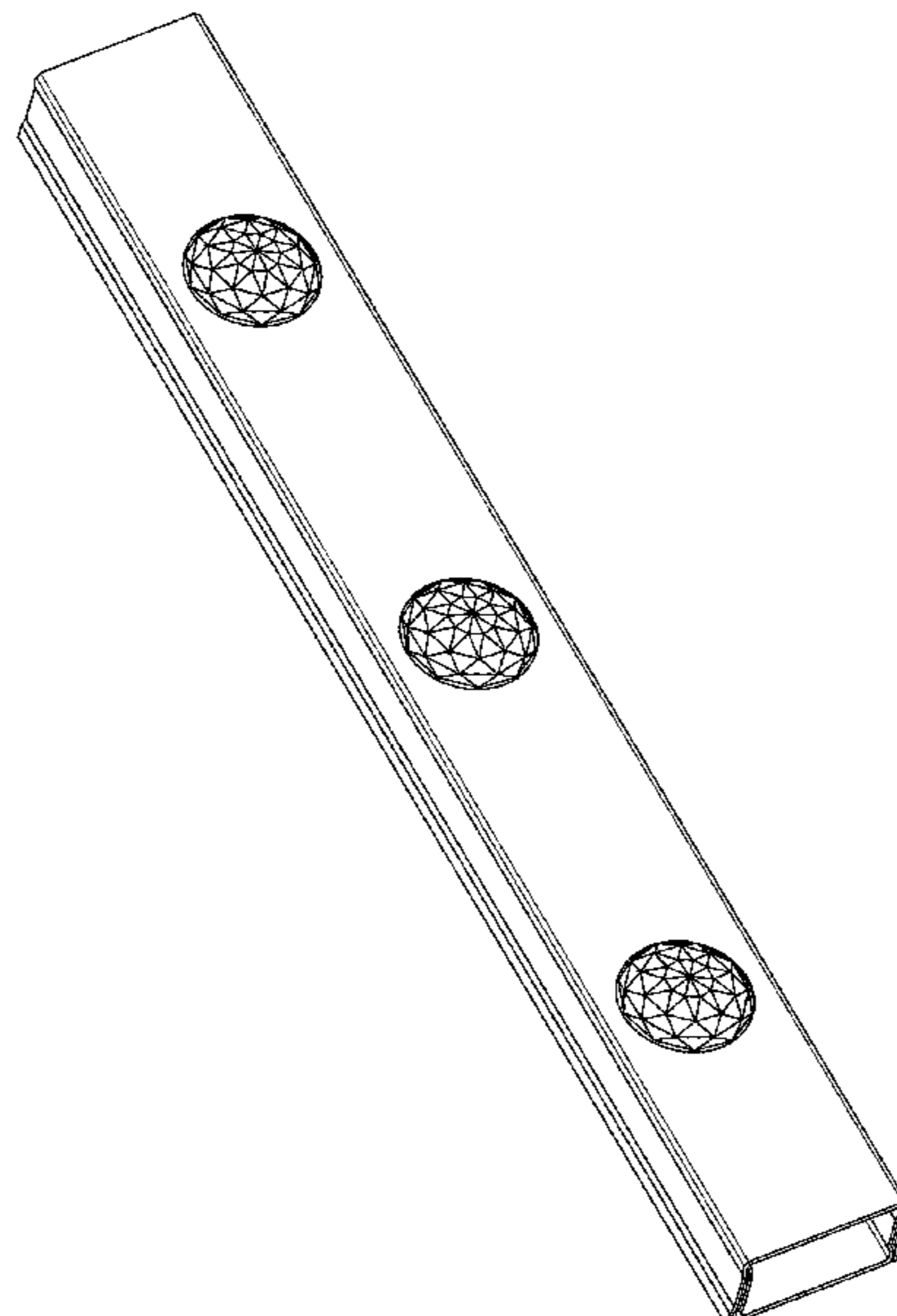
The ornamental design for the light and track assembly, as shown and described.

DESCRIPTION

FIG. 1 is an enlarged fragmented perspective top side view of the light and track assembly of the present invention. FIG. 2 is a top side view of the light and track assembly in three fragmented sections. FIG. 3 is a first end view of the light and track assembly. FIG. 4 is an enlarged first end view of the light and track assembly. FIG. 5 is a second end view of the light and track assembly. FIG. 6 is an enlarged first end view of the light and track assembly. FIG. 7 is a right side view of the light and track assembly. FIG. 8 is a left side view of the light and track assembly; and, FIG. 9 is a bottom side view of the light and track assembly.

1 Claim, 5 Drawing Sheets

(56) **References Cited**
U.S. PATENT DOCUMENTS
2,784,812 A 3/1957 Kindorf
3,204,090 A 8/1965 Kvarda
3,500,036 A 3/1970 Szentveri
3,692,993 A 9/1972 Robinson
4,482,944 A 11/1984 Roossine et al.
4,774,646 A 9/1988 L’Heureux
5,067,061 A 11/1991 Prickett
5,084,806 A * 1/1992 Nagai H01K 9/00
313/272
D350,312 S 9/1994 Edwards
D350,313 S 9/1994 Edwards
5,469,344 A 11/1995 Kotsakis
D374,737 S * 10/1996 Can D26/80
5,594,628 A 1/1997 Reuter et al.
D384,763 S * 10/1997 Roorda D26/24



(56)

References Cited

U.S. PATENT DOCUMENTS

6,050,703 A	4/2000	Herbert	8,720,031 B2	5/2014	Sauer
6,050,709 A	4/2000	Hastings	8,926,118 B1	1/2015	Whittaker
6,158,882 A	12/2000	Bischoff, Jr.	9,080,745 B2	7/2015	Quaal et al.
6,186,644 B1	2/2001	Mosseau	D756,548 S *	5/2016	Wang D26/24
6,416,200 B1	7/2002	George	D764,075 S	8/2016	Honda
6,450,662 B1	9/2002	Hutchinson	D765,882 S	9/2016	Deleu
6,566,824 B2	5/2003	Panagotacos et al.	9,506,609 B1	11/2016	Groves et al.
6,652,020 B2	11/2003	Few	D775,408 S	12/2016	Huyghe
6,652,112 B1	11/2003	Lucarelli	D780,590 S	3/2017	Komai
6,686,701 B1	2/2004	Fullarton	D781,644 S	3/2017	Timmermans
6,817,727 B1	11/2004	McFadden	D793,617 S	8/2017	Trzcielinski
6,854,793 B2	2/2005	Few	2003/0218879 A1	11/2003	Tieszen
7,066,618 B1	6/2006	Little	2004/0196663 A1	10/2004	Ishida et al.
7,165,863 B1	1/2007	Thomas et al.	2005/0200495 A1	9/2005	Sibalich
D551,591 S	9/2007	Wesorick	2006/0146531 A1	7/2006	Reo et al.
D569,544 S *	5/2008	Aubrey D26/138	2006/0146540 A1	7/2006	Reo et al.
D595,887 S *	7/2009	Blom D26/51	2008/0175019 A1	7/2008	Hacker
D603,549 S	11/2009	Ng	2009/0237595 A1	9/2009	Kanaya et al.
D623,343 S	9/2010	Klus	2009/0267533 A1	10/2009	Lee
D625,463 S	10/2010	Klus	2009/0303410 A1	12/2009	Murata et al.
7,815,341 B2	10/2010	Steadly et al.	2010/0165607 A1	7/2010	Russo
D629,554 S *	12/2010	Gielen D26/76	2010/0315812 A1	12/2010	Liu
7,918,591 B2	4/2011	Lynch	2011/0051414 A1	3/2011	Bailey et al.
8,002,433 B1	8/2011	Cucksey et al.	2012/0212930 A1	8/2012	Kim
D647,246 S	10/2011	Chadwick	2012/0224369 A1	9/2012	Beghelli
D655,427 S	3/2012	Sutton	2013/0027917 A1	1/2013	Luo
8,167,465 B2	5/2012	Cha	2013/0279156 A1	10/2013	Kaule et al.
8,240,875 B2	8/2012	Roberts et al.	2014/0138559 A1	5/2014	Tseng
8,262,264 B2	9/2012	Cooper	2014/0203315 A1	7/2014	Kim
8,305,225 B2	11/2012	Hefright et al.	2014/0254167 A1	9/2014	Kennedy
D673,779 S	1/2013	Takahashi	2014/0355286 A1	12/2014	Arita
D679,860 S	4/2013	Maxik et al.	2015/0036355 A1	2/2015	Mitchell
D696,439 S *	12/2013	He D26/24	2015/0131287 A1	5/2015	Marsh
D696,801 S *	12/2013	He D26/24	2016/0146423 A1	5/2016	Lai
			2016/0223166 A1	8/2016	Benson
			2017/0040514 A1	2/2017	Yasuhara
			2017/0146813 A1	5/2017	Park

* cited by examiner

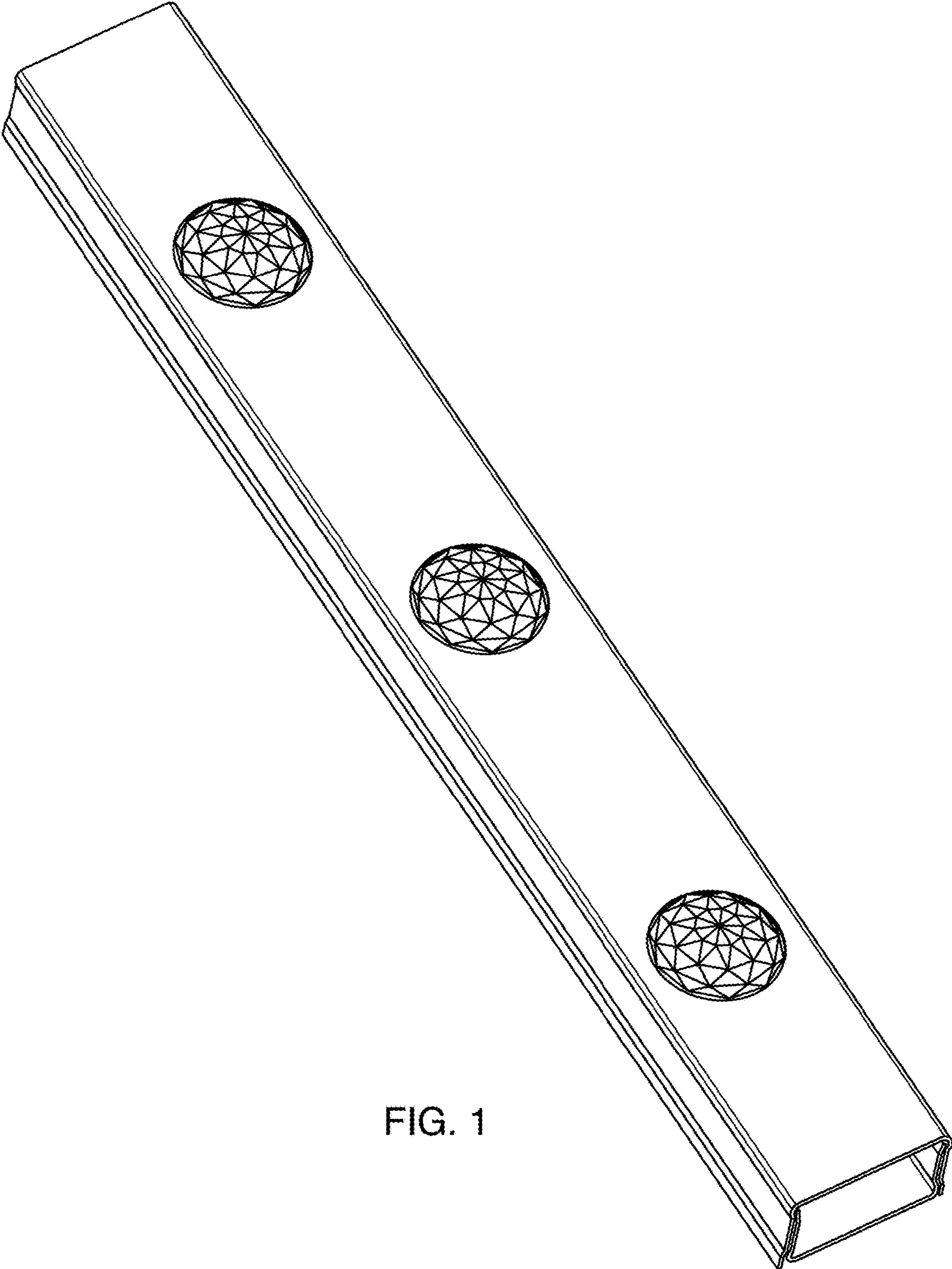


FIG. 1

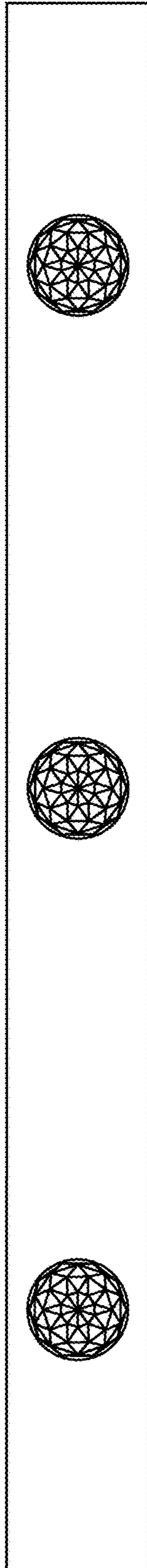


FIG. 2




FIG. 3

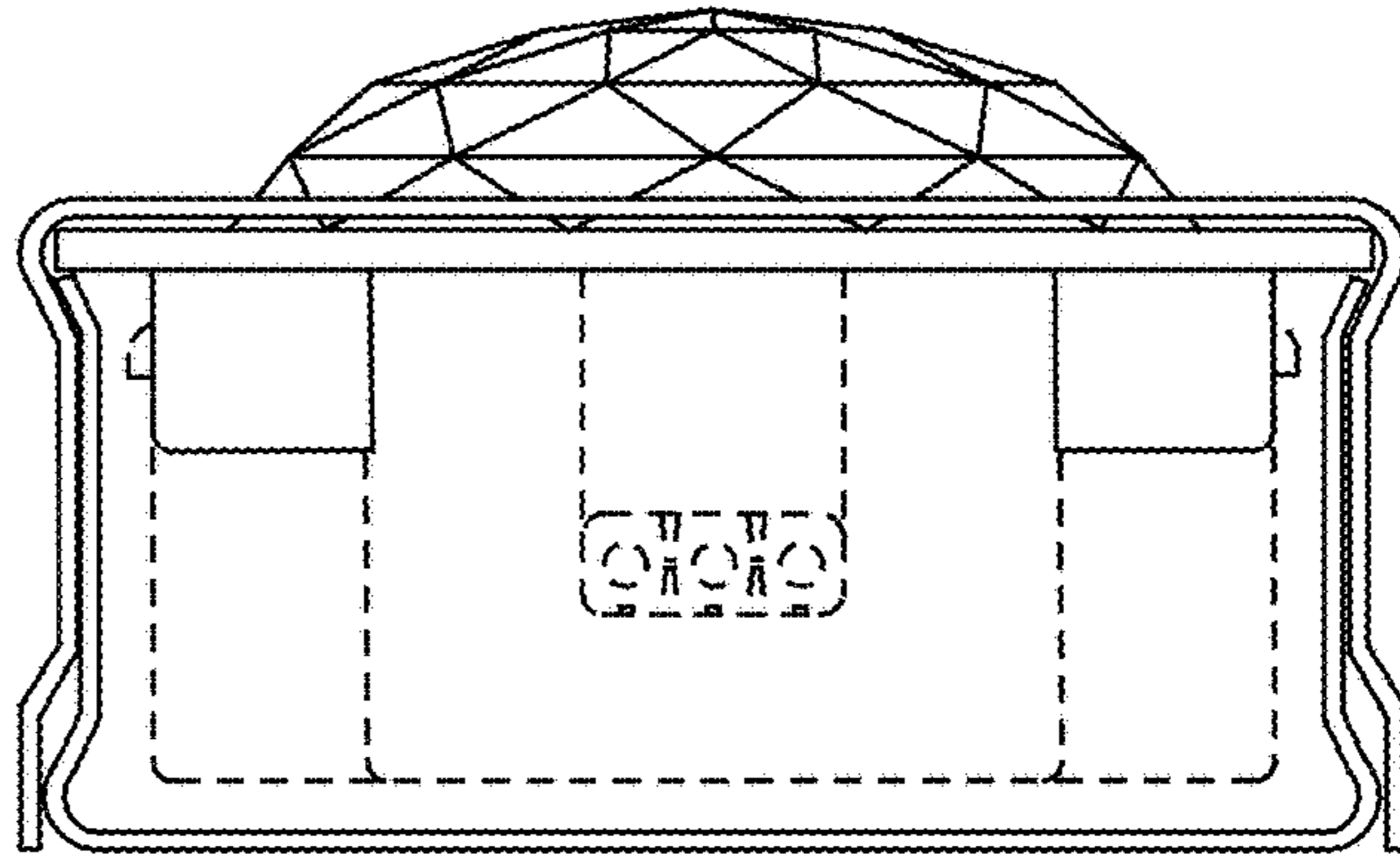


FIG. 4




FIG. 5

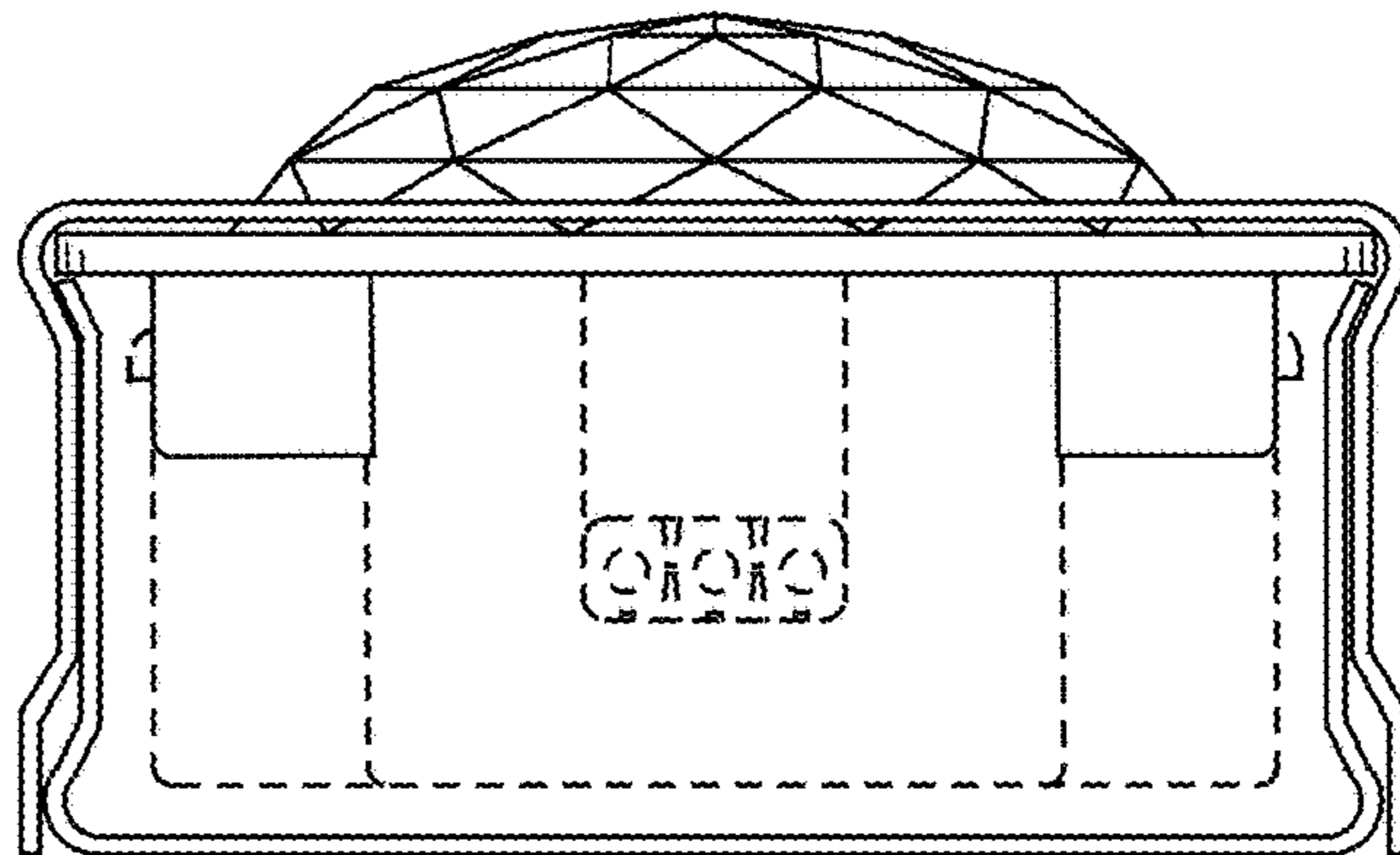


FIG. 6

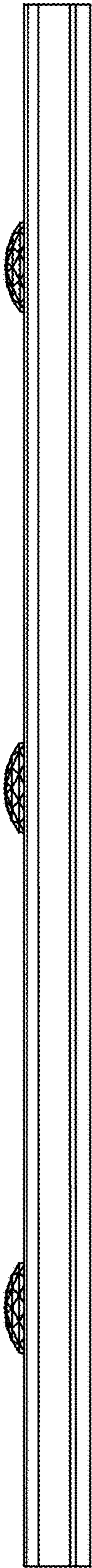


FIG. 7




FIG. 8




FIG. 9