



US00D835272S

(12) **United States Design Patent** (10) **Patent No.:** **US D835,272 S**  
**Heni et al.** (45) **Date of Patent:** **\*\* Dec. 4, 2018**

(54) **STERILE COVER**  
(71) Applicant: **KARL STORZ GmbH & Co. KG,**  
Tuttlingen (DE)  
(72) Inventors: **Andreas Heni,** Tuttlingen (DE);  
**Benedikt Koehler,** Tuttlingen (DE);  
**Patrick Wollenweber,** Tuttlingen (DE);  
**Christian Schneider,** Tuttlingen (DE)

(73) Assignee: **KARL STORZ GmbH & Co. KG,**  
Tuttlingen (DE)

(\*\*) Term: **15 Years**

(21) Appl. No.: **29/590,852**

(22) Filed: **Jan. 13, 2017**

(30) **Foreign Application Priority Data**

Jul. 14, 2016 (EM) ..... 003305861-0002

(51) **LOC (11) Cl.** ..... **24-02**

(52) **U.S. Cl.**  
USPC ..... **D24/138**

(58) **Field of Classification Search**  
USPC ..... D24/133, 134, 137, 139, 189; 600/101,  
600/102  
CPC ..... A61B 19/08; A61B 46/10; A61M 1/0088  
See application file for complete search history.

(56) **References Cited**

**U.S. PATENT DOCUMENTS**

3,650,153	A *	3/1972	Schwab	.....	G01K 1/083 338/28
D278,363	S *	4/1985	Schenkel	.....	D24/189
D536,237	S *	2/2007	Smith	.....	D8/353
8,678,009	B2 *	3/2014	Hagn	.....	A61B 46/10 128/852
D750,789	S *	3/2016	Mackay	.....	D24/189
D759,828	S *	6/2016	Riedle	.....	D24/189

D798,462	S *	9/2017	Sengelmann	.....	D24/189
D806,256	S *	12/2017	Allen	.....	A61M 1/0088 D24/189
D810,308	S *	2/2018	Lind	.....	D24/189
D812,738	S *	3/2018	Wolford	.....	D24/111
D812,739	S *	3/2018	Wolford	.....	D24/111
D812,761	S *	3/2018	Heni	.....	D24/189
D822,831	S *	7/2018	Knudsen	.....	D24/128
10,016,310	B2 *	7/2018	Caneppele	.....	A61F 13/0253
2012/0045598	A1 *	2/2012	Hagn	.....	A61B 46/10 428/34.1
2017/0095224	A1 *	4/2017	Olgun	.....	A61B 7/02
2017/0196646	A1 *	7/2017	Ma	.....	A61B 50/20
2018/0010025	A1 *	1/2018	Hartwell	.....	A61M 1/0088
2018/0028365	A1 *	2/2018	Albert	.....	A61F 13/02
2018/0133065	A1 *	5/2018	Hartwell	.....	A61F 13/00068

(Continued)

*Primary Examiner* — Ian Simmons

*Assistant Examiner* — Yolanda Robinson

(74) *Attorney, Agent, or Firm* — Muncy, Geissler, Olds & Lowe, P.C.

(57) **CLAIM**

The ornamental design for a sterile cover, as shown and described.

**DESCRIPTION**

FIG. 1 is a front perspective view of a sterile cover according to the present invention.

FIG. 2 is a front view of the sterile cover of FIG. 1.

FIG. 3 is a rear view of the sterile cover of FIG. 1.

FIG. 4 is a left side view of the sterile cover of FIG. 1.

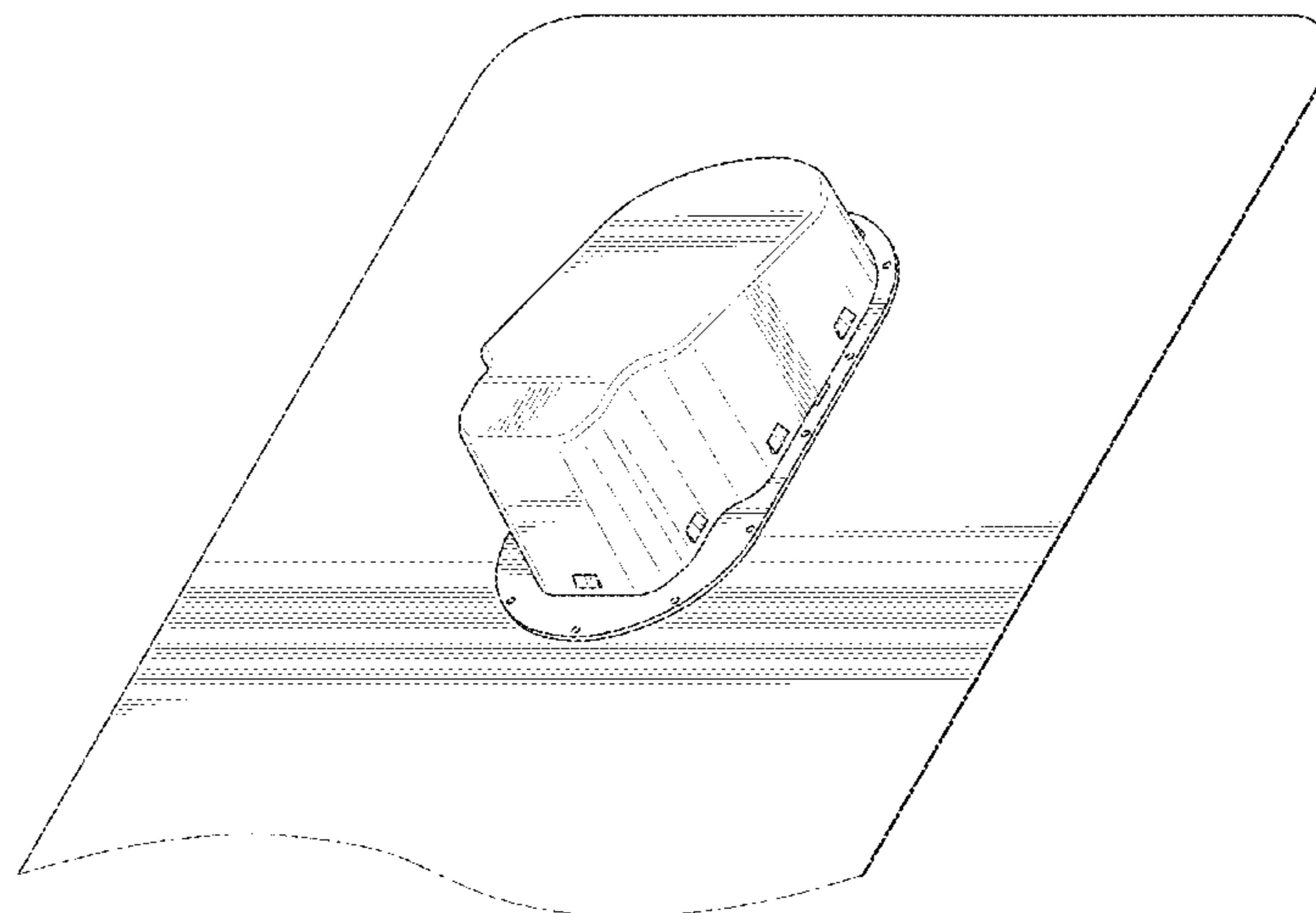
FIG. 5 is a right side view of the sterile cover of FIG. 1.

FIG. 6 is a top view of the sterile cover of FIG. 1; and,

FIG. 7 is a bottom view of the sterile cover of FIG. 1.

The dash dot dash broken lines shown in FIGS. 1-7 and the dash dash broken lines shown in FIG. 7 are for the purpose of illustrating portions of the sterile cover that form no part of the claimed design. None of the broken lines form any part of the claimed design.

**1 Claim, 7 Drawing Sheets**



(56)

**References Cited**

U.S. PATENT DOCUMENTS

2018/0168869	A1 *	6/2018	Allen .....	A61M 1/0088
2018/0190155	A1 *	7/2018	Segall .....	G09B 23/30
2018/0200417	A1 *	7/2018	Hsiao .....	A61M 1/0088
2018/0200418	A1 *	7/2018	Chen .....	A61M 1/0088
2018/0207333	A1 *	7/2018	Vogel .....	A61M 1/0096

\* cited by examiner

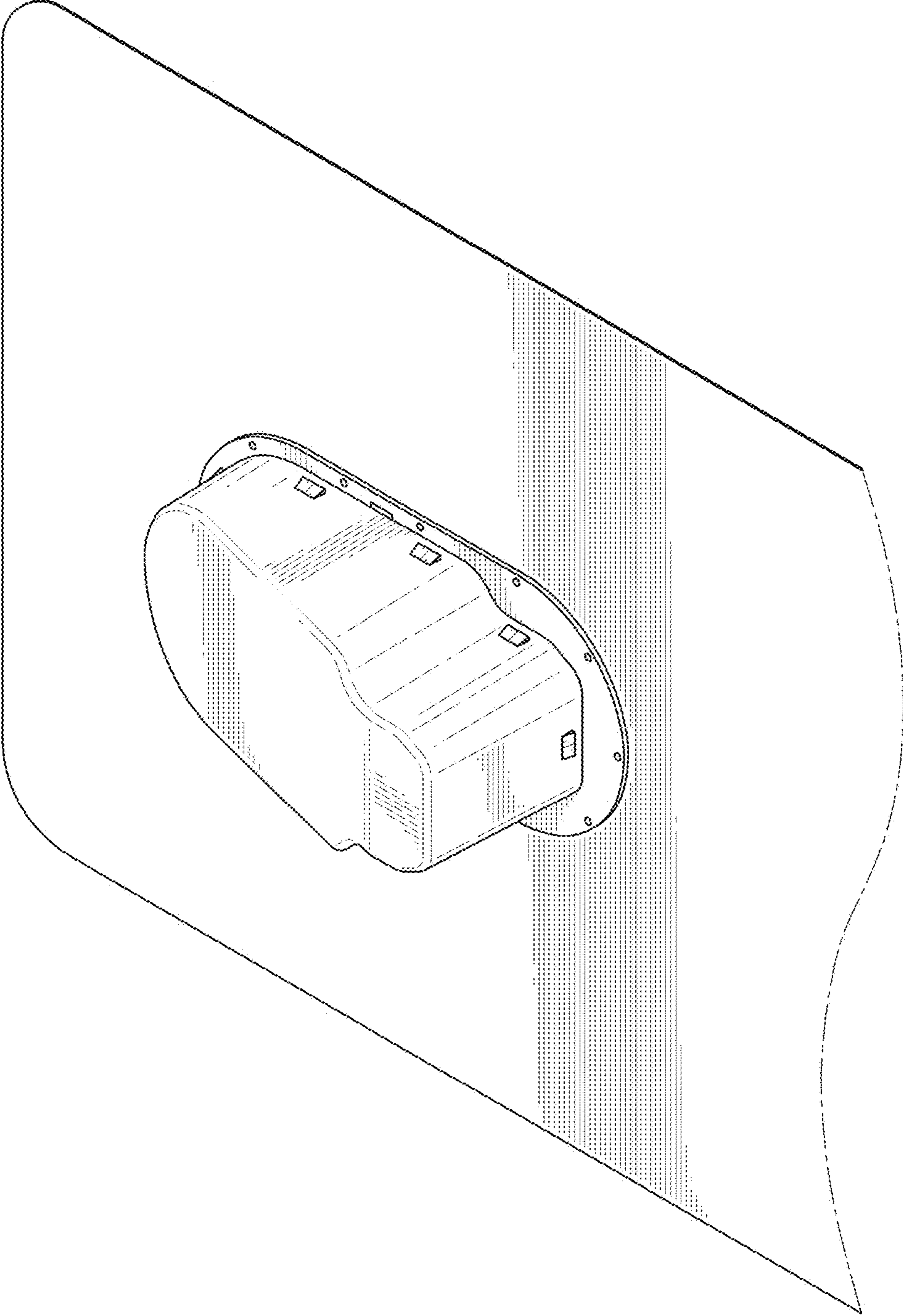


FIG.1

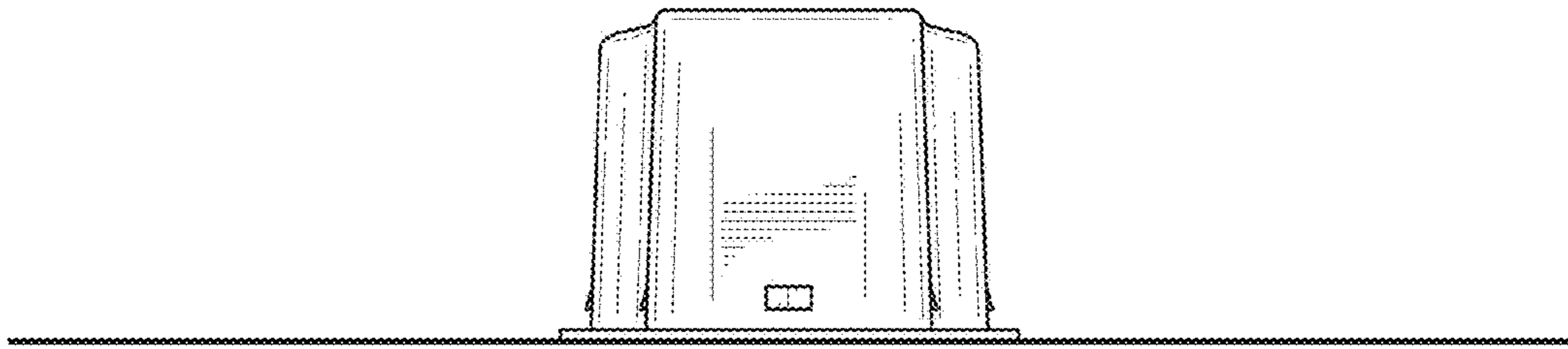


FIG.2

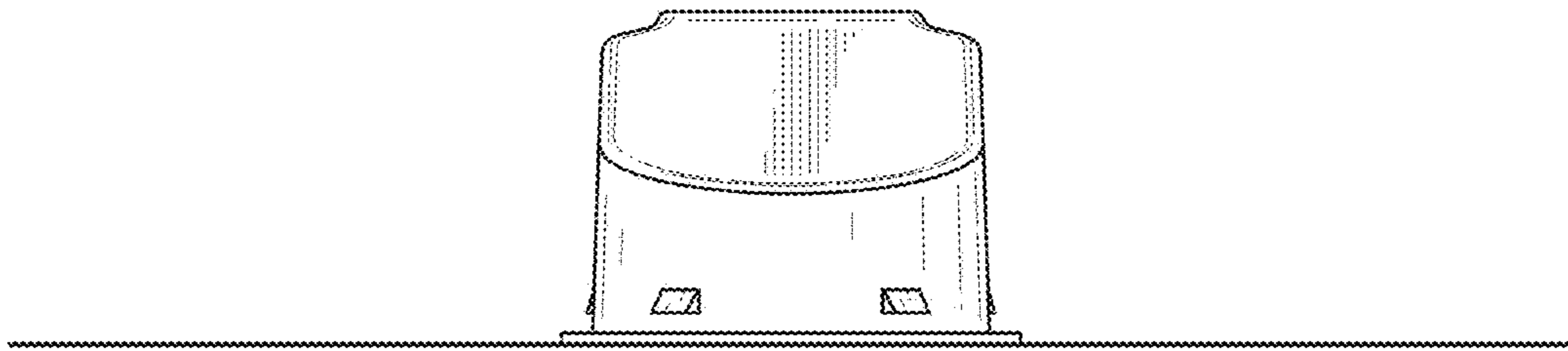


FIG.3

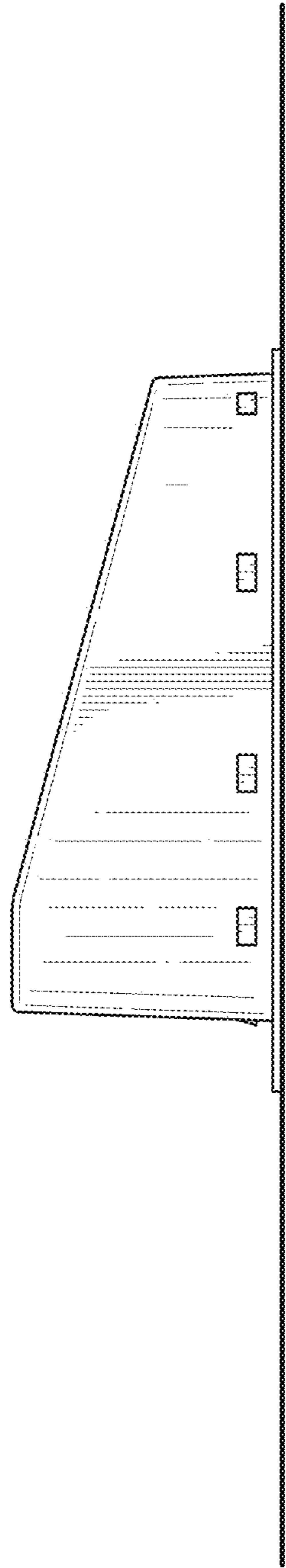


FIG.4

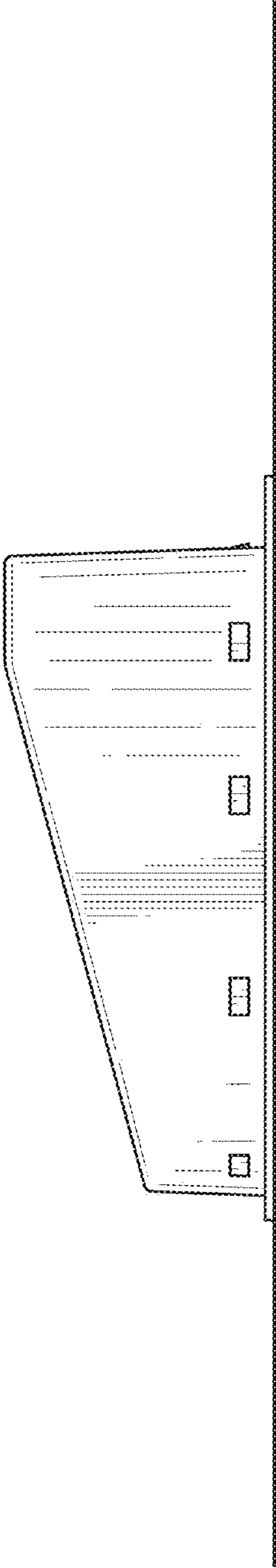


FIG. 5

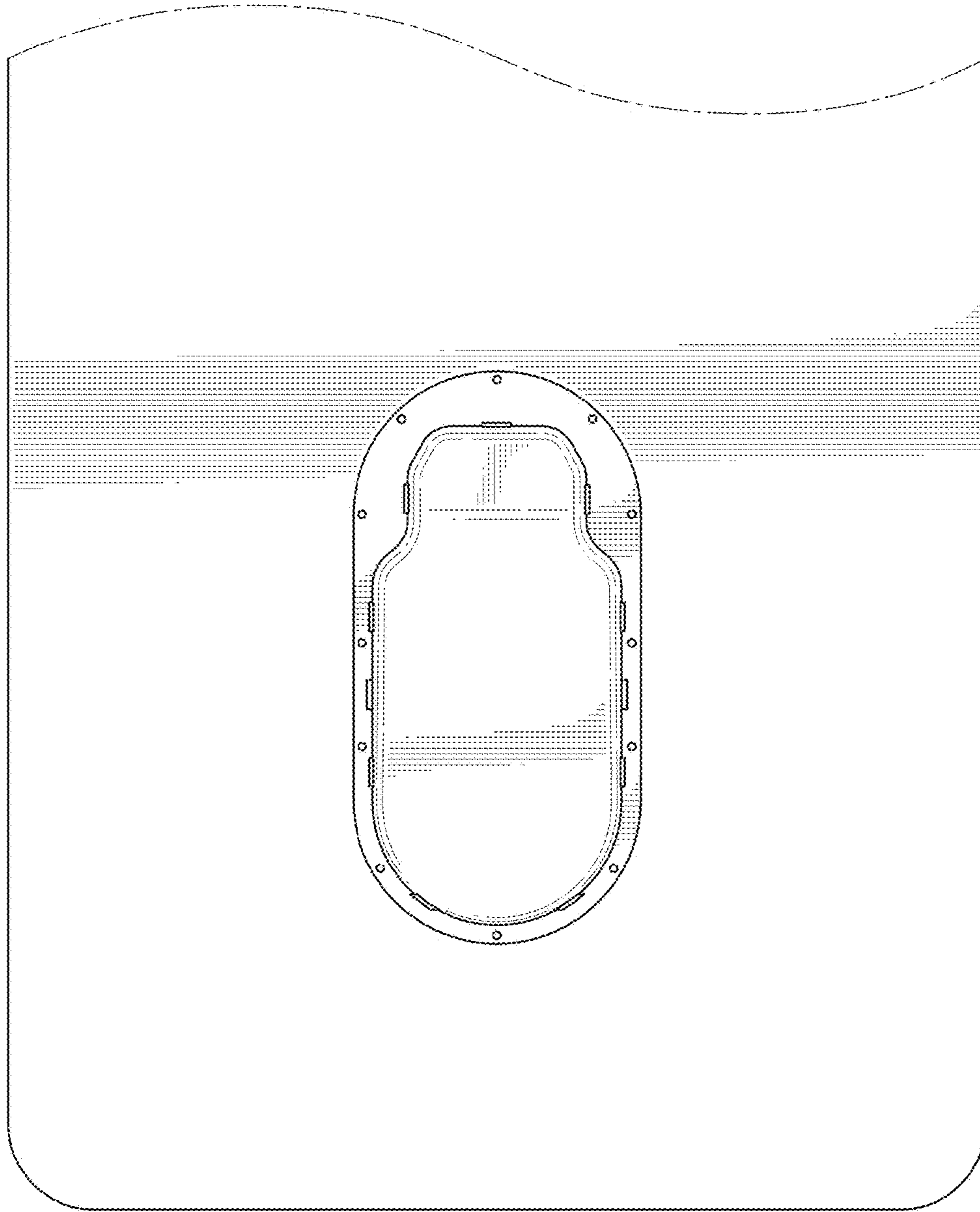


FIG.6






FIG. 7