



US00D835264S

(12) **United States Design Patent** (10) **Patent No.:** **US D835,264 S**
Mozzicato et al. (45) **Date of Patent:** **** Dec. 4, 2018**

(54) **CONTAINER**

(71) Applicants: **Nicholas Mozzicato**, Northborough, MA (US); **Richard Goulston**, Northborough, MA (US)

(72) Inventors: **Nicholas Mozzicato**, Northborough, MA (US); **Richard Goulston**, Northborough, MA (US)

(73) Assignee: **Solmetex LLC**, Northborough, MA (US)

(**) Term: **15 Years**

(21) Appl. No.: **29/565,622**

(22) Filed: **May 23, 2016**

(51) **LOC (11) Cl.** **24-04**

(52) **U.S. Cl.**
USPC **D24/121; D24/176; D24/221; D24/244; D9/447**

(58) **Field of Classification Search**

USPC D9/414, 415, 424, 425, 434, 435, 436, D9/443, 444–452, 454–456, 499, 529, D9/682, 685, 686; D7/387, 391, 392, D7/392.1, 396.1, 396.2, 396.3, 396.4, D7/397, 398, 401.1, 507, 509–511, 538, D7/900; D3/202, 203.2; D28/91, 91.1;
(Continued)

(56) **References Cited**

U.S. PATENT DOCUMENTS

D24,111 S * 3/1895 Landgraf D7/300.1
D189,743 S * 2/1961 Happe D32/23
(Continued)

Primary Examiner — Michael A. Pratt
Assistant Examiner — Wendy L Arminio

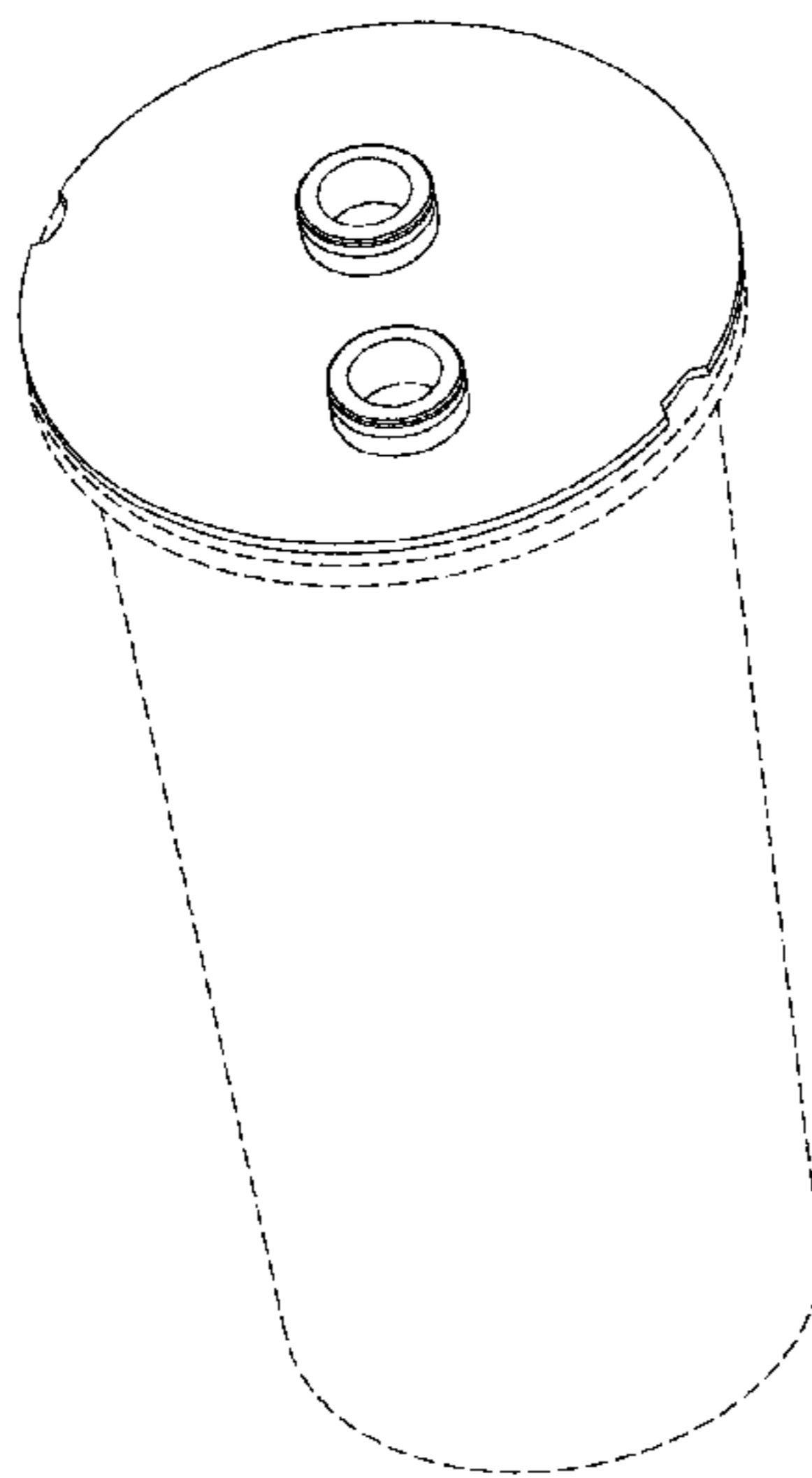
(57) **CLAIM**

The ornamental design for a dental amalgam separation container, as shown and described.

DESCRIPTION

FIG. 1 is a front perspective view of a first embodiment of a dental amalgam separation container in accordance with the present invention;
FIG. 2 is a left side view thereof;
FIG. 3 is a right side view thereof;
FIG. 4 is a front view thereof;
FIG. 5 is a rear view thereof;
FIG. 6 is a top view thereof; and
FIG. 7 is a front perspective view of a second embodiment of a dental amalgam separation container in accordance with the present invention;
FIG. 8 is a left side view thereof;
FIG. 9 is a right side view thereof;
FIG. 10 is a front view thereof;
FIG. 11 is a rear view thereof;
FIG. 12 is a top view thereof; and
FIG. 13 is a front perspective view of a third embodiment of a dental amalgam separation container in accordance with the present invention;
FIG. 14 is a left side view thereof;
FIG. 15 is a right side view thereof;
FIG. 16 is a front view thereof;
FIG. 17 is a rear view thereof;
FIG. 18 is a top view thereof; and
FIG. 19 is a front perspective view of a fourth embodiment of a dental amalgam separation container in accordance with the present invention;
FIG. 20 is a left side view thereof;
FIG. 21 is a right side view thereof;
FIG. 22 is a front view thereof;
FIG. 23 is a rear view thereof; and,
FIG. 24 is a top view thereof.
The features shown in broken lines are illustrating environmental structure and form no part of the claimed design.

1 Claim, 24 Drawing Sheets



US D835,264 S

Page 2

(58) **Field of Classification Search**

USPC D24/221, 111, 118, 121, 127, 162, 176,
D24/182, 224
CPC .. A61J 1/00; A61J 1/1412; B65D 1/00; B65D
1/02; B65D 1/10; B65D 1/46; B65D
2585/56; B65D 2585/545; B65D 41/00;
B65D 41/38; B65D 41/56; B65D 41/62;
B65D 47/00; B65D 47/06; B65D 47/08;
B65D 2543/00046; B65D 2543/00092;
B65D 2543/00296; B65D 5/46; B65D
2251/00

See application file for complete search history.

(56) **References Cited**

U.S. PATENT DOCUMENTS

D286,268 S * 10/1986 Wolff D9/434
D288,528 S * 3/1987 Parad D9/435
D288,529 S * 3/1987 Parad D9/435
D306,266 S * 2/1990 Hargrove D24/224
D306,649 S * 3/1990 Lapicola D24/121
4,911,315 A * 3/1990 Shrum B65D 55/16
215/229
4,934,545 A * 6/1990 Pezzoli A61J 1/1406
215/250
4,951,845 A * 8/1990 Pezzoli A61J 1/1406
215/250
5,125,522 A * 6/1992 Pezzoli A61J 1/1475
215/250

D341,085 S * 11/1993 Charbonneau D9/434
D349,647 S * 8/1994 Moffitt D9/435
D359,236 S * 6/1995 Spafford D9/447
5,509,551 A * 4/1996 Terrell, II A47G 19/2266
215/229
D372,426 S * 8/1996 Garnett D7/392.1
D374,481 S * 10/1996 McCallister D24/118
D384,280 S * 9/1997 Kuczer D9/436
5,730,322 A * 3/1998 Iba B65D 47/265
222/212
5,873,494 A * 2/1999 Dallas, Jr. B65D 47/2006
222/129
D423,354 S * 4/2000 Lin D32/31
D428,768 S * 8/2000 Betras D7/510
D431,158 S * 9/2000 Schwab D7/510
D433,275 S * 11/2000 Betras D7/392.1
D435,194 S * 12/2000 Betras D7/510
D503,097 S * 3/2005 Burr D9/434
D503,110 S * 3/2005 Burr D9/434
D522,359 S * 6/2006 Van Diepen D9/447
D536,247 S * 2/2007 Burr D9/434
D574,237 S * 8/2008 Yates, III D9/447
D630,094 S * 1/2011 Maxwell D9/447
D705,059 S * 5/2014 Hutchison D9/447
D706,135 S * 6/2014 Hutchison D9/447
D727,149 S * 4/2015 Humm D9/449
D750,962 S * 3/2016 Liu D6/542
2002/0185186 A1 * 12/2002 Juliar A61M 39/10
138/96 R
2015/0320638 A1 * 11/2015 Becker A61J 1/1475
215/306

* cited by examiner

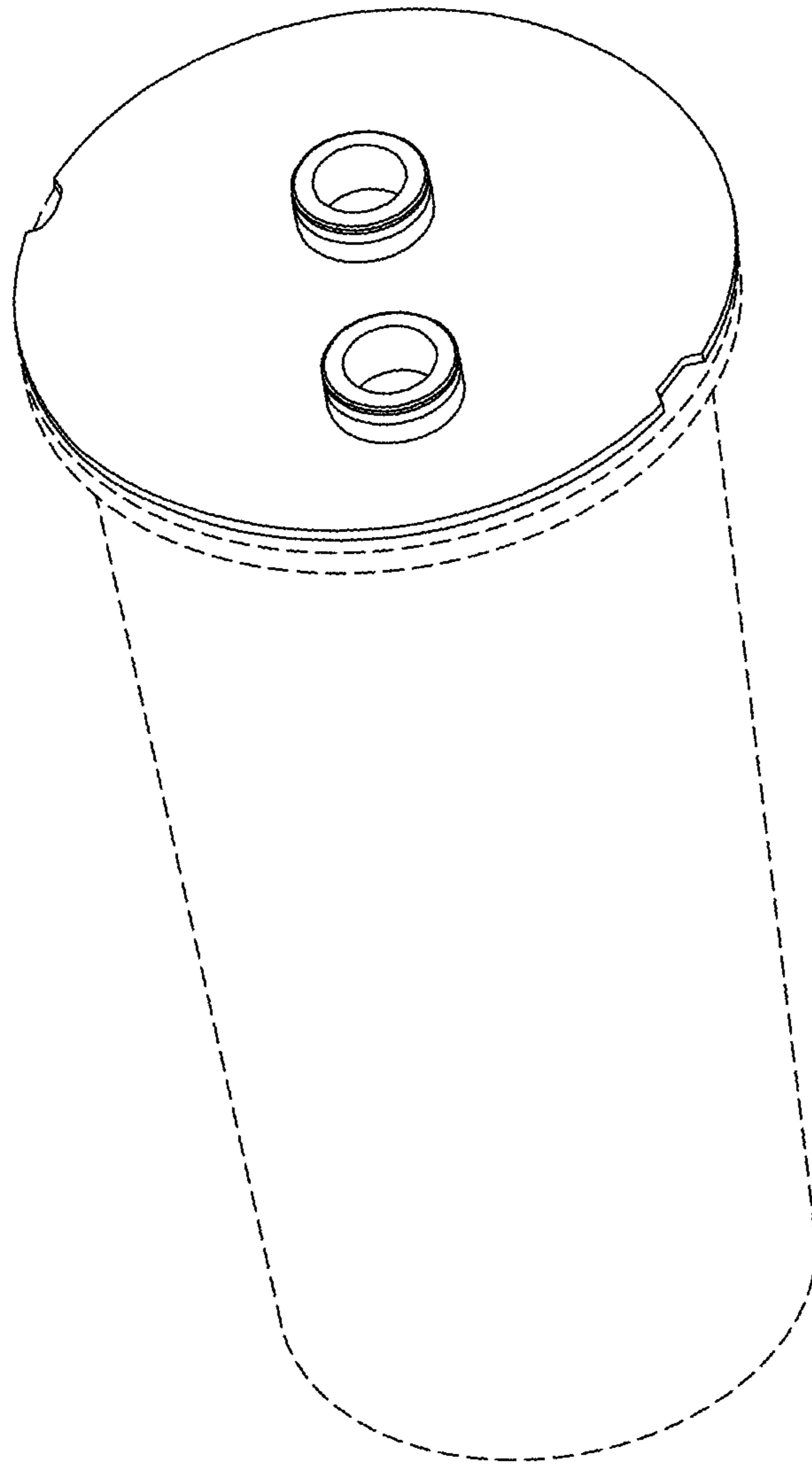


FIG. 1




FIG. 2




FIG. 3




FIG. 4




FIG. 5

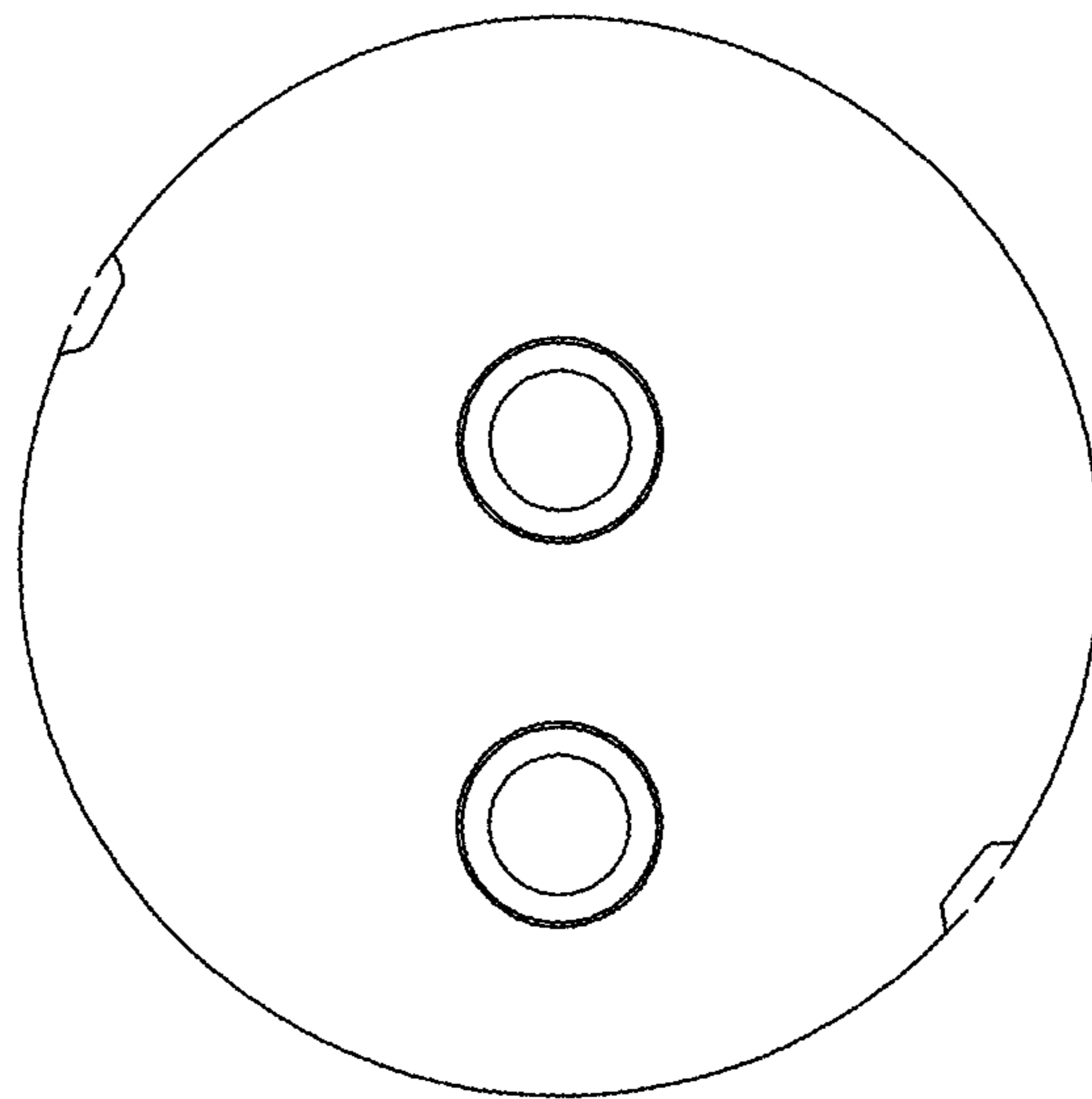


FIG. 6

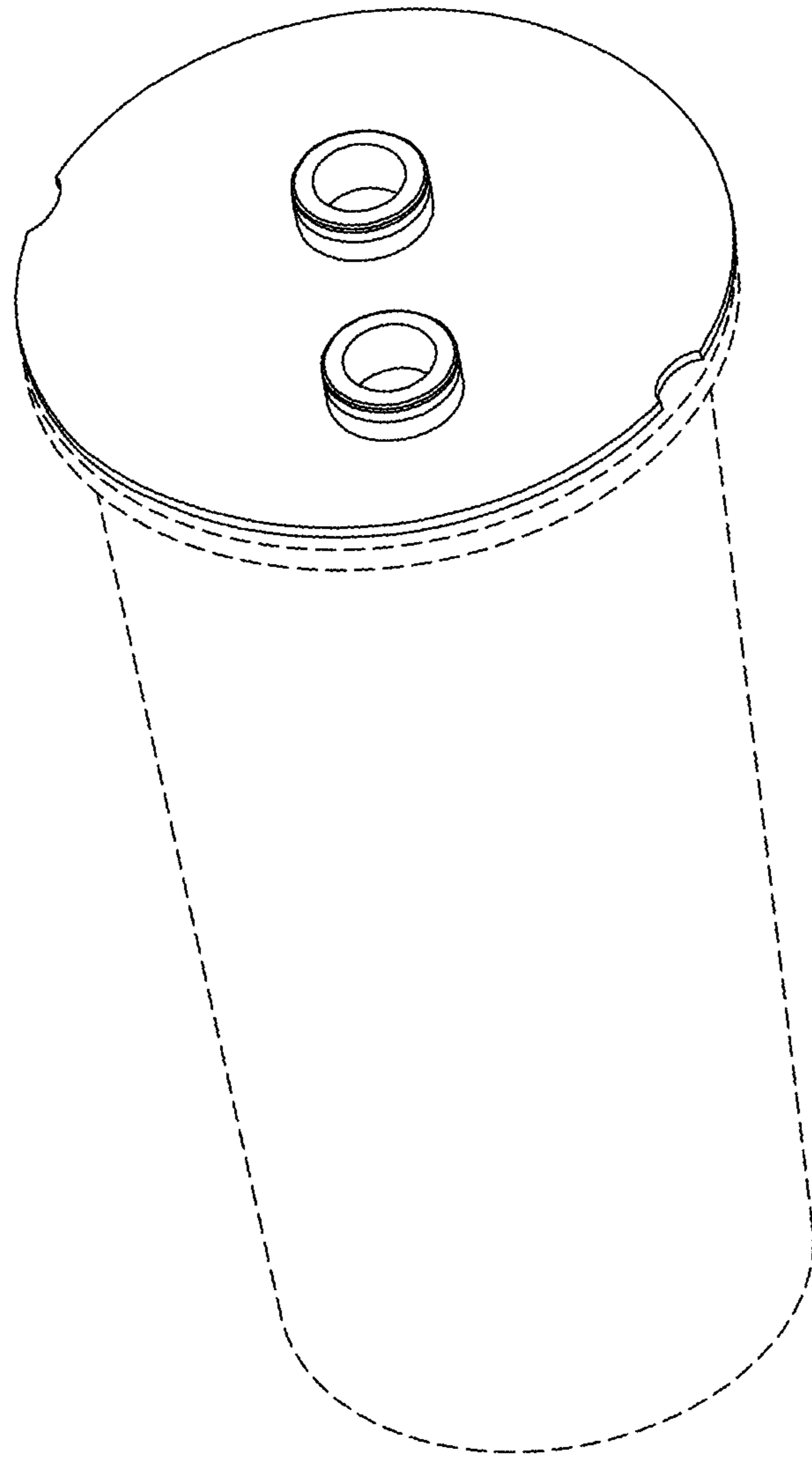


FIG. 7




FIG. 8




FIG. 9




FIG. 10




FIG. 11

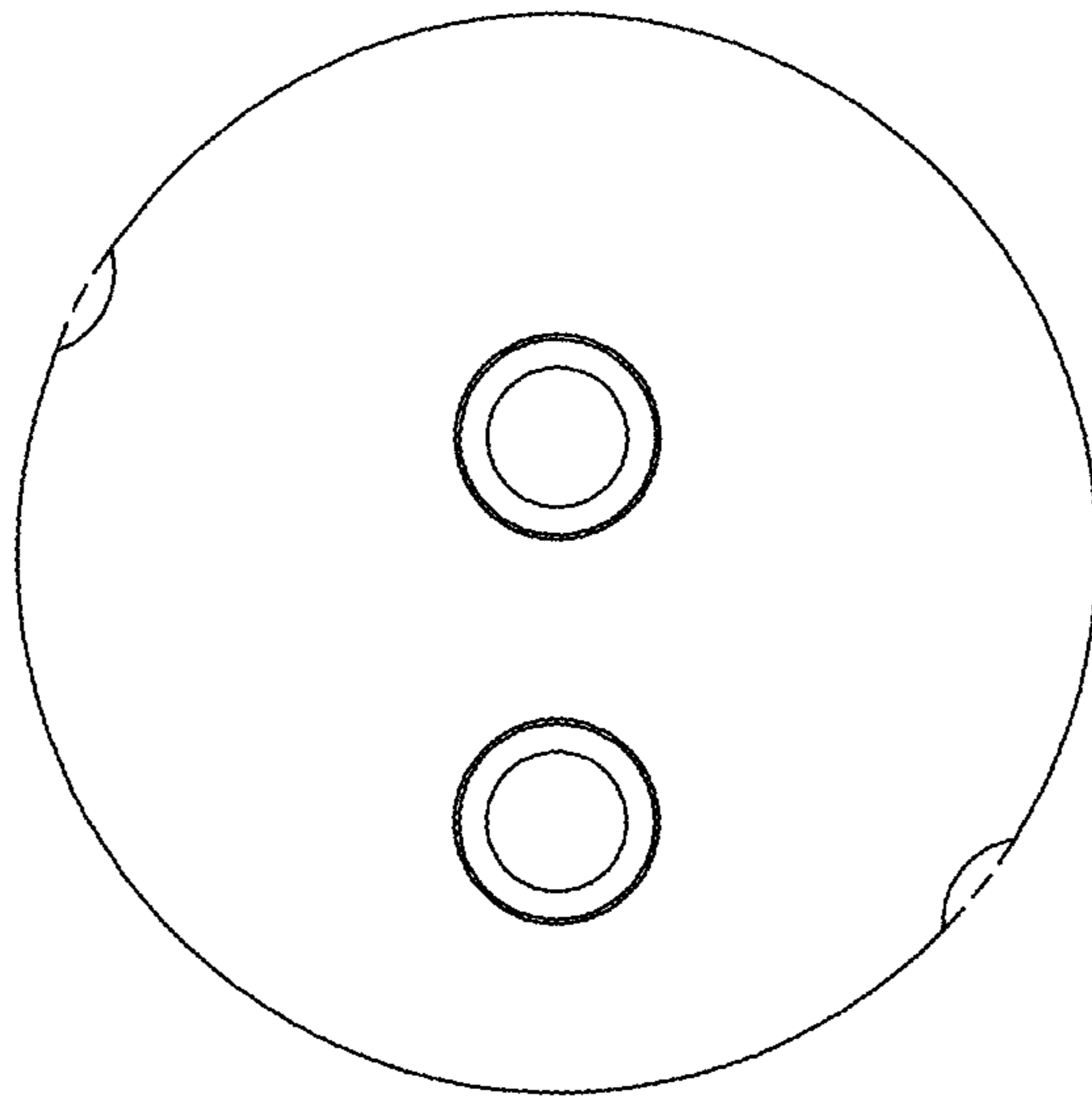


FIG. 12

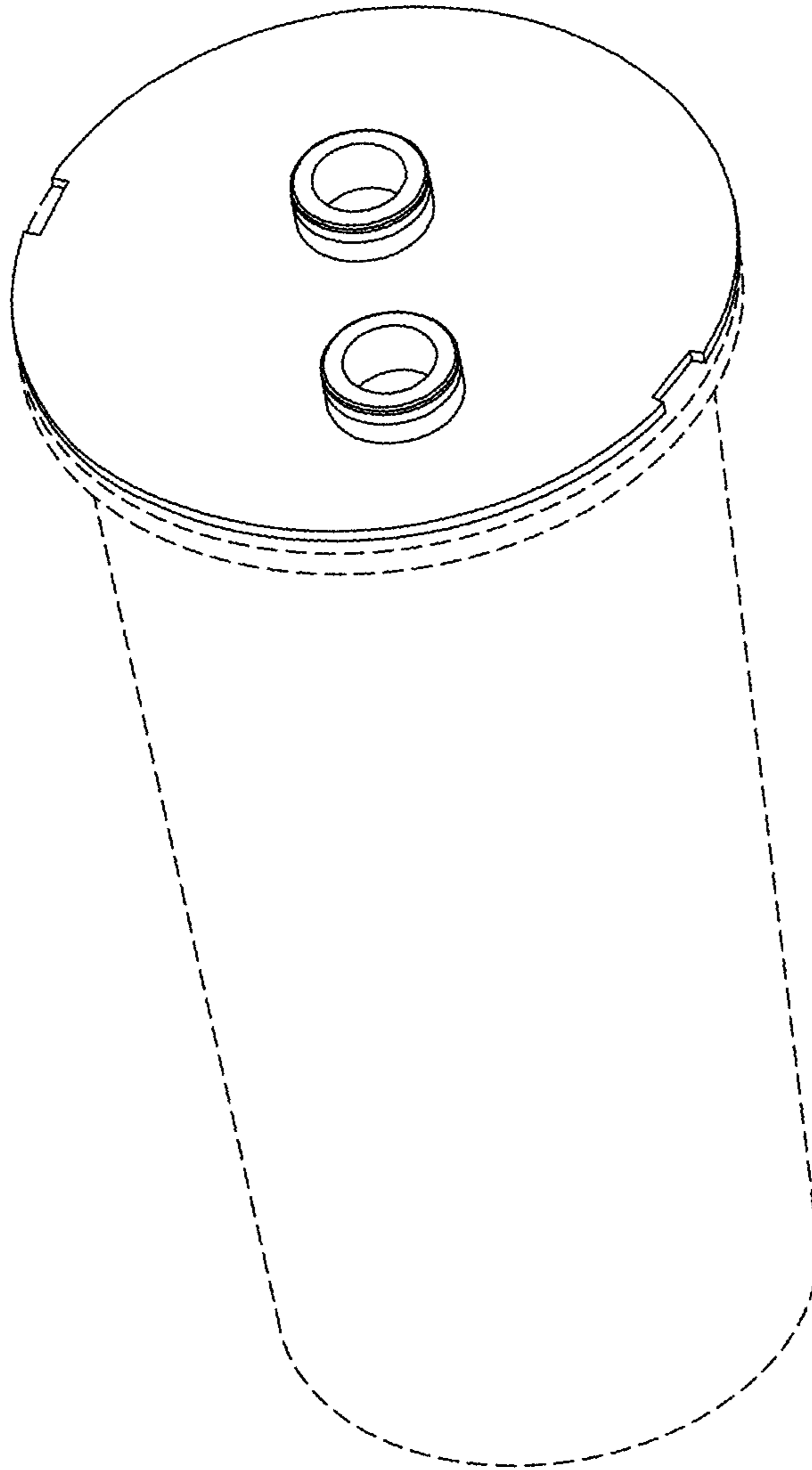


FIG. 13




FIG. 14




FIG. 15




FIG. 16




FIG. 17

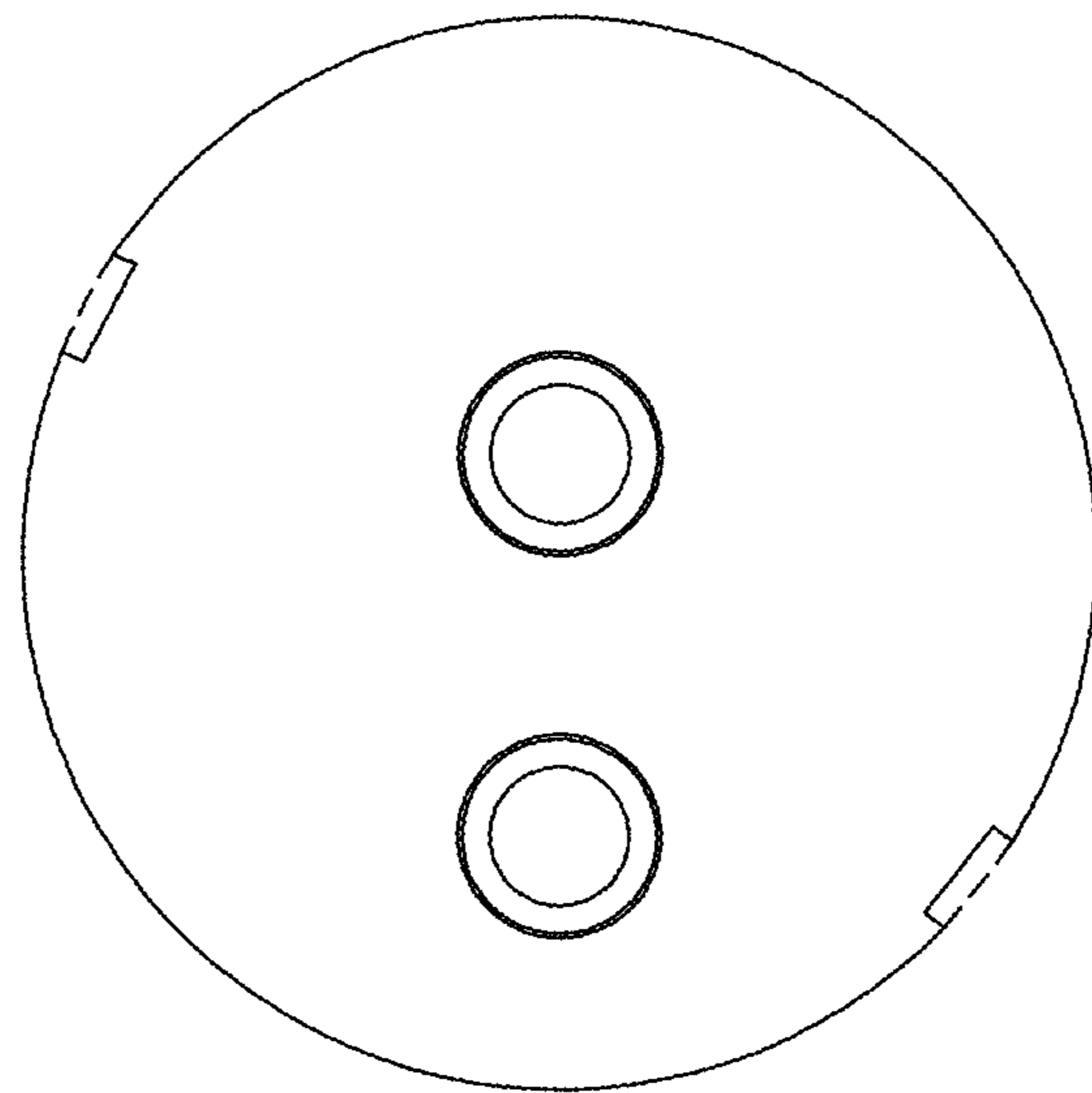


FIG. 18

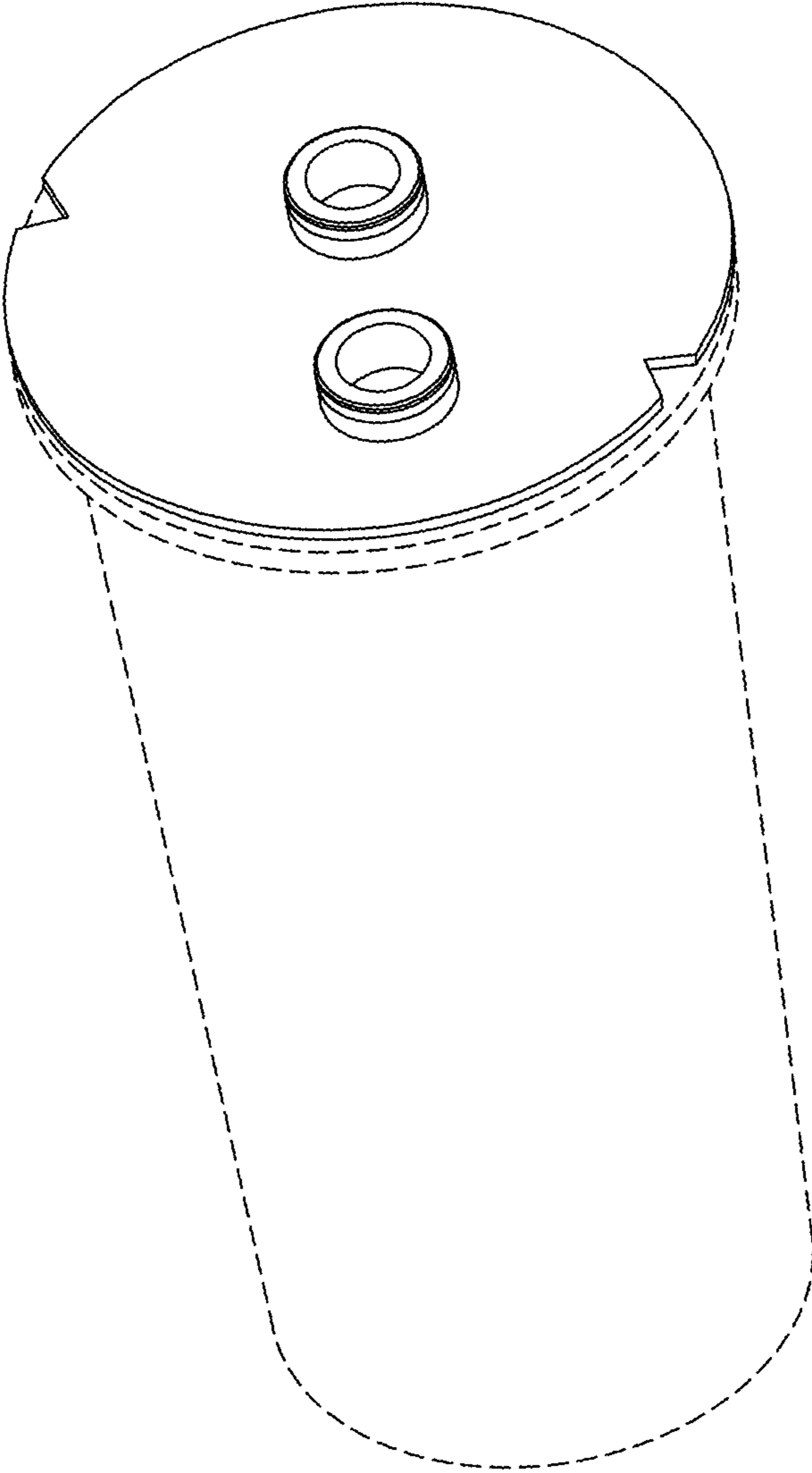


FIG. 19




FIG. 20




FIG. 21




FIG. 22




FIG. 23

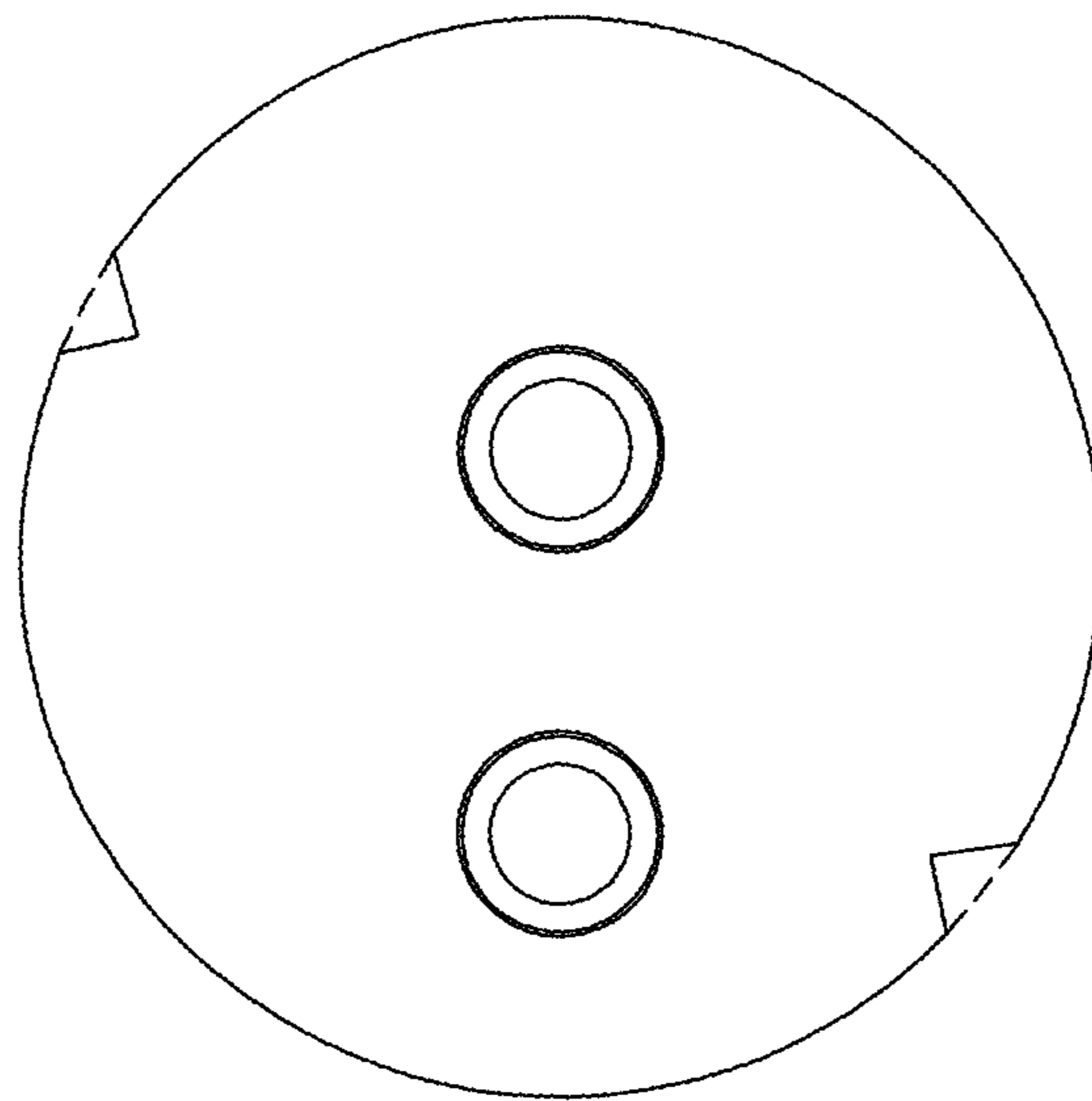


FIG. 24