



US00D835230S

(12) **United States Design Patent** (10) **Patent No.:** **US D835,230 S**
Rauwerdink et al. (45) **Date of Patent:** **** Dec. 4, 2018**

- (54) **FISHING GUTTING SCISSORS**
- (71) Applicant: **Fiskars Brands, Inc.**, Madison, WI (US)
- (72) Inventors: **Matthew Alan Rauwerdink**, Newberg, OR (US); **Seth Patrick Jaramus**, Portland, OR (US)
- (73) Assignee: **Fiskars Brands, Inc.**, Middleton, WI (US)
- (**) Term: **15 Years**
- (21) Appl. No.: **29/566,309**
- (22) Filed: **May 27, 2016**
- (51) **LOC (11) Cl.** **22-05**
- (52) **U.S. Cl.**
USPC **D22/150**
- (58) **Field of Classification Search**
USPC D7/693; D22/149, 150; D8/52, 57, 76
CPC B26B 13/00; B26B 13/06; B26B 13/12; B26B 13/22; B26B 13/24; B26B 17/00
See application file for complete search history.

(56) **References Cited**

U.S. PATENT DOCUMENTS

D171,837 S	*	3/1954	Blanchaert	D8/57
D237,937 S		12/1975	Backstrom et al.		
D350,466 S		9/1994	Ramsey et al.		
D353,087 S		12/1994	Ramsey et al.		
D354,423 S		1/1995	Birkholz		
D354,890 S		1/1995	Concari et al.		
D361,026 S		8/1995	Ramsey		
D361,705 S		8/1995	Birkholz		
D365,005 S		12/1995	Birkholz		
D380,657 S		7/1997	Cornell		
D383,957 S		9/1997	Cornell		
D383,958 S		9/1997	An et al.		

D393,192 S	4/1998	Cornell
D395,992 S	7/1998	Bennett et al.
D503,324 S	3/2005	Carlson et al.
D503,880 S	4/2005	McLean
D505,054 S	5/2005	McLean et al.
D513,577 S	1/2006	McLean et al.
D514,908 S	2/2006	McLean
D532,268 S	11/2006	McLean
D536,588 S	2/2007	Peterson et al.
D536,589 S	2/2007	Peterson et al.
D536,939 S	2/2007	Peterson et al.
D537,310 S	2/2007	McLean
D543,817 S	6/2007	McLean
D547,153 S	7/2007	Peterson et al.
D551,928 S	10/2007	Peterson et al.
D551,929 S	10/2007	Peterson et al.

(Continued)

Primary Examiner — Karen S Acker

Assistant Examiner — Steven B Reinholdt, Jr.

(74) *Attorney, Agent, or Firm* — Foley & Lardner LLP

(57) **CLAIM**

We claim the ornamental design for a fishing gutting scissors, as shown and described.

DESCRIPTION

FIG. 1 is a front perspective view from above of the claimed design;

FIG. 2 is a left side view of the claimed design of FIG. 1;

FIG. 3 is a right side view of the claimed design of FIG. 1;

FIG. 4 is a front view of the claimed design of FIG. 1;

FIG. 5 is a rear view of the claimed design of FIG. 1;

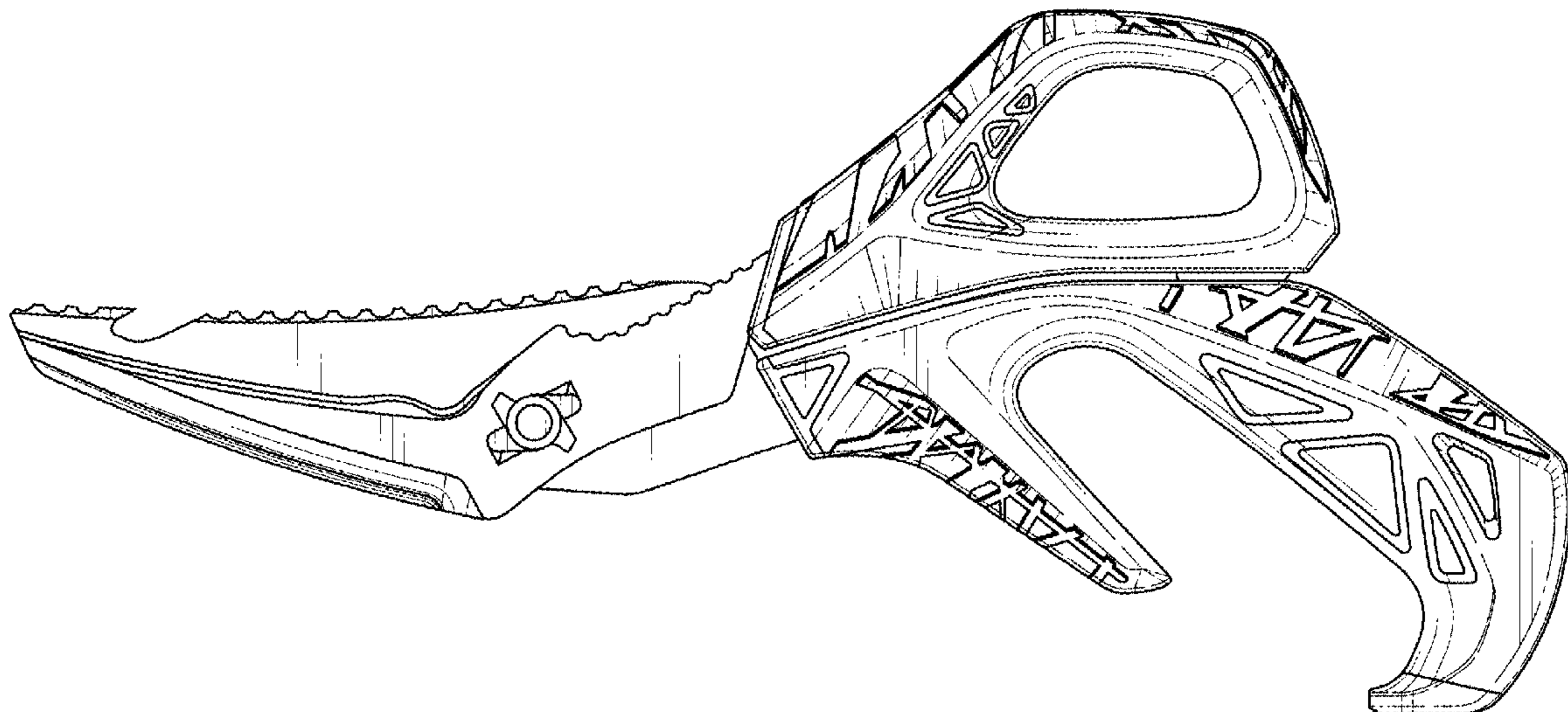
FIG. 6 is a top view of the claimed design of FIG. 1;

FIG. 7 is a bottom view of the claimed design of FIG. 1; and,

FIG. 8 is a rear perspective view from above of the claimed design of FIG. 1.

The features of the fishing gutting scissors drawn in broken line depict ornamental surface decoration that forms no part of the claimed design.

1 Claim, 6 Drawing Sheets



(56)

References Cited

U.S. PATENT DOCUMENTS

D581,758 S * 12/2008 Kolodsiejski D8/57
D584,122 S * 1/2009 Caroca D8/57
D590,677 S * 4/2009 Pearson D8/57
D594,723 S * 6/2009 Kim D8/57
D611,794 S 3/2010 Williams et al.
D631,716 S 2/2011 Roberts et al.
D640,106 S * 6/2011 Molina D8/5
D642,877 S * 8/2011 Bhasin D7/693
D646,942 S * 10/2011 Bhasin D8/57
D646,944 S * 10/2011 Bhasin D8/57
D646,945 S * 10/2011 Bhasin D8/57
D648,608 S 11/2011 Roberts et al.
D649,420 S 11/2011 Cunningham et al.
D678,020 S 3/2013 Lipscomb et al.
D786,037 S * 5/2017 Huesman D8/52
D786,039 S * 5/2017 Roberts D8/57
2007/0234485 A1 * 10/2007 Peterson B26B 13/22
7/160

* cited by examiner

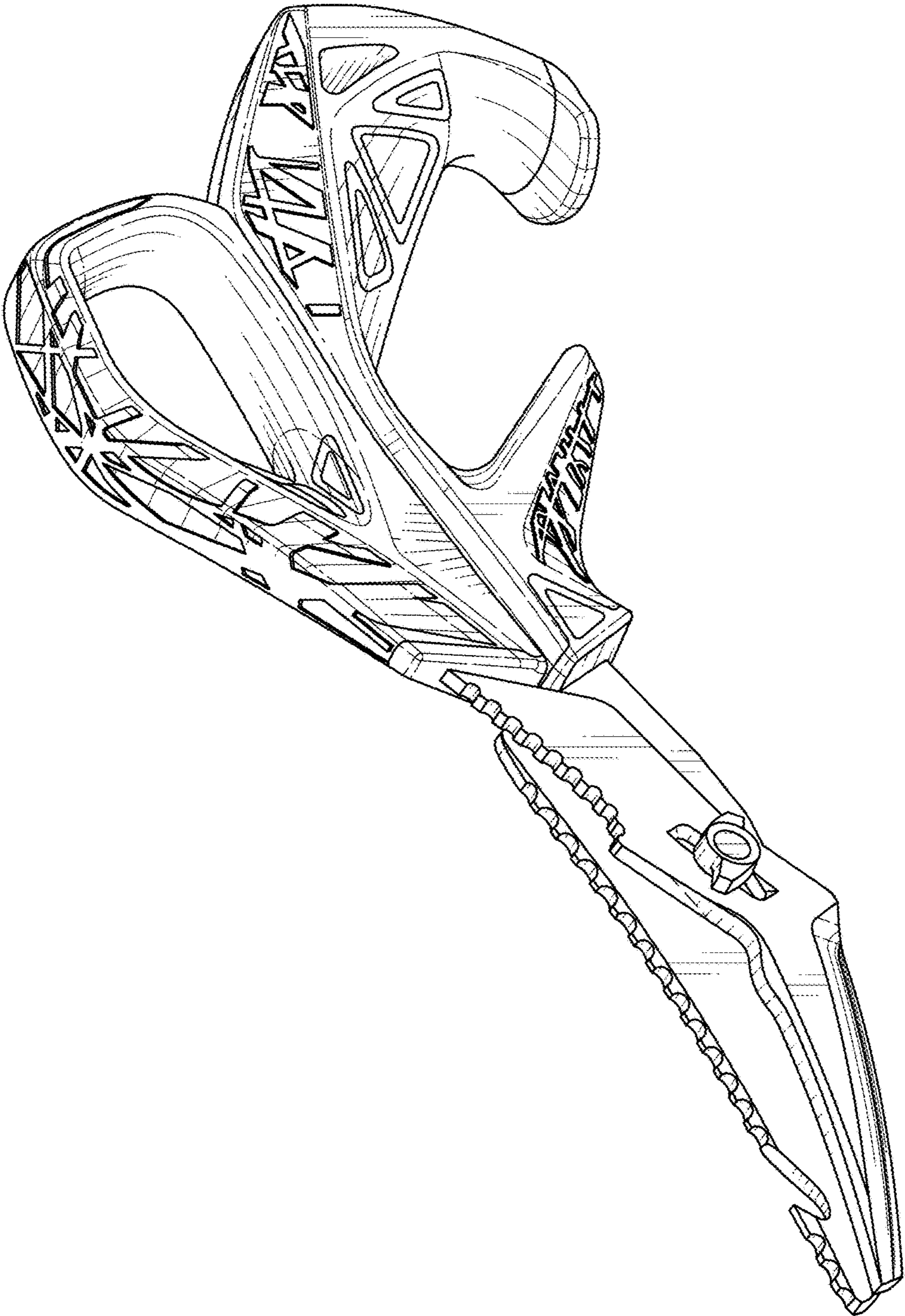


FIG. 1

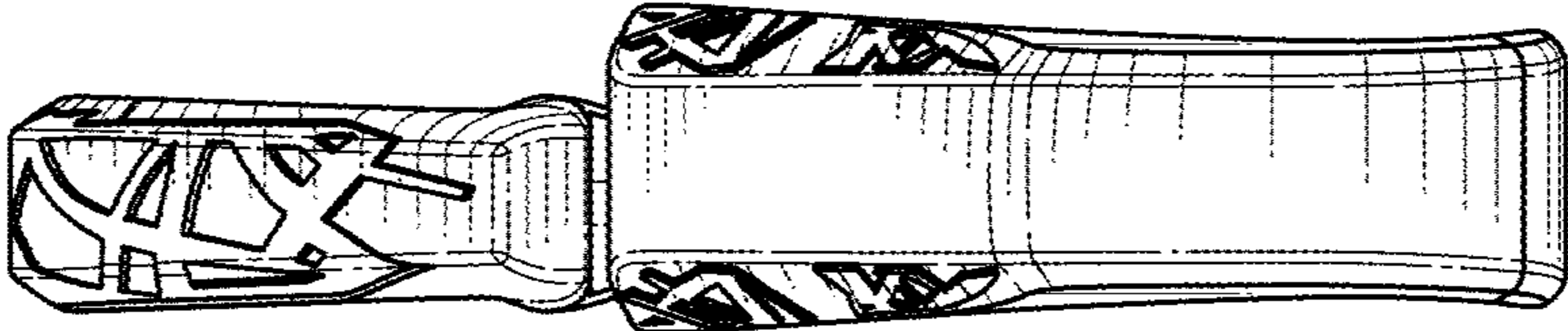


FIG. 3

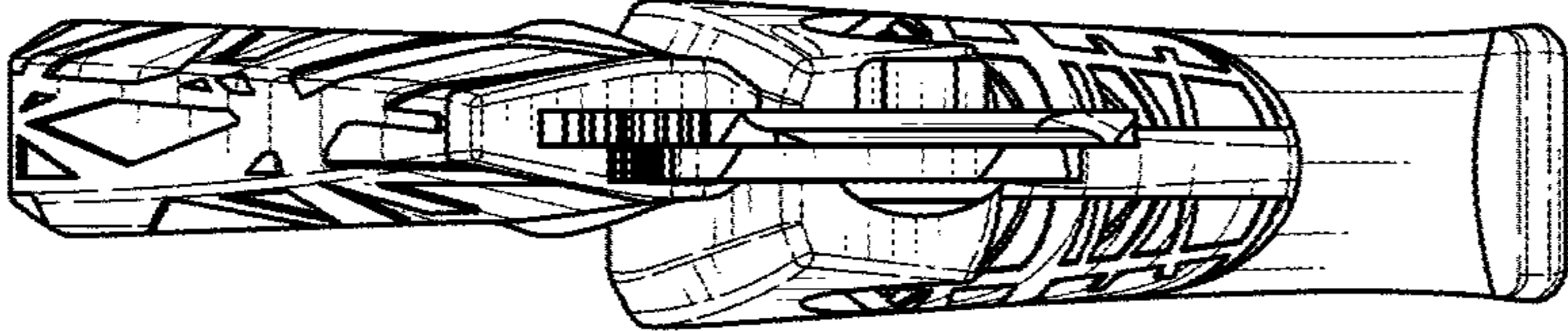


FIG. 2

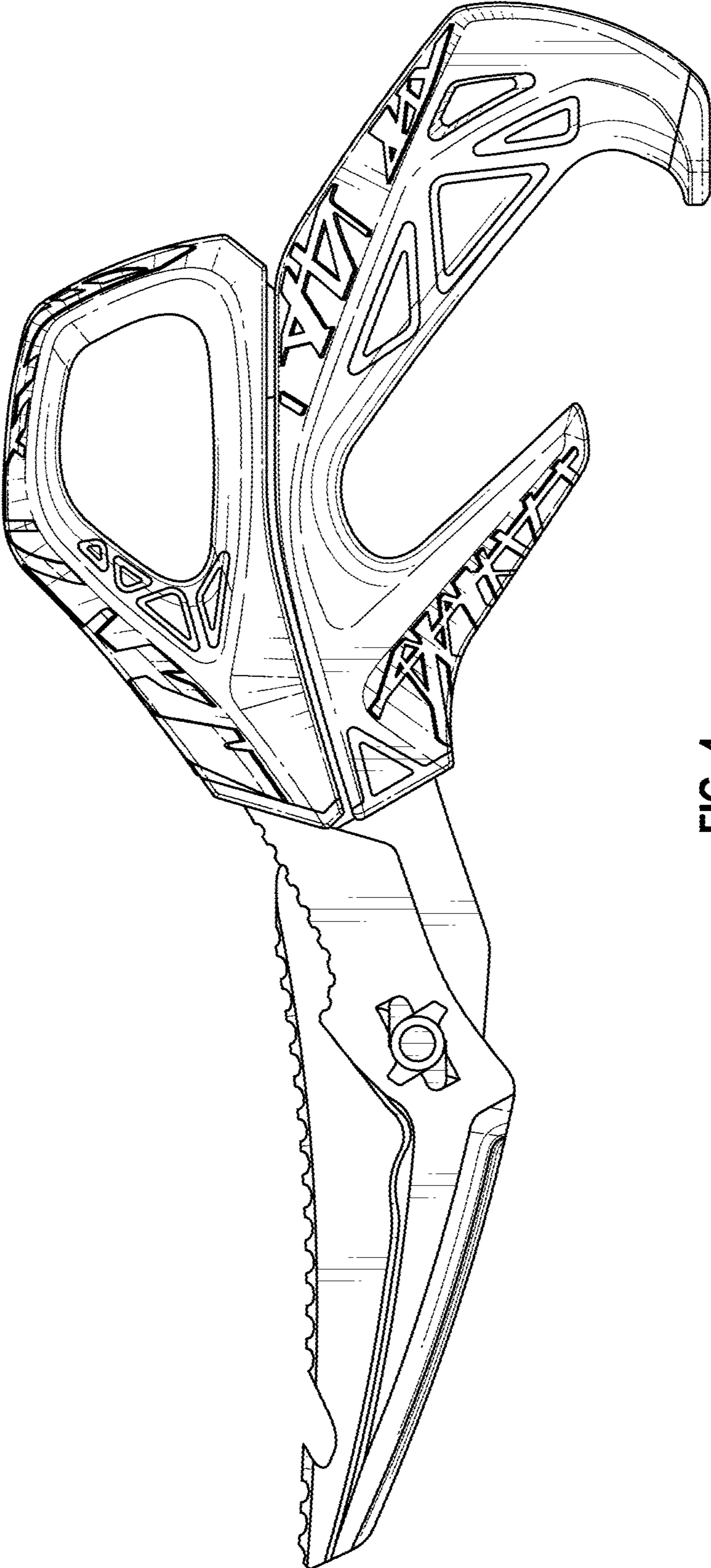


FIG. 4

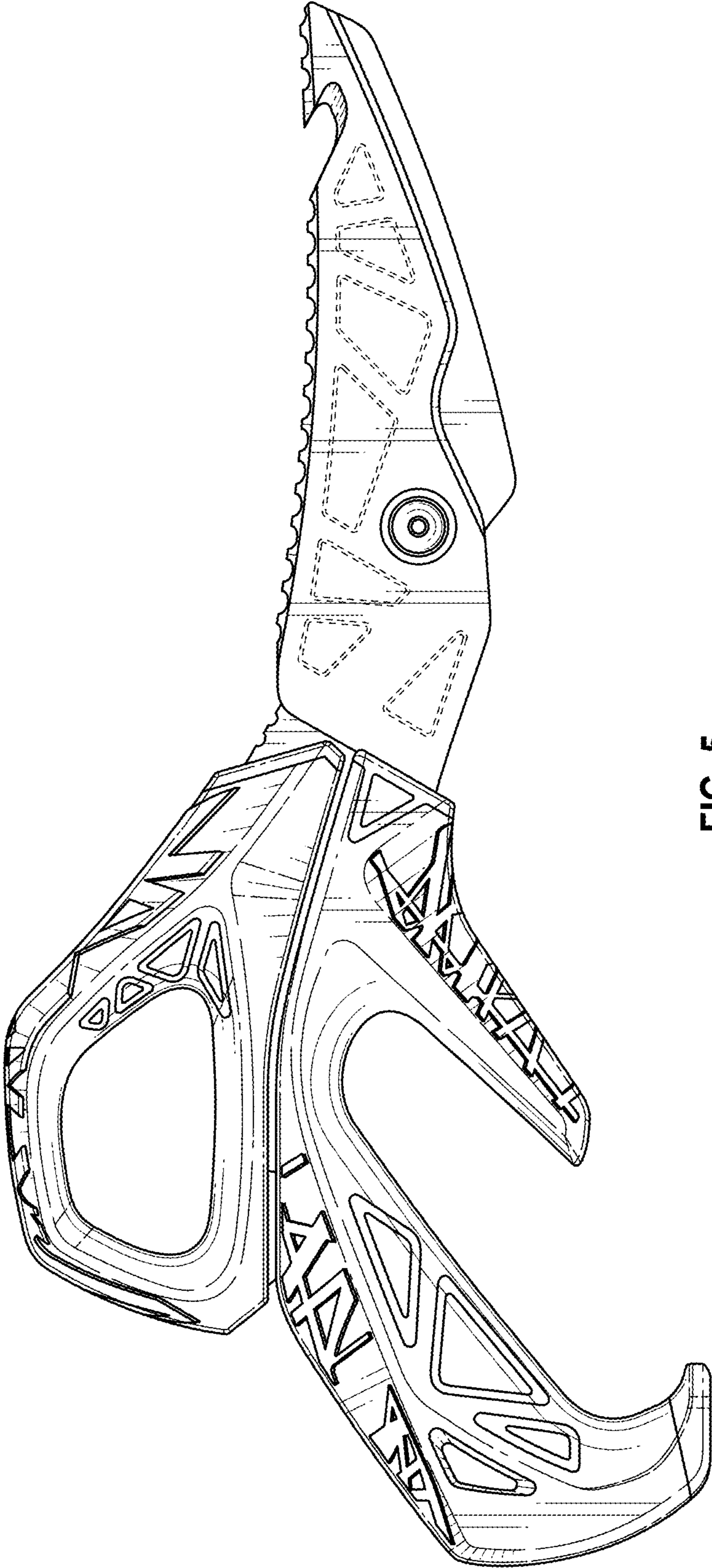


FIG. 5

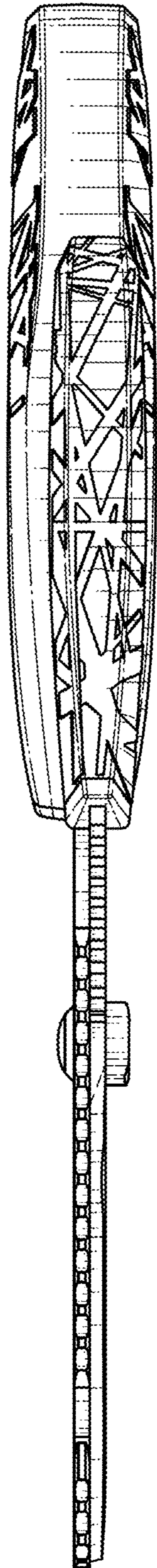


FIG. 6

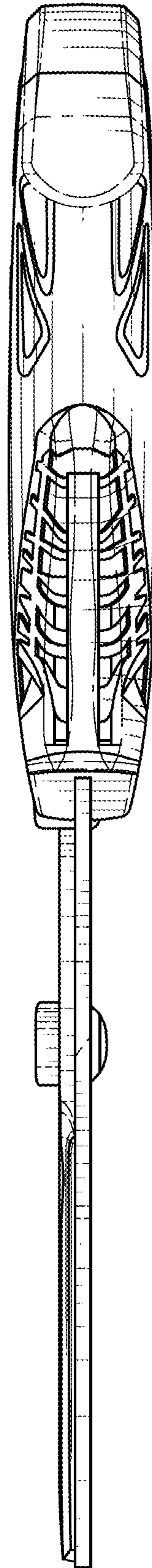


FIG. 7



FIG. 8