



US00D835223S

(12) **United States Design Patent** (10) **Patent No.:** **US D835,223 S**  
**Dattner et al.** (45) **Date of Patent:** **\*\* Dec. 4, 2018**

- (54) **CLIMBABLE PLAYGROUND STRUCTURE** 3,485,494 A \* 12/1969 Lieberman ..... A63B 9/00  
482/35
- (71) Applicant: **Playworld Systems, Inc.**, Lewisburg, PA (US) D218,455 S \* 8/1970 Dattner ..... D21/826  
D218,456 S \* 8/1970 Dattner ..... D21/826  
D218,457 S \* 8/1970 Dattner ..... D21/826  
D218,458 S \* 8/1970 Dattner ..... D21/826  
D218,459 S \* 8/1970 Dattner ..... D21/826  
D218,460 S \* 8/1970 Dattner ..... D21/826  
D218,765 S \* 9/1970 Dattner ..... D21/826  
3,561,757 A \* 2/1971 Schillig ..... A63B 9/00  
434/403
- (72) Inventors: **Richard Dattner**, New York, NY (US);  
**Craig Mellott**, Beavertown, PA (US);  
**Jonathan Foster**, Watsonstown, PA  
(US); **Mike Eby**, Lewisburg, PA (US);  
**Jeff Williams**, Shamokin Dam, PA  
(US); **Michael Laris**, Lewisburg, PA  
(US) 3,632,109 A 1/1972 Dattner  
D224,029 S \* 6/1972 Gale et al. .... D21/826  
D224,796 S \* 9/1972 Price et al. .... D21/826  
3,949,985 A 4/1976 Stampfli  
D244,556 S \* 5/1977 Burgess ..... D21/826
- (73) Assignee: **Playworld Systems, Inc.**, Lewisburg, PA (US) (Continued)

(\*\*) Term: **15 Years**

(21) Appl. No.: **29/611,498**

(22) Filed: **Jul. 21, 2017**

(51) **LOC (11) Cl.** ..... **21-03**

(52) **U.S. Cl.**  
USPC ..... **D21/826**

(58) **Field of Classification Search**  
USPC ..... D21/811, 814, 826, 827  
CPC ..... A63B 9/00; A63B 2208/12; A63B 17/00;  
A63B 17/02; A63B 2009/006; A63G  
21/00

See application file for complete search history.

(56) **References Cited**

**U.S. PATENT DOCUMENTS**

- D178,477 S \* 8/1956 Williamson ..... D21/818
- D180,902 S \* 9/1957 Goundie et al. .... D21/826
- D184,197 S \* 12/1958 Rosenzweig et al. .... D21/826
- 2,956,806 A \* 10/1960 Routson ..... A63B 9/00  
446/123
- 2,959,413 A \* 11/1960 Rosenzweig ..... A63B 9/00  
482/35
- D209,596 S \* 12/1967 Hubel ..... D21/826

**OTHER PUBLICATIONS**

Social Media (Faceook and Twitter) posting (10 pages), dated prior to Jul. 20, 2016.

*Primary Examiner* — Mitchell I. Siegel

(74) *Attorney, Agent, or Firm* — Sandberg Phoenix & von Gontard, PC

(57) **CLAIM**

The ornamental design for climbable playground structure, as shown and described.

**DESCRIPTION**

FIG. 1 is a perspective view of a climbable playground structure;

FIG. 2 is a top plan view thereof;

FIG. 3 is a bottom plan view thereof;

FIG. 4 is a left side elevational view thereof;

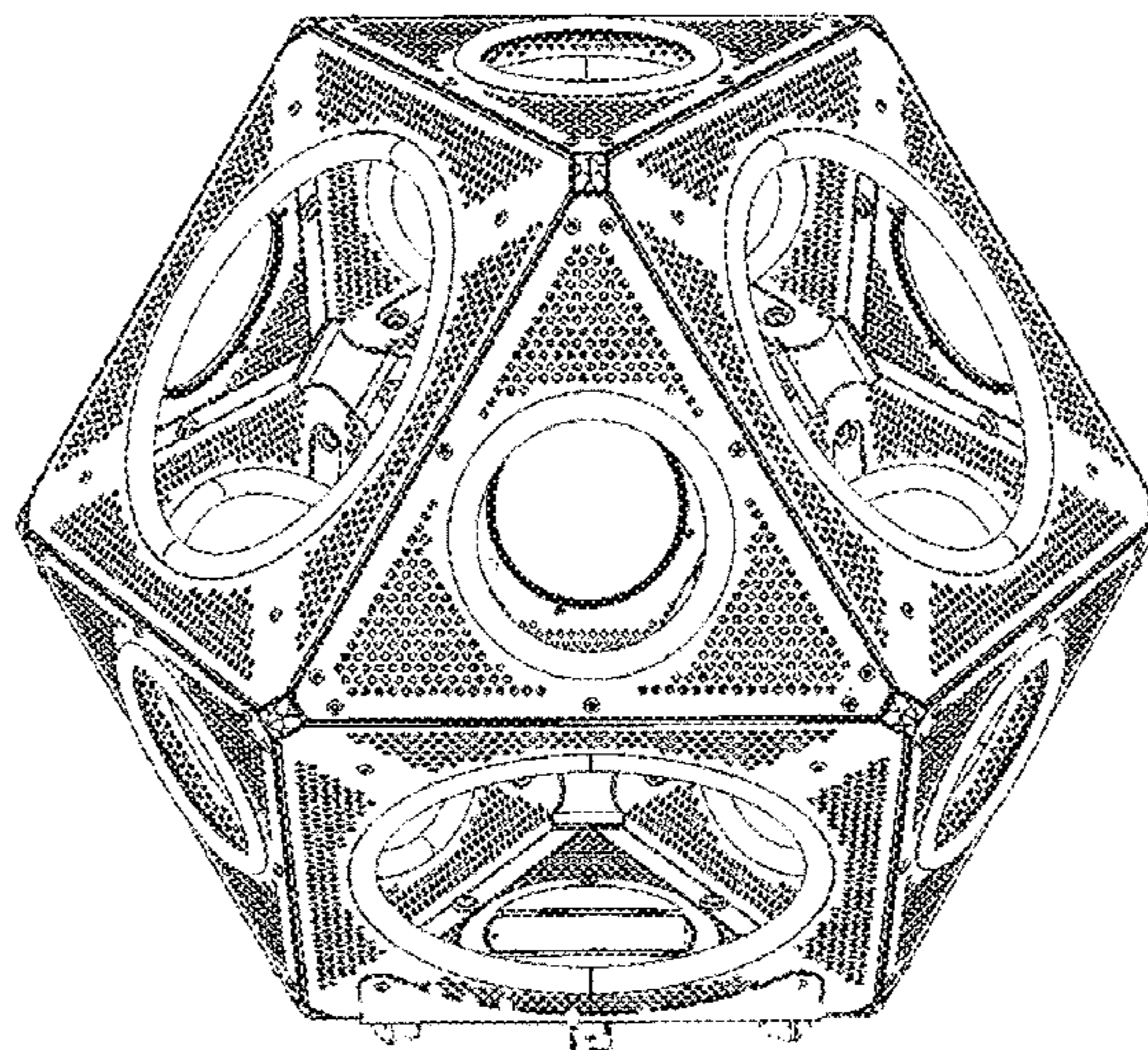
FIG. 5 is a right side elevational view thereof;

FIG. 6 is a front elevational view thereof; and,

FIG. 7 is a rear elevational view thereof.

The broken lines in the drawings illustrate features that form no part of the claim.

**1 Claim, 4 Drawing Sheets**



(56)

**References Cited**

U.S. PATENT DOCUMENTS

D251,262 S *	3/1979	Barrett	.....	D21/822
D334,445 S *	3/1993	Kiani	.....	D21/826
D366,512 S *	1/1996	Ziegler, Jr.	.....	D21/823
D366,686 S *	1/1996	Ziegler, Jr.	.....	D21/826
D374,902 S *	10/1996	Bookstaver	.....	D21/826
D375,537 S *	11/1996	Lenihan	.....	D21/826
D389,550 S *	1/1998	Williams	.....	D21/826
D472,954 S *	4/2003	Kohler	.....	D21/826
D485,326 S *	1/2004	Frank	.....	D21/826
D493,204 S *	7/2004	Frank	.....	D21/826
D515,166 S *	2/2006	Montfort	.....	A63B 9/00 D21/826
D615,607 S *	5/2010	Hwang	.....	D21/826
D620,066 S *	7/2010	Kohler	.....	D21/826
D632,355 S *	2/2011	Kohler	.....	D21/826
D729,334 S *	5/2015	Scott	.....	D21/826
D743,499 S *	11/2015	Eroglu	.....	D21/826

\* cited by examiner

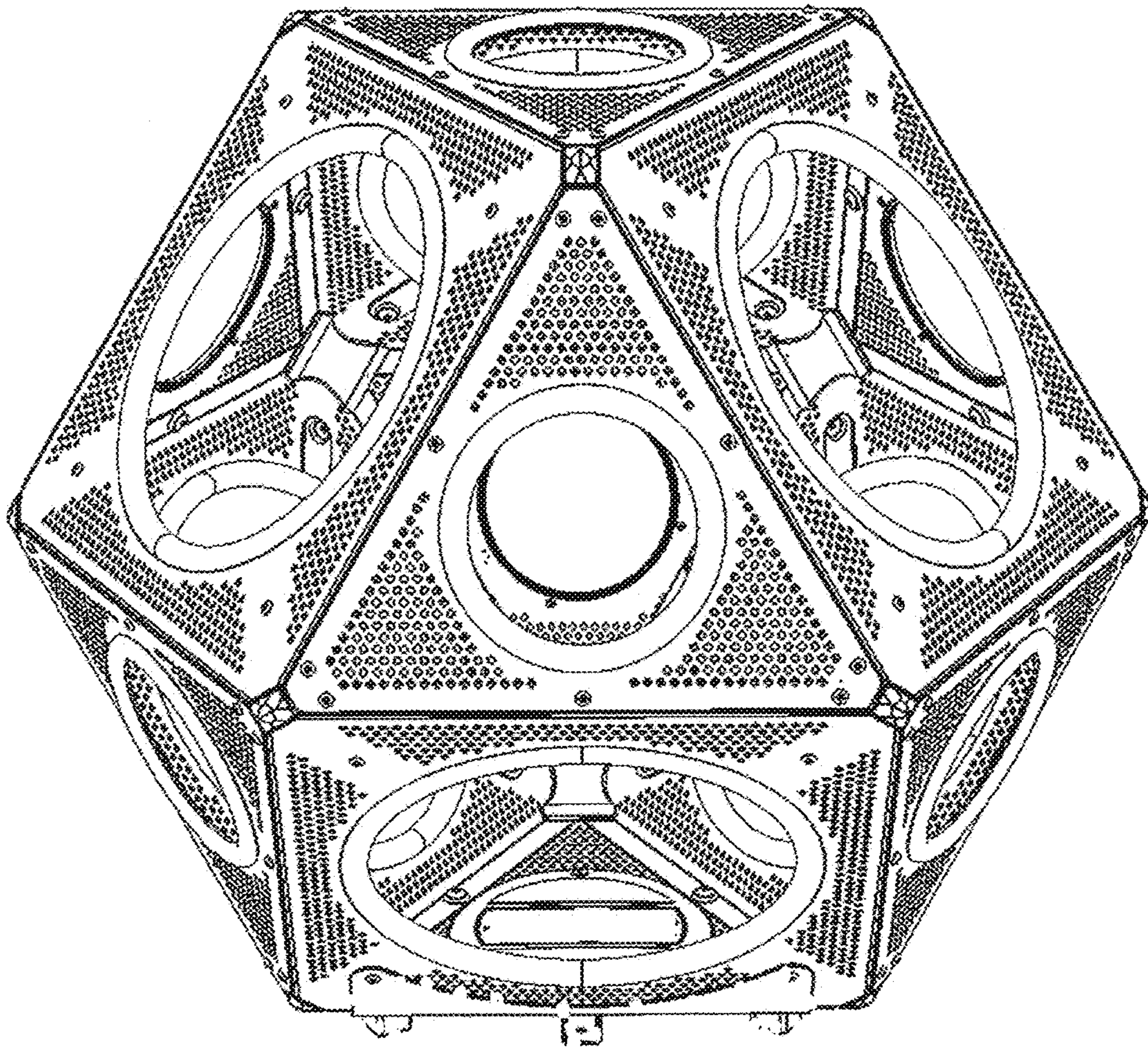


FIG. 1

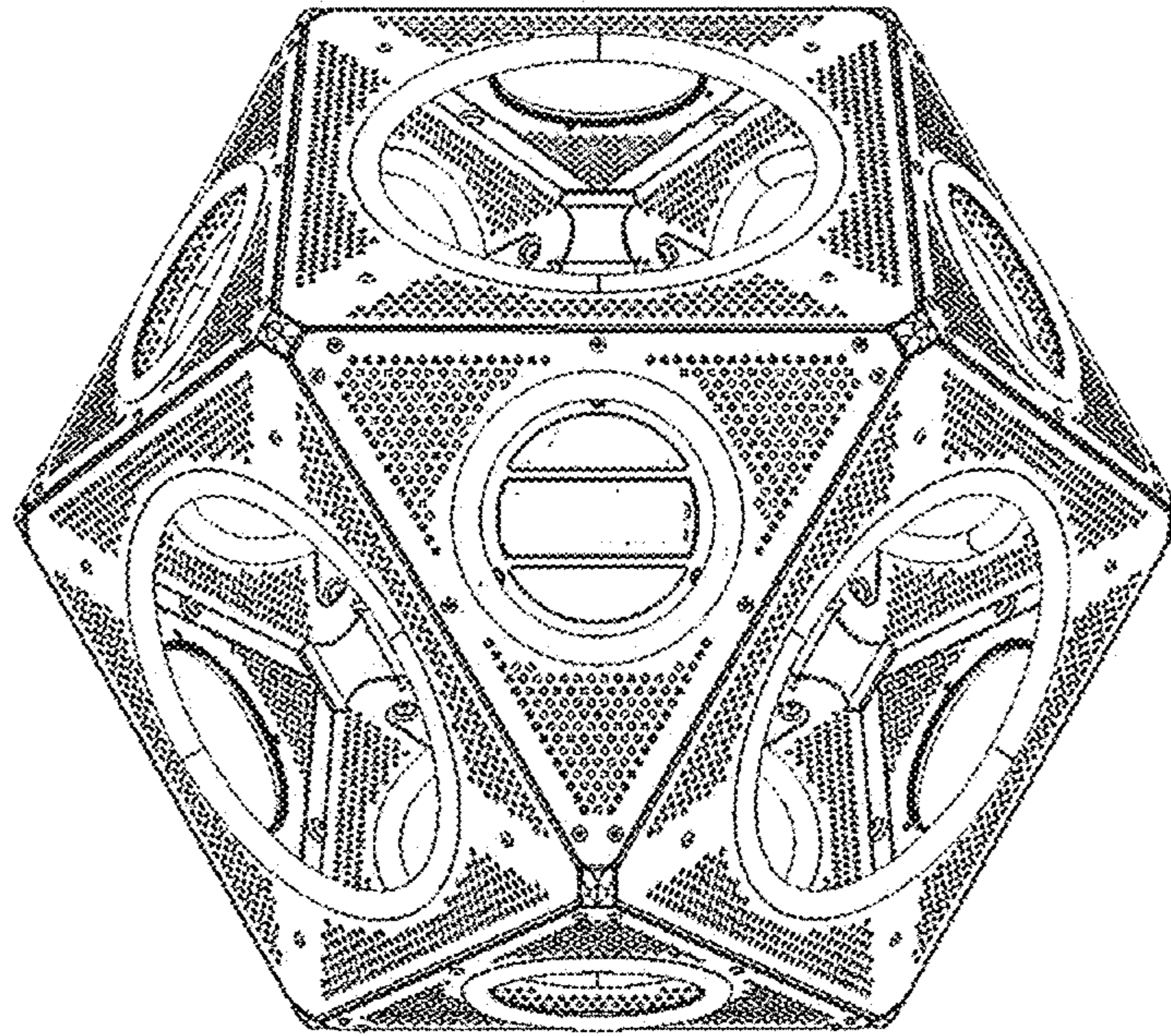


FIG. 2

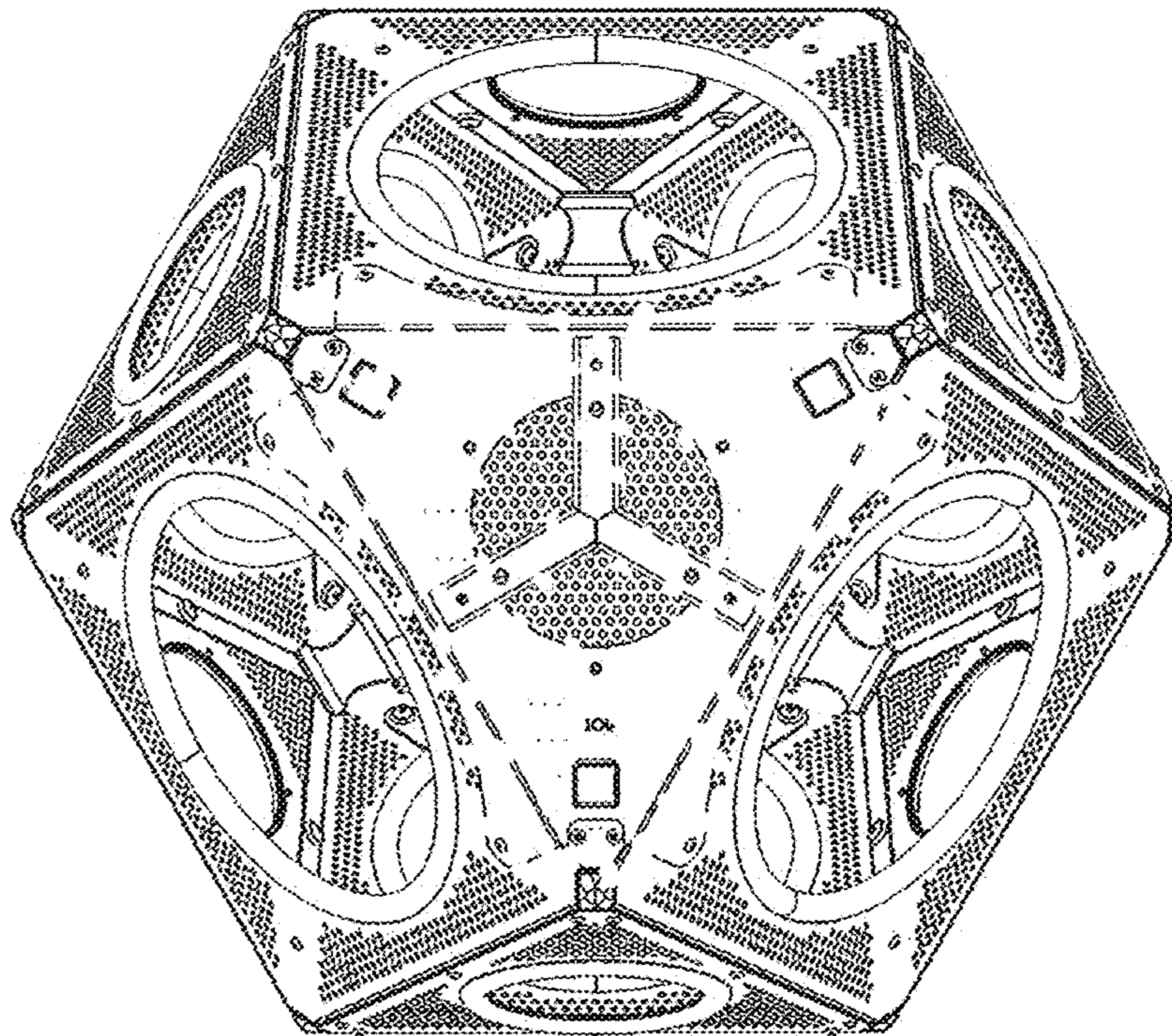


FIG. 3

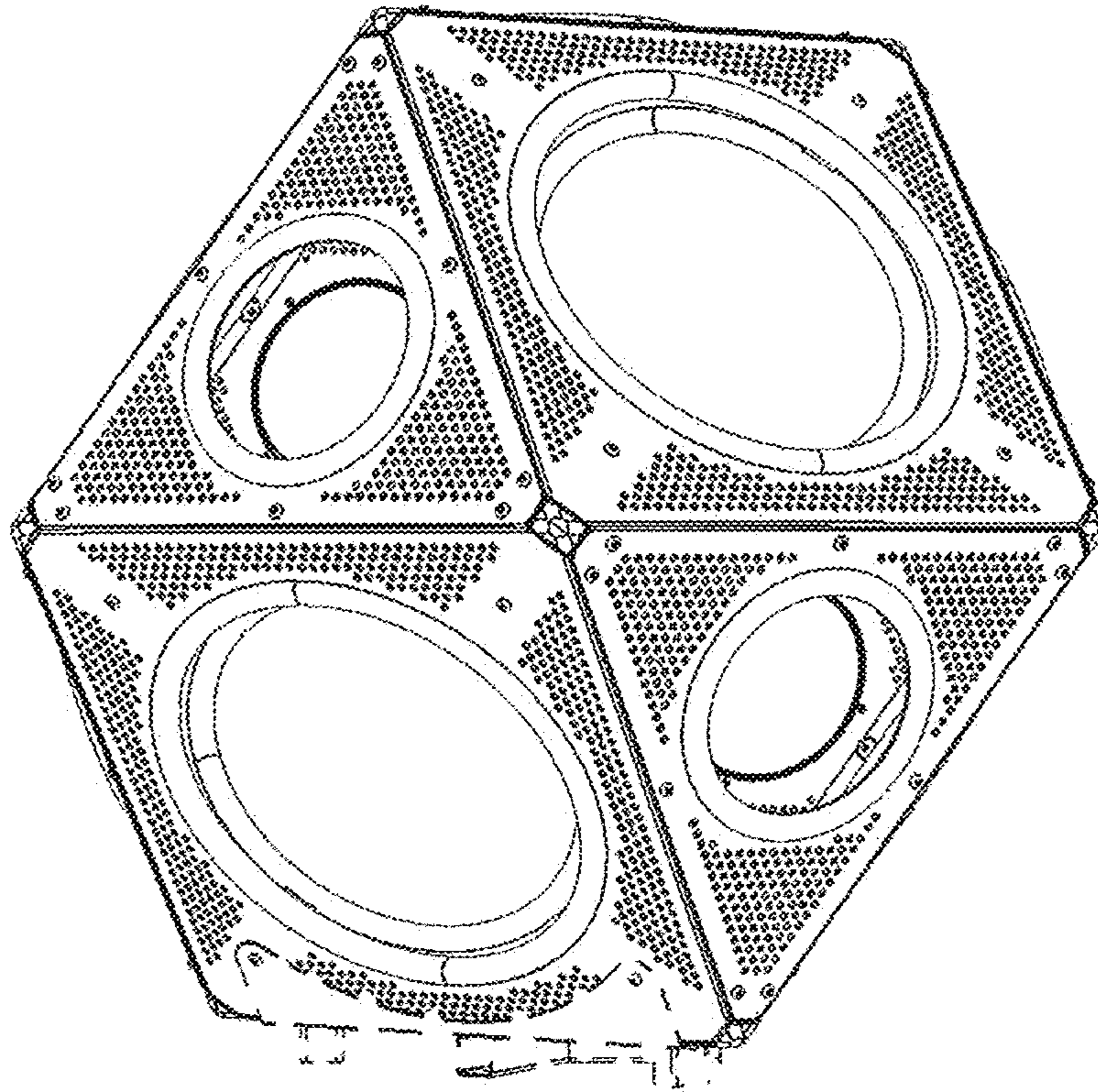


FIG. 4

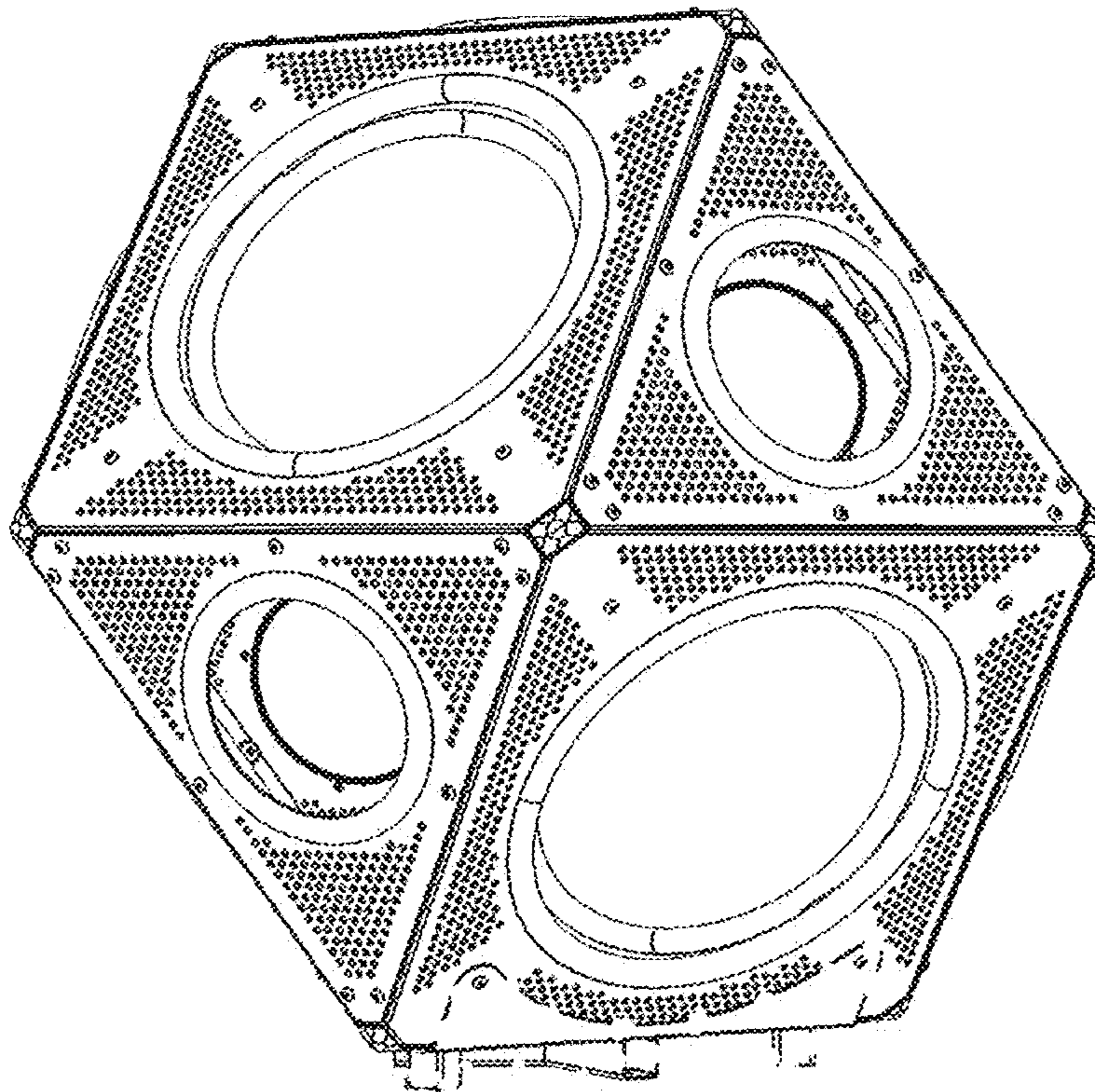


FIG. 5

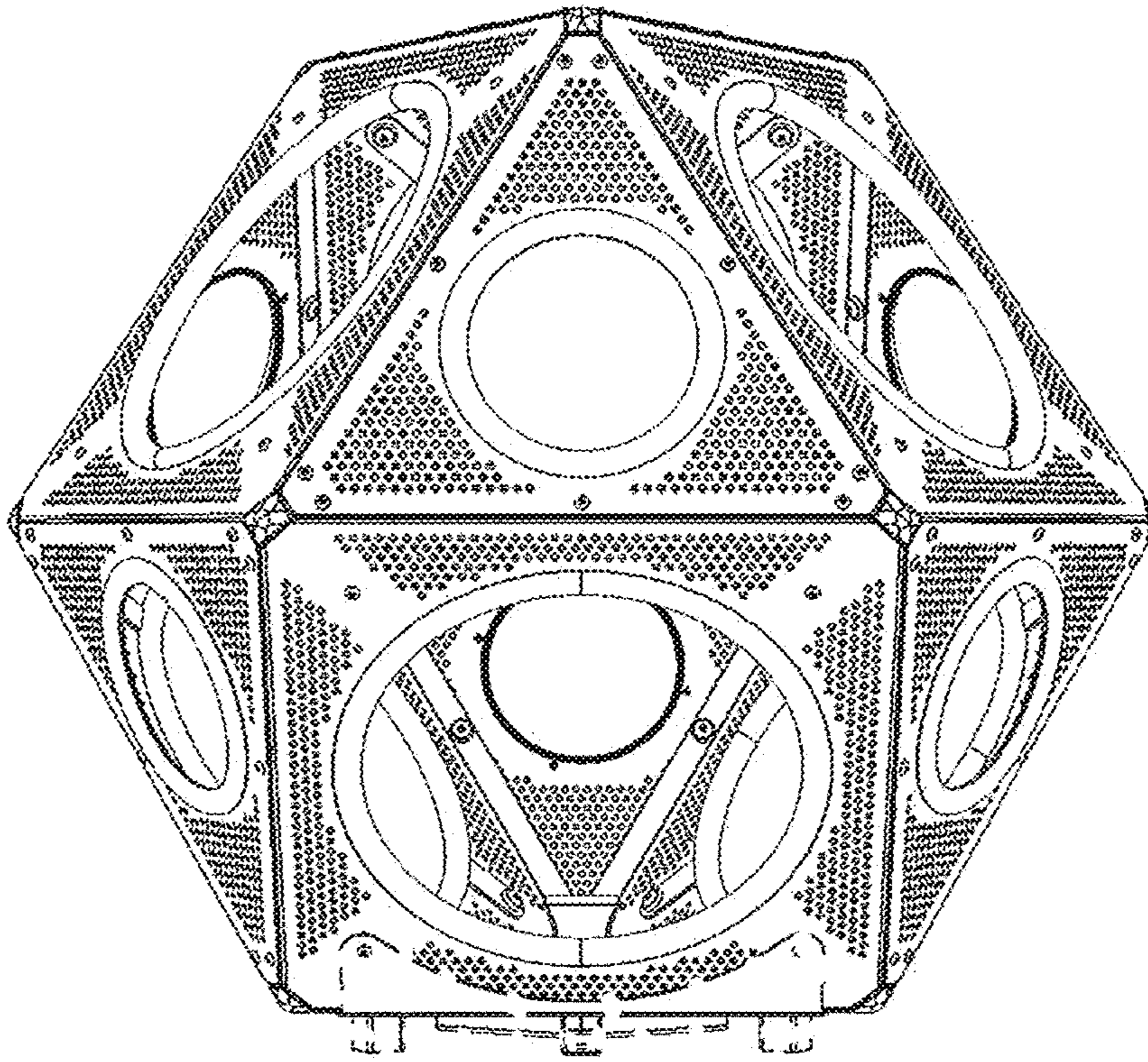


FIG. 6

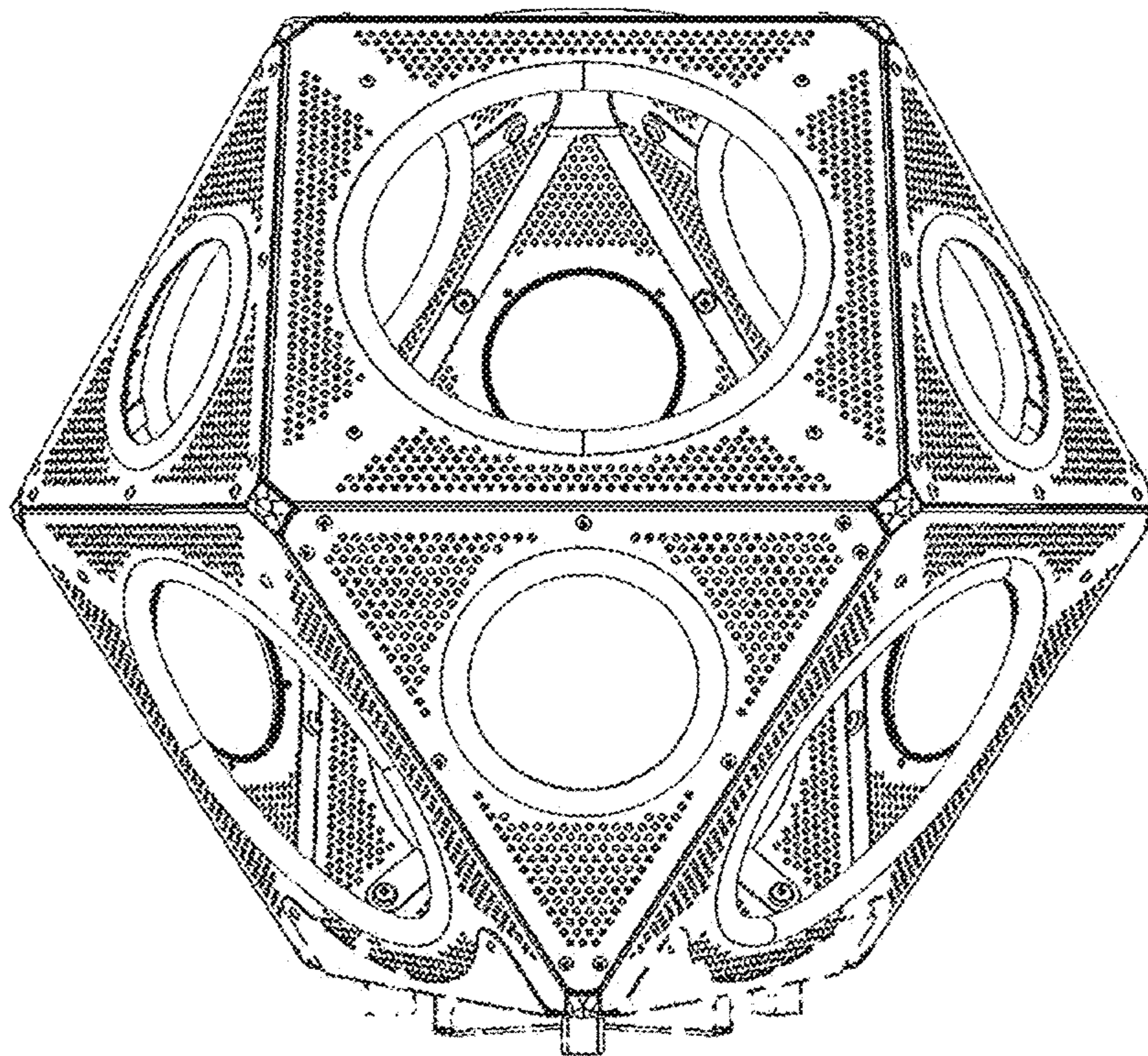


FIG. 7