



US00D835192S

(12) **United States Design Patent**
Quijano et al.

(10) **Patent No.:** **US D835,192 S**

(45) **Date of Patent:** **** Dec. 4, 2018**

- (54) **PEN**
- (71) Applicant: **Hewlett-Packard Development Company, L.P.**, Houston, TX (US)
- (72) Inventors: **David Quijano**, Ft. Collins, CO (US); **Jonathan D Bassett**, Ft. Collins, CO (US); **Cian Plumbe**, London (GB)
- (73) Assignee: **Hewlett-Packard Development Company, L.P.**, Houston, TX (US)
- (**) Term: **15 Years**
- (21) Appl. No.: **29/601,580**
- (22) Filed: **Apr. 24, 2017**
- (51) **LOC (11) Cl.** **19-06**
- (52) **U.S. Cl.**
USPC **D19/177; D19/934**
- (58) **Field of Classification Search**
USPC D14/411; D19/115–204
CPC . B43K 5/005; B43K 7/12; B43K 8/04; B43K 8/06; B43K 19/00; B43K 19/02; B43K 19/14; B43K 21/006; B43K 21/06
See application file for complete search history.

- D188,266 S * 6/1960 Bunn et al. D19/179
- D188,637 S * 8/1960 Green D19/199
- D191,998 S * 12/1961 Doman D19/179
- 3,030,925 A * 4/1962 Dyson B43K 5/005
401/209
- D198,348 S * 6/1964 Fehling et al. D19/179
- D200,509 S * 3/1965 Fehling et al. D19/179
- 3,291,102 A * 12/1966 Wolf B43K 5/04
401/162
- D217,646 S * 5/1970 Groft D19/179
- 3,864,046 A * 2/1975 Butka B43K 21/027
401/180
- D242,246 S * 11/1976 Butler D19/169

(Continued)

Primary Examiner — Elizabeth A. Albert

(74) *Attorney, Agent, or Firm* — Morgan Lewis & Bockius

(57) **CLAIM**

The ornamental design for a pen, as shown and described.

DESCRIPTION

FIG. 1 is a top, front, left-side perspective view of a pen in accordance with our new design;
 FIG. 2 is a bottom, rear, left-side perspective view of the pen shown in FIG. 1;
 FIG. 3 is a front elevational view of the pen shown in FIG. 1;
 FIG. 4 is a rear elevational view of the pen shown in FIG. 1;
 FIG. 5 is a left-side elevational view of the pen shown in FIG. 1;
 FIG. 6 is a right-side elevational view of the pen shown in FIG. 1;
 FIG. 7 is a top plan view of the pen shown in FIG. 1; and,
 FIG. 8 is a bottom plan view the pen shown in FIG. 1.
 The broken lines shown in the drawings represent portions of the pen that form no part of the claimed design.

1 Claim, 4 Drawing Sheets

(56) **References Cited**

U.S. PATENT DOCUMENTS

- D116,098 S * 8/1939 Parker et al. D19/179
- D130,998 S * 1/1942 Martin et al. D19/179
- D138,032 S * 6/1944 Severy D19/164
- D140,697 S * 3/1945 Lovejoy D19/179
- D141,297 S * 5/1945 Feig D19/179
- D146,806 S * 5/1947 Moholy-Nagy D19/179
- D148,917 S * 3/1948 Douglas 24/11 F
- D150,224 S * 7/1948 Green et al. D19/179
- D150,320 S * 7/1948 Starr D19/168
- 2,690,738 A * 10/1954 Andonov B43K 24/10
401/33
- D178,033 S * 6/1956 Young D19/179



(56)

References Cited

U.S. PATENT DOCUMENTS

D266,258 S *	9/1982	Lockwood	D19/179
D282,672 S *	2/1986	LeBlanc	D19/179
D300,042 S *	2/1989	Poisson	D19/199
D393,485 S *	4/1998	Bussiere	D19/179
D416,576 S *	11/1999	Briggl	D19/178
D587,751 S *	3/2009	Cetera	D19/179
D691,137 S *	10/2013	Yeon	D14/411

* cited by examiner

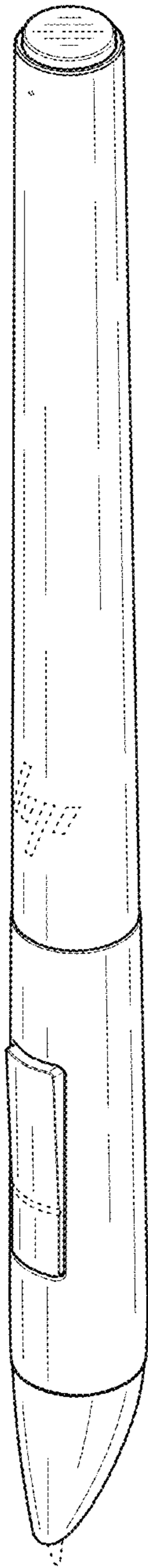


FIG. 1

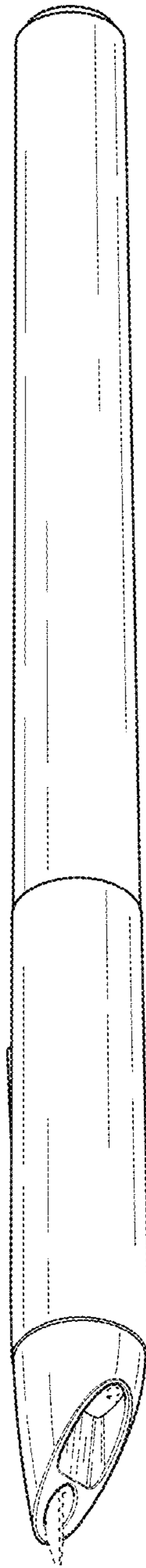


FIG. 2

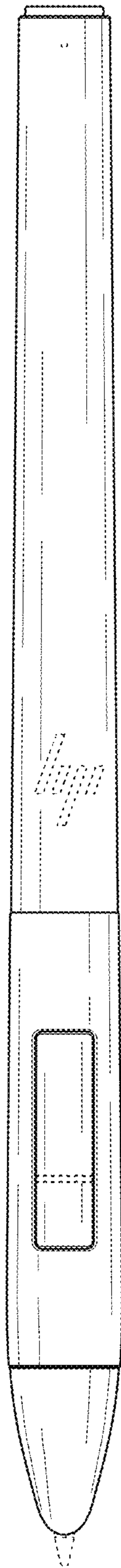


FIG. 3



FIG. 4

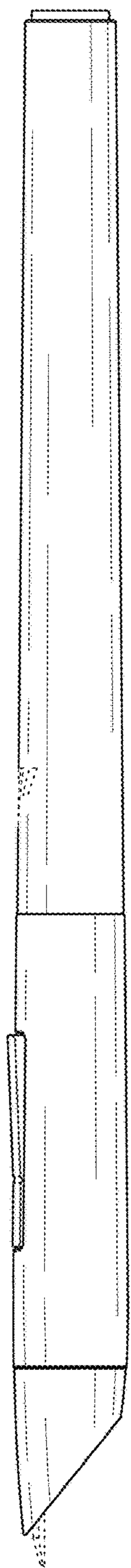


FIG. 5




FIG. 6

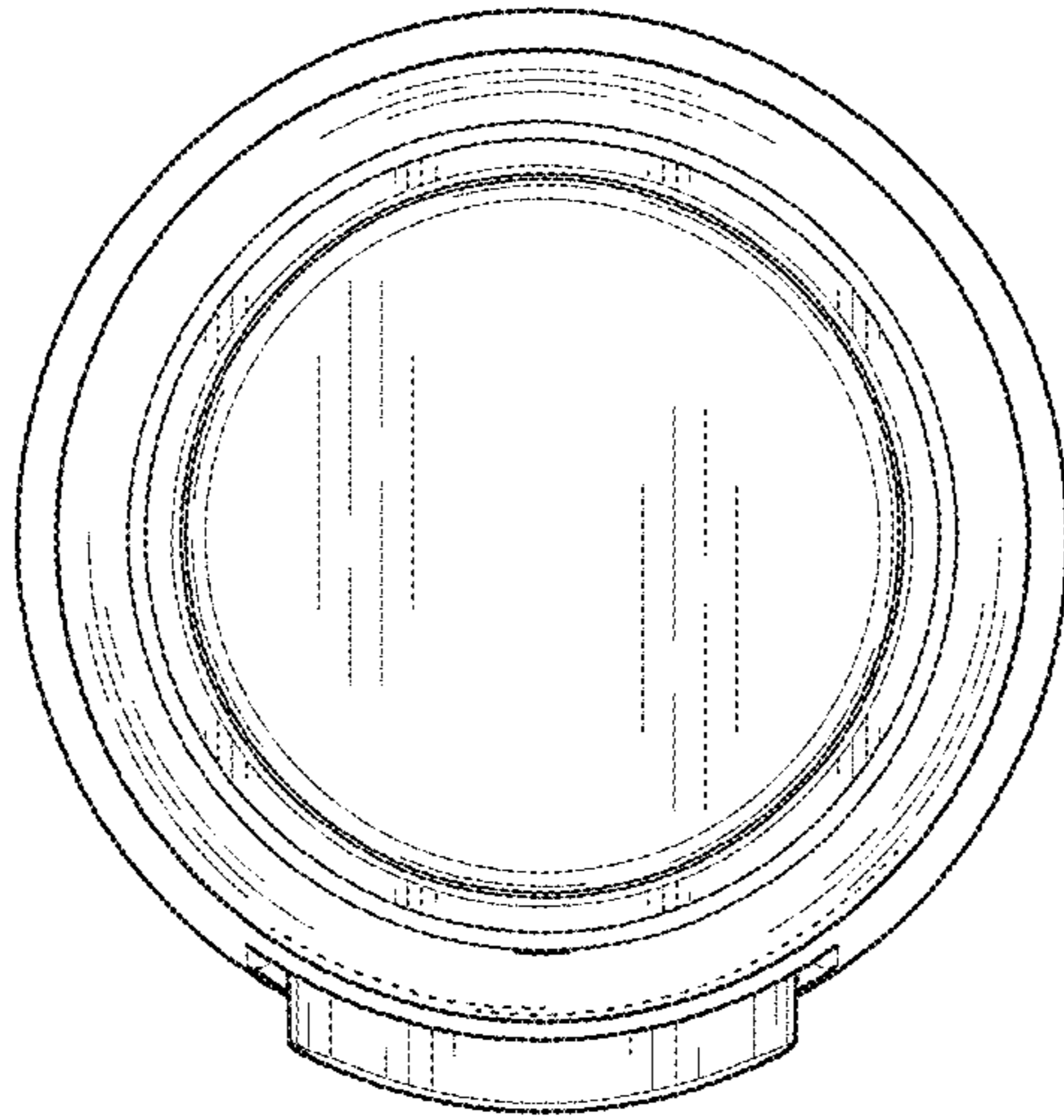


FIG. 7

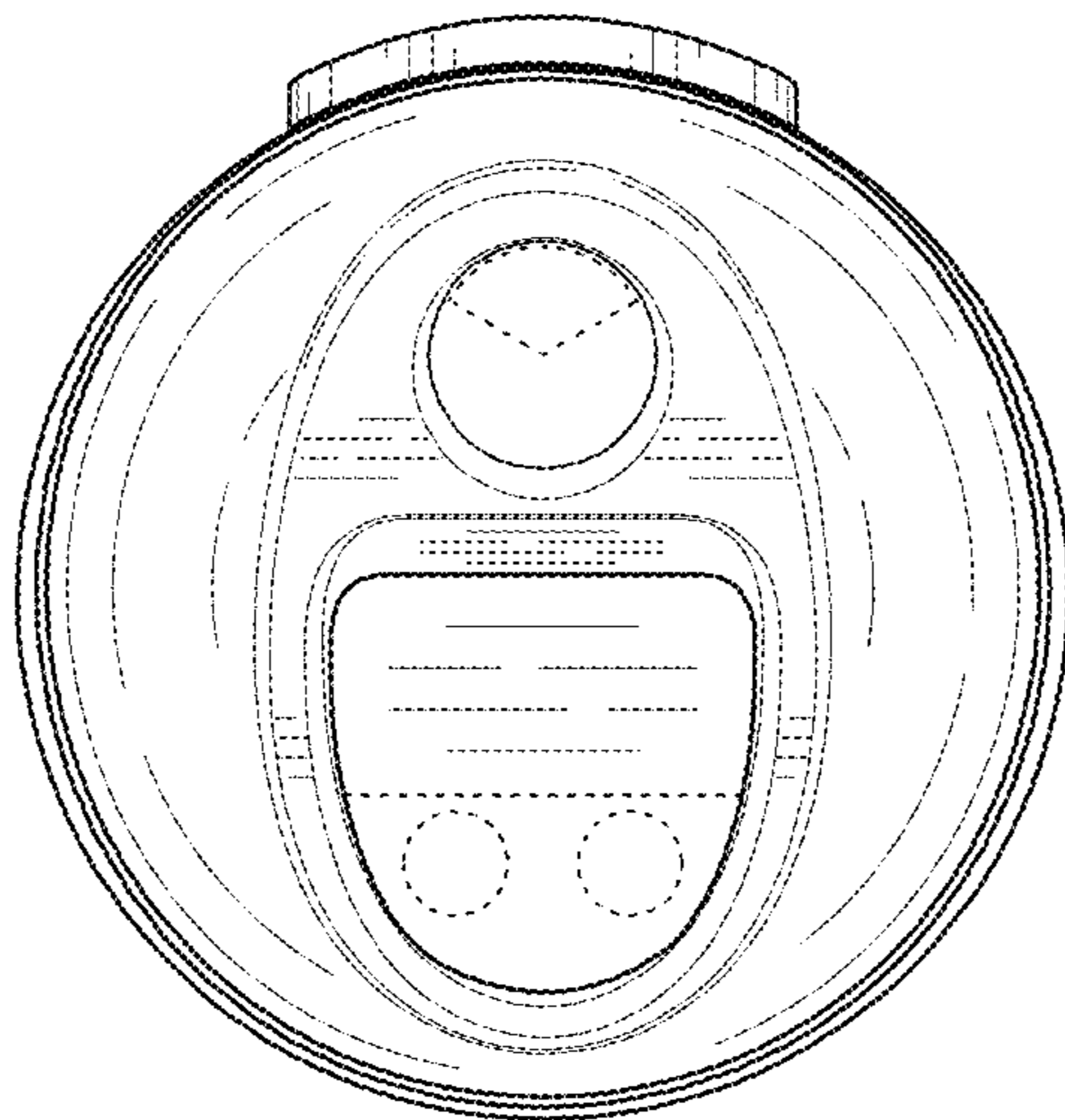


FIG. 8