



US00D835154S

(12) **United States Design Patent** (10) **Patent No.:** **US D835,154 S**
Hausman et al. (45) **Date of Patent:** **** Dec. 4, 2018**

(54) **DISPLAY PANEL OF AN ELECTRONIC GOLF DEVICE WITH A COMPUTER GENERATED ICON**

(71) Applicant: **TomTom International B.V.**,
Amsterdam (NL)

(72) Inventors: **Nicholas Hausman**, London (GB);
Martin Riddiford, London (GB)

(73) Assignee: **TOMTOM INTERNATIONAL B.V.**,
Amsterdam (NL)

(**) Term: **14 Years**

(21) Appl. No.: **29/502,122**

(22) Filed: **Sep. 11, 2014**

(51) **LOC (11) Cl.** **14-04**

(52) **U.S. Cl.**
USPC **D14/490; D14/492**

(58) **Field of Classification Search**
USPC D14/485-495
CPC G06F 3/048; G06F 3/0481; G06F 3/04817;
G06F 3/0482; G06F 3/0488; G06F
3/304883
See application file for complete search history.

(56) **References Cited**

U.S. PATENT DOCUMENTS

D674,400 S *	1/2013	Fong	D14/486
D696,285 S *	12/2013	Hally	D14/487
D712,920 S *	9/2014	Sloo	D14/487
D735,733 S *	8/2015	Hontz, Jr.	D14/485
D752,607 S *	3/2016	Zhang	D14/485
D752,624 S *	3/2016	Butcher	D14/486
D754,190 S *	4/2016	Mariet	D14/489
D755,823 S *	5/2016	Chen	D14/486

D760,272 S *	6/2016	Li	D14/487
D763,914 S *	8/2016	Butcher	D14/490
D765,684 S *	9/2016	Zheng	D14/486
D769,935 S *	10/2016	Hall	D14/489
D786,898 S *	5/2017	Hall	D14/486
D789,420 S *	6/2017	Hausman	D14/492
D797,801 S *	9/2017	Hausman	D14/492
D800,771 S *	10/2017	Hausman	D14/492
D809,527 S *	2/2018	Hall	D14/485
2012/0004956 A1 *	1/2012	Huston	G06Q 30/0207 705/14.1
2012/0007885 A1 *	1/2012	Huston	H04L 67/18 345/633

OTHER PUBLICATIONS

TomTom Golfer GPS Watch, by TomTom Offical, published Oct. 31, 2014, YouTube.com [online], [retrieved Nov. 11, 2016]. Available from internet <URL:https://www.youtube.com/watch?v=uWE0qkml2hk>.*

* cited by examiner

Primary Examiner — Cathron C Brooks
Assistant Examiner — Andrew T Nemeth


(57) **CLAIM**

The ornamental design for a display panel of an electronic golf device with a computer generated icon, as shown and described.

DESCRIPTION

FIG. 1 top view of a display panel of an electronic golf device with a computer generated icon; and, FIG. 2 is a perspective view of the image of FIG. 1, shown in the environment of an electronic golf device. The broken lines showing the electronic golf device in FIG. 2 form no part of the claimed design.

1 Claim, 2 Drawing Sheets



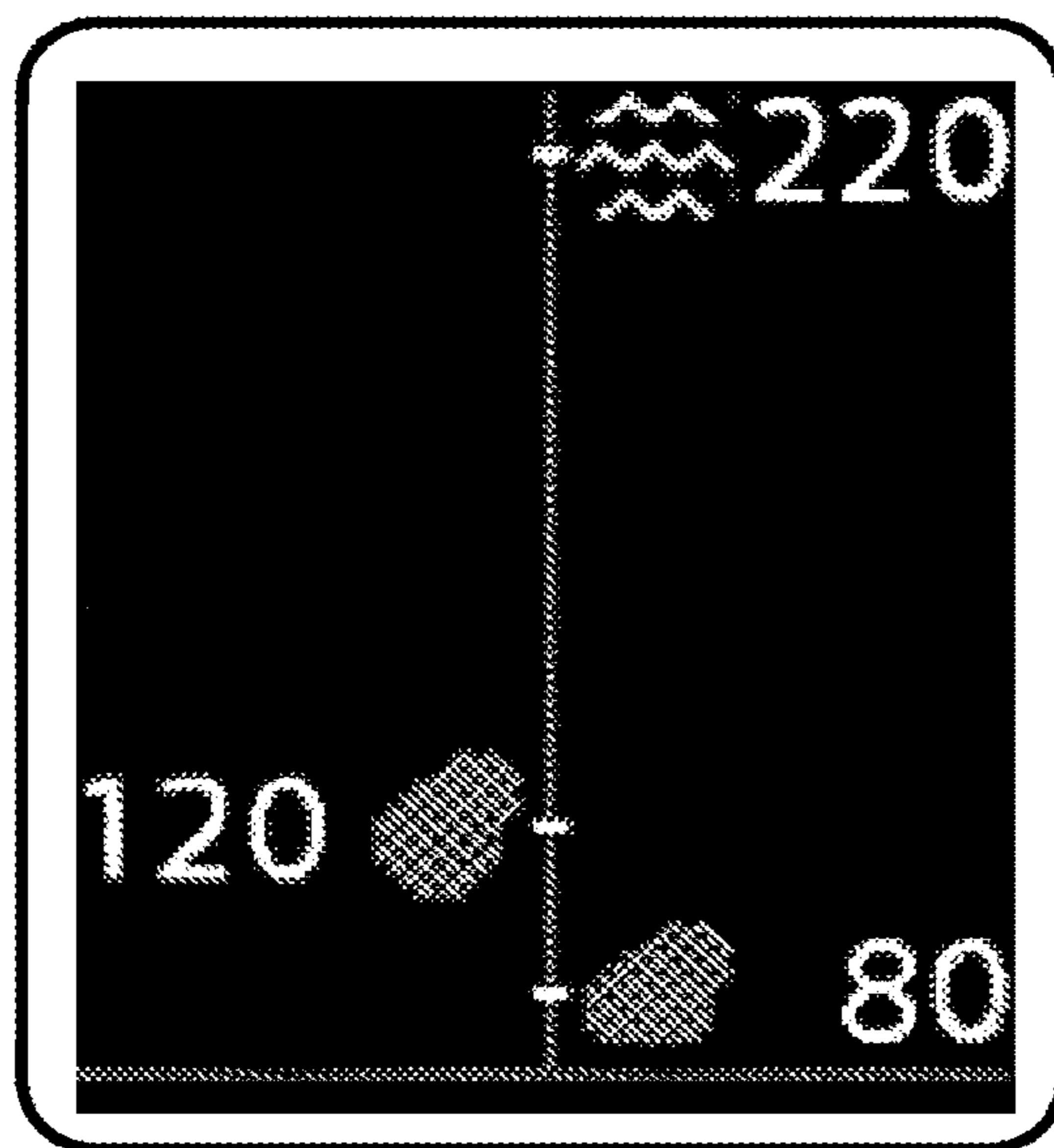


FIG. 1




FIG. 2