



US00D835150S

(12) **United States Design Patent** (10) **Patent No.:** **US D835,150 S**
Oshima (45) **Date of Patent:** **** Dec. 4, 2018**

(54) **DISPLAY SCREEN WITH GRAPHICAL USER INTERFACE**

(71) Applicant: **Yojiro Oshima**, Kyoto (JP)

(72) Inventor: **Yojiro Oshima**, Kyoto (JP)

(73) Assignee: **YAMAHA HATSUDOKI KABUSHIKI KAISHA** (JP)

(**) Term: **15 Years**

(21) Appl. No.: **29/585,927**

(22) Filed: **Nov. 30, 2016**

(51) **LOC (11) Cl.** **14-04**

(52) **U.S. Cl.**
USPC **D14/488**

(58) **Field of Classification Search**
USPC D14/485-488
CPC B60K 2350/1004; B60K 37/00; G06F 3/04847; G06F 3/0485; G06F 3/048; G06F 3/0488; H04N 1/00477

See application file for complete search history.

(56) **References Cited**

U.S. PATENT DOCUMENTS

D566,722 S *	4/2008	Jackson	D14/489
D686,240 S *	7/2013	Lin	D14/488
D686,244 S *	7/2013	Moriya	D14/489
D716,325 S *	10/2014	Brudnicki	D14/486
D722,072 S *	2/2015	Sloo	D14/486
D723,574 S *	3/2015	Yamazaki	D14/485
D727,938 S *	4/2015	Lee	D14/486
D728,596 S *	5/2015	Lee	D14/486
D728,597 S *	5/2015	Lee	D14/486
D728,598 S *	5/2015	Lee	D14/486
D728,600 S *	5/2015	Lee	D14/486
D729,828 S *	5/2015	Lee	D14/486
D731,525 S *	6/2015	Myers	D14/488

D749,606 S *	2/2016	Wang	D14/486
D750,642 S *	3/2016	Lee	D14/485
D755,831 S *	5/2016	Tsuruta	D14/487
D763,860 S *	8/2016	Sunshine	D14/485
D777,173 S *	1/2017	Yang	G06Q 50/24 D14/485
D778,292 S *	2/2017	Mochizuki	D14/485
D778,303 S *	2/2017	Deusing	D14/486
D781,316 S *	3/2017	Kim	D14/486
D781,885 S *	3/2017	Bhat	D14/486
D786,275 S *	5/2017	Yuk	D14/485
D789,953 S *	6/2017	Thompson	D14/485
9,764,807 B2 *	9/2017	Frisbie	B63B 49/00
D798,889 S *	10/2017	Mochel	D14/486

* cited by examiner

Primary Examiner — Darlington Ly

Assistant Examiner — Katherine A Holbrow

(74) *Attorney, Agent, or Firm* — Ostrolenk Faber LLP

(57) **CLAIM**

The ornamental design for a display screen with graphical user interface, as shown and described.

DESCRIPTION

FIG. 1 is a front view of a display screen with graphical user interface;

FIG. 2 shows the design of FIG. 1, shown in the context of a new environment;

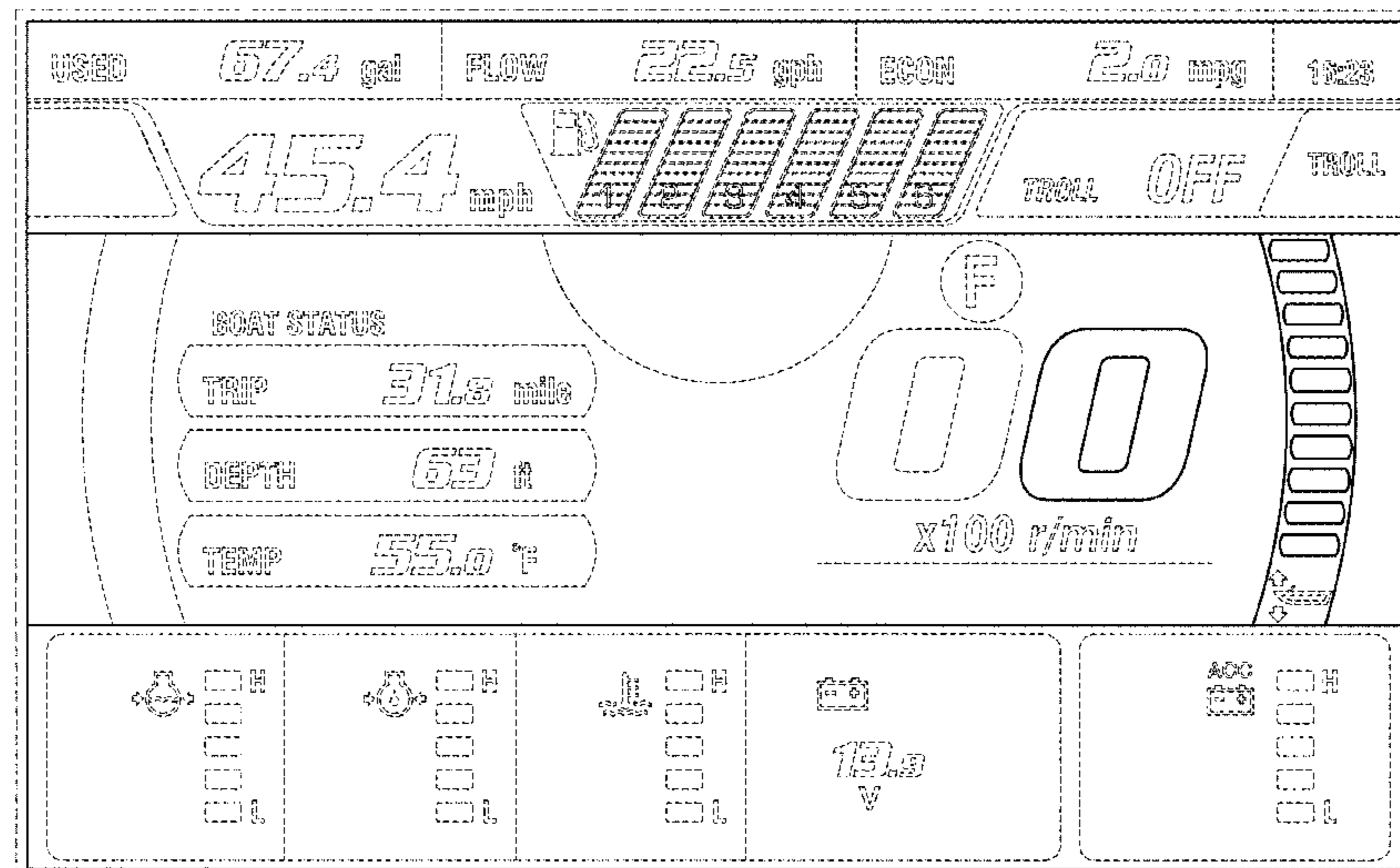
FIG. 3 is a second embodiment thereof; and,

FIG. 4 is a third embodiment thereof.

The broken line showings in each of the drawing Figures of the display screen with graphical user interface illustrate environmental structure and form no part of the claimed design.

The broken line immediately adjacent to the outer edge perimeter of the graphical user interface shows a display screen and forms no part of the claimed design.

1 Claim, 4 Drawing Sheets



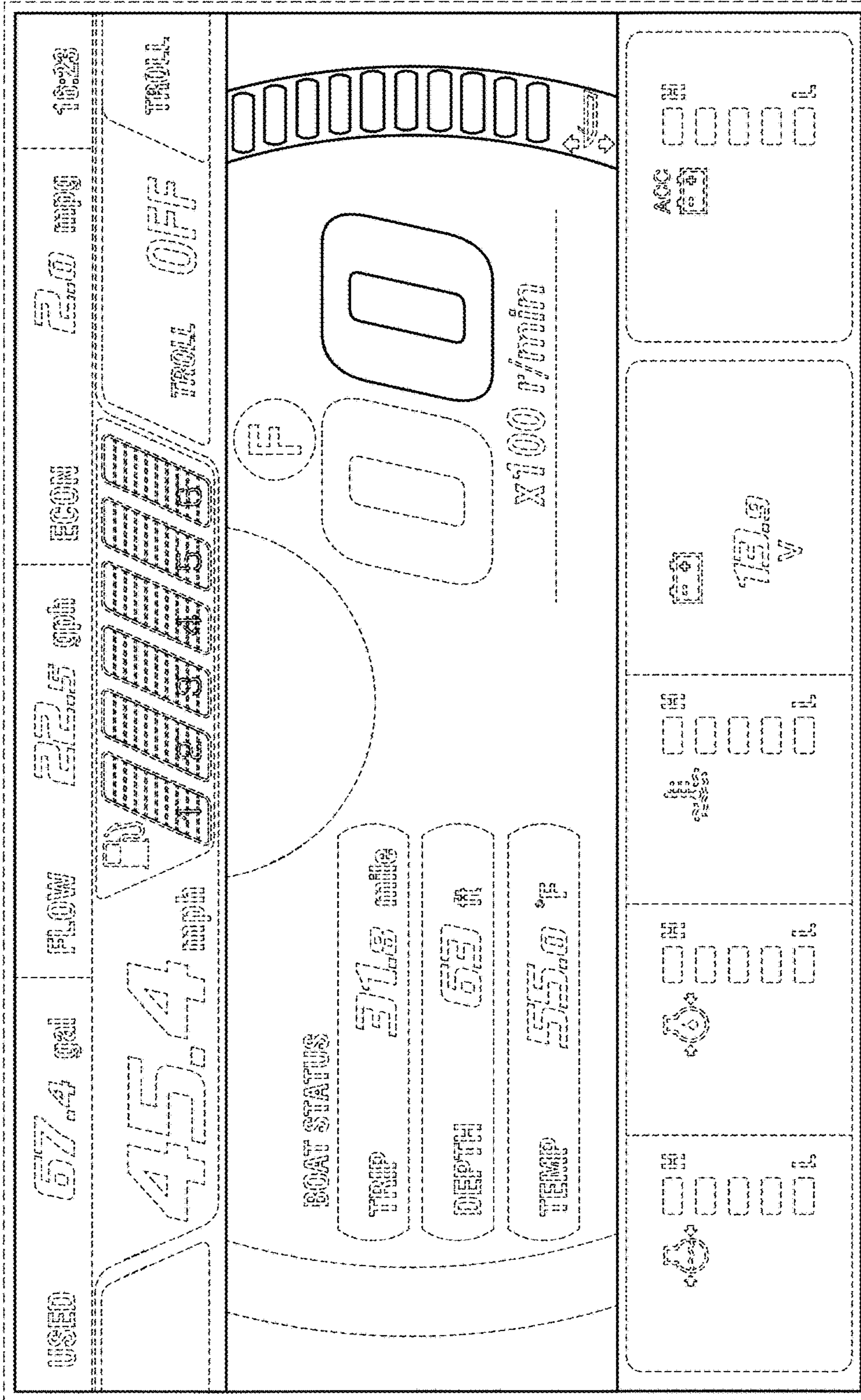


FIG. 1

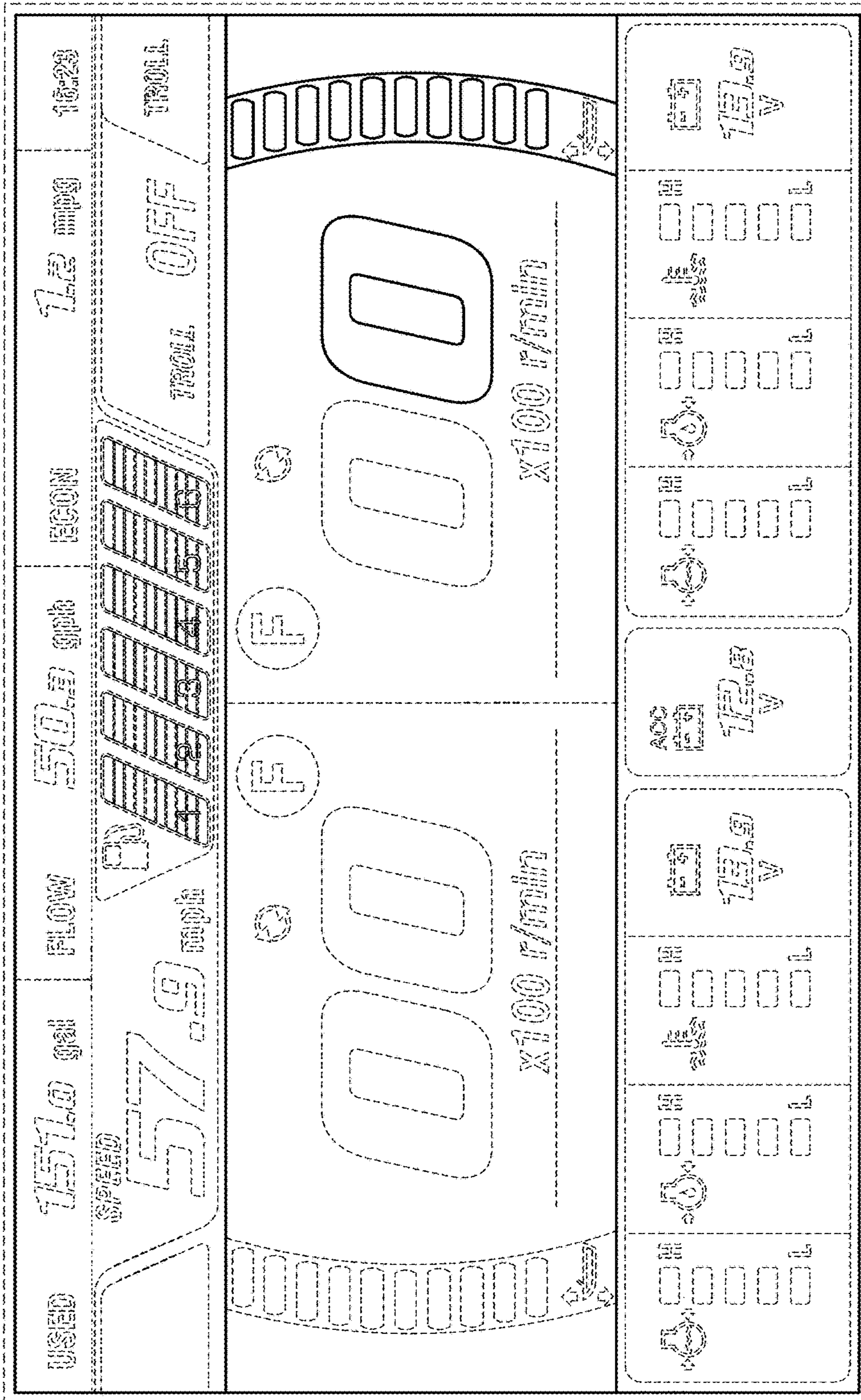


FIG. 2

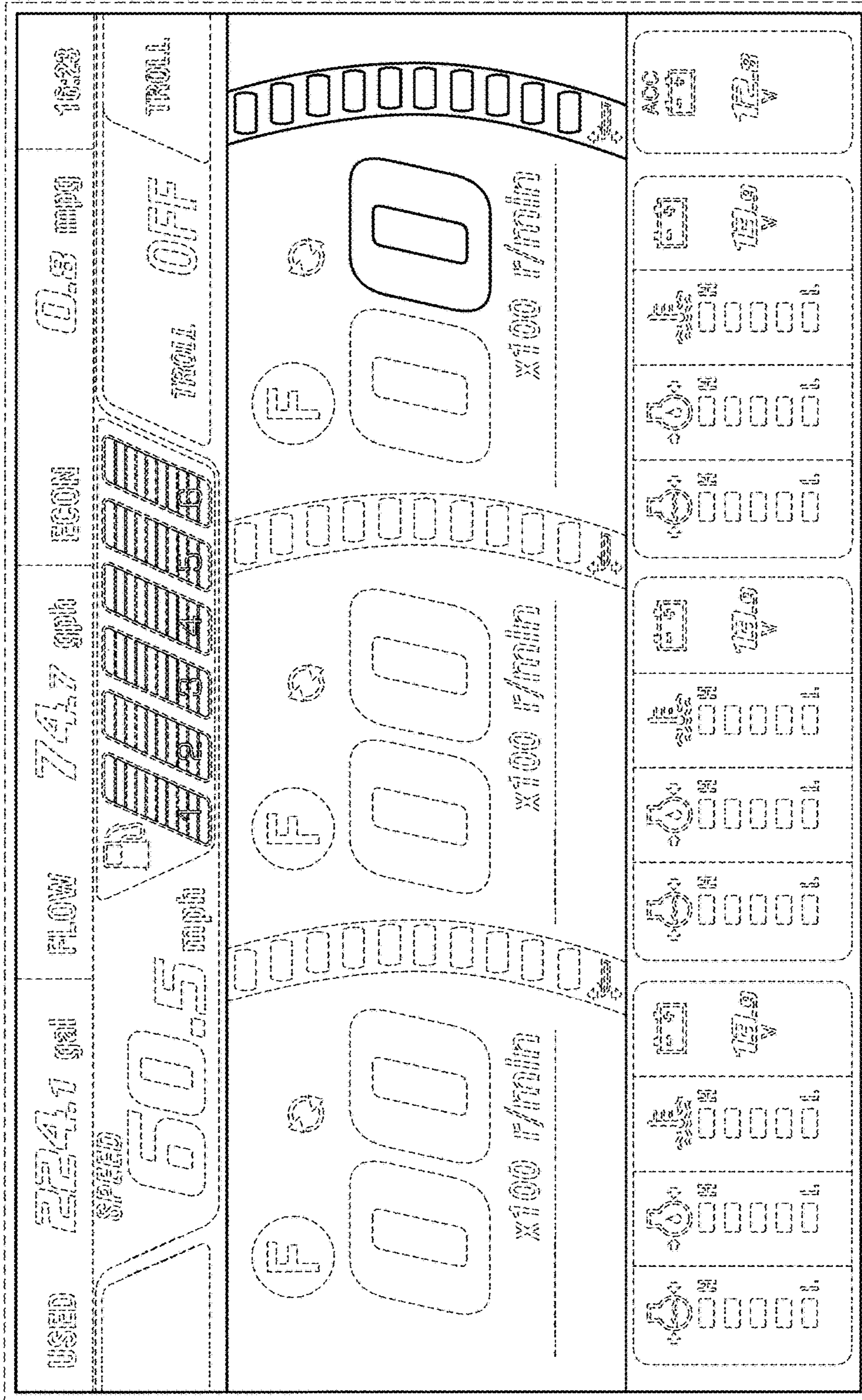


FIG. 3

