



US00D835128S

(12) **United States Design Patent** (10) **Patent No.:** **US D835,128 S**
Yamazaki et al. (45) **Date of Patent:** **** Dec. 4, 2018**

(54) **DISPLAY SCREEN WITH GRAPHICAL USER INTERFACE**

(71) Applicant: **Mitsubishi Electric Corporation,**
Tokyo (JP)

(72) Inventors: **Satoshi Yamazaki,** Tokyo (JP); **Ayako Nagata,** Tokyo (JP)

(73) Assignee: **Mitsubishi Electric Corporation,**
Tokyo (JP)

(**) Term: **15 Years**

(21) Appl. No.: **29/621,642**

(22) Filed: **Oct. 10, 2017**

(30) **Foreign Application Priority Data**

Apr. 19, 2017 (JP) 2017-008412

(51) **LOC (11) Cl.** **14-04**

(52) **U.S. Cl.**
USPC **D14/485**

(58) **Field of Classification Search**
USPC D14/485-495
CPC G06F 17/211; G06F 17/212; G06F 3/1251;
G06F 3/0481; G06F 2203/04807
See application file for complete search history.

(56) **References Cited**

U.S. PATENT DOCUMENTS

D650,389 S *	12/2011	Mishima	D14/436
D698,819 S *	2/2014	Gardner	D14/488
D705,793 S *	5/2014	Lee	D14/486
D726,210 S *	4/2015	Angelides	D14/486
D731,502 S *	6/2015	Ikeda	D14/485
D754,190 S *	4/2016	Mariet	D14/489
D767,628 S *	9/2016	Kim	D14/488
D769,260 S *	10/2016	Kim	D14/485
D769,935 S *	10/2016	Hall	D14/489

D778,926 S *	2/2017	Yamazaki	D14/485
D792,435 S *	7/2017	Yamazaki	D14/486
D792,891 S *	7/2017	Yamazaki	D14/485
D792,896 S *	7/2017	Yamazaki	D14/486
D798,893 S *	10/2017	Anzures	D14/486
D799,533 S *	10/2017	Yamazaki	D14/486
D801,374 S *	10/2017	Yamazaki	D14/486

(Continued)

Primary Examiner — Darlington Ly

Assistant Examiner — Daniel J Domino

(74) *Attorney, Agent, or Firm* — Studebaker & Brackett
PC

(57) **CLAIM**

The ornamental design for a display screen with graphical user interface, as shown and described.

DESCRIPTION

The patent or application file contains at least one drawing executed in color. Copies of this patent or patent application publication with color drawing(s) will be provided by the Office upon request and payment of the necessary fee.

FIG. 1 is a front view of a display screen with graphical user interface of a first embodiment showing our new design;

FIG. 2 is a front view of a display screen with graphical user interface of a second embodiment thereof;

FIG. 3 is a front view of a display screen with graphical user interface of a third embodiment thereof;


FIG. 4 is a front view of a display screen with graphical user interface of a fourth embodiment thereof;

FIG. 5 is a front view of a display screen with graphical user interface of a fifth embodiment thereof; and,

FIG. 6 is a front view of a display screen with graphical user interface of a sixth embodiment thereof.

The broken lines showing a display screen and elements of the graphical user interface illustrate portion of the article, and form no part of the claimed design.

1 Claim, 6 Drawing Sheets
(5 of 6 Drawing Sheet(s) Filed in Color)



(56)

References Cited

U.S. PATENT DOCUMENTS

D801,375 S *	10/2017	Yamazaki	D14/486
D803,229 S *	11/2017	Reyes	D14/485
D807,382 S *	1/2018	Yamazaki	D14/486
D809,525 S *	2/2018	Arabian	D14/485
D809,553 S *	2/2018	Chan	D14/486
D813,879 S *	3/2018	Yamazaki	D14/485
D820,859 S *	6/2018	Yamazaki	D14/485
2004/0056898 A1 *	3/2004	Jetha	G06F 3/0481 715/781

* cited by examiner

Fig. 1

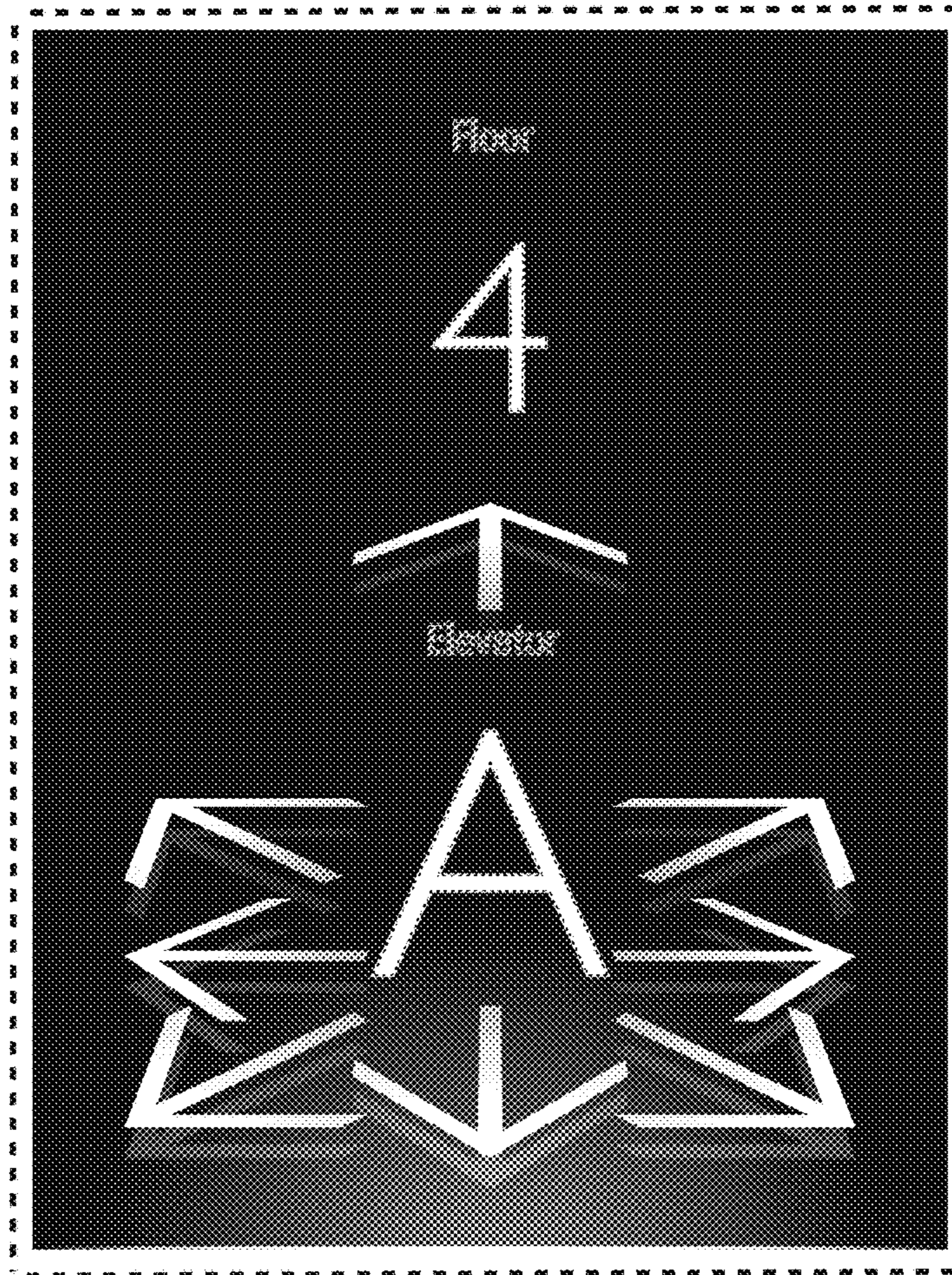


Fig. 2

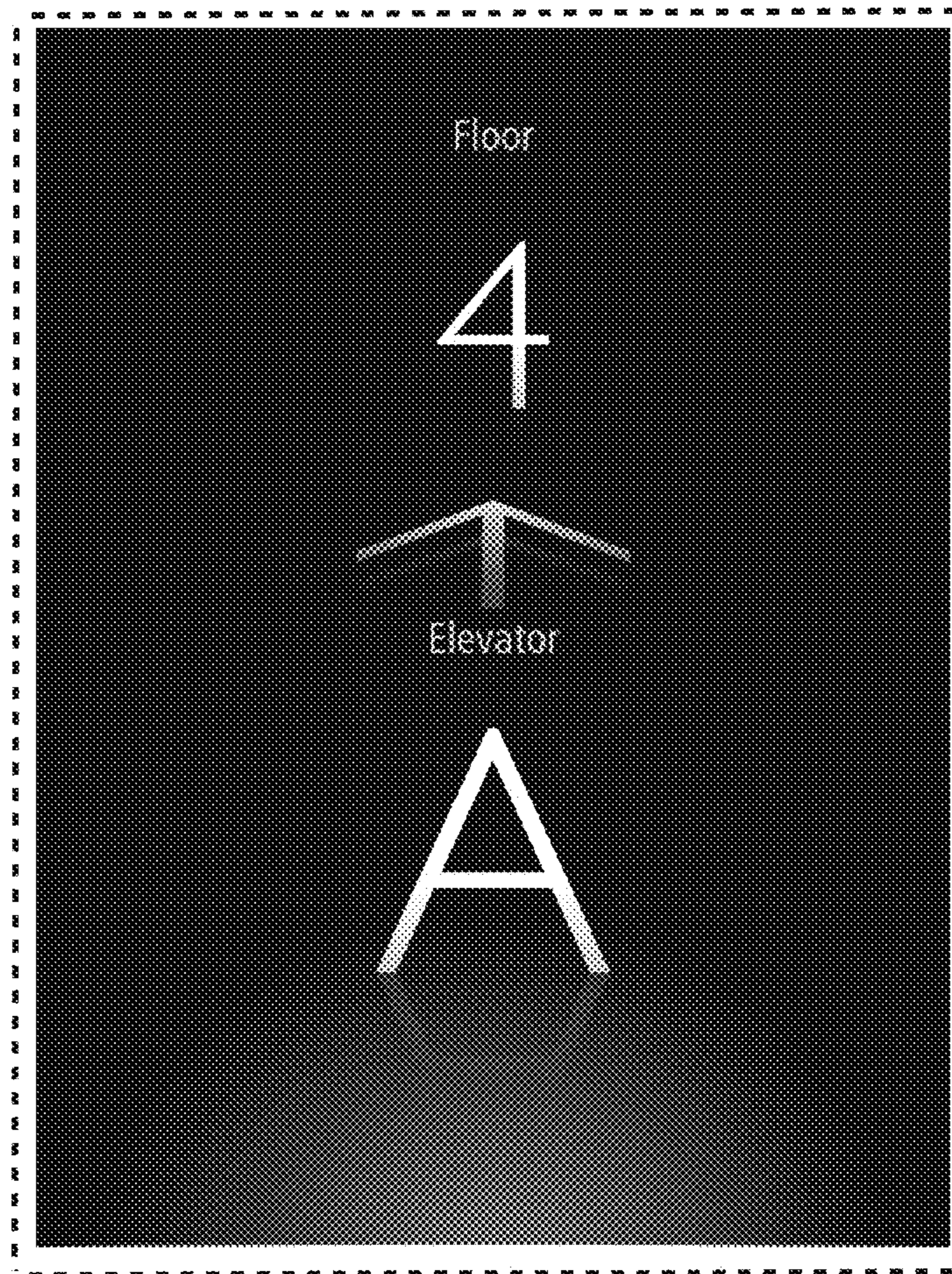


Fig. 3

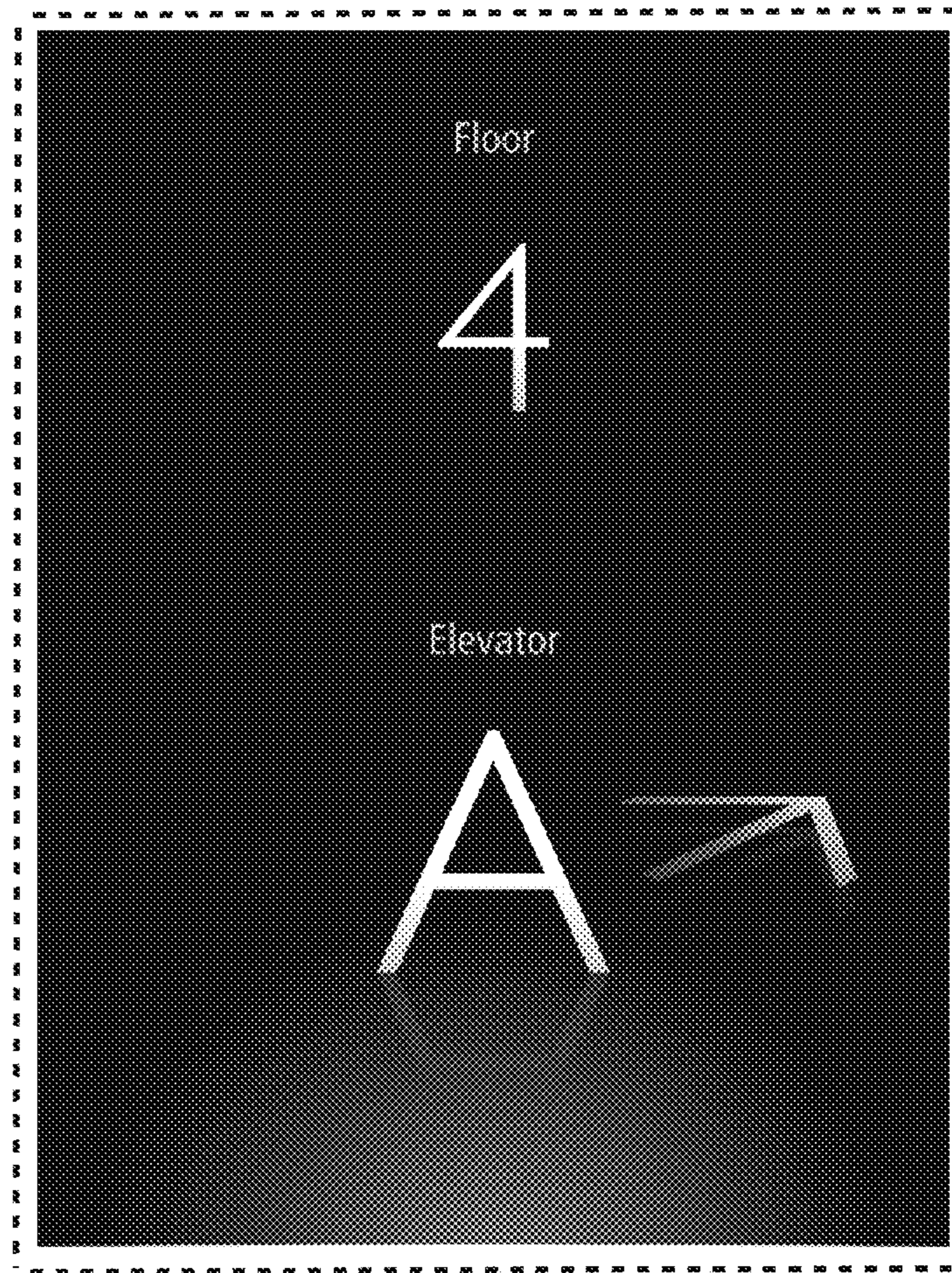


Fig. 4

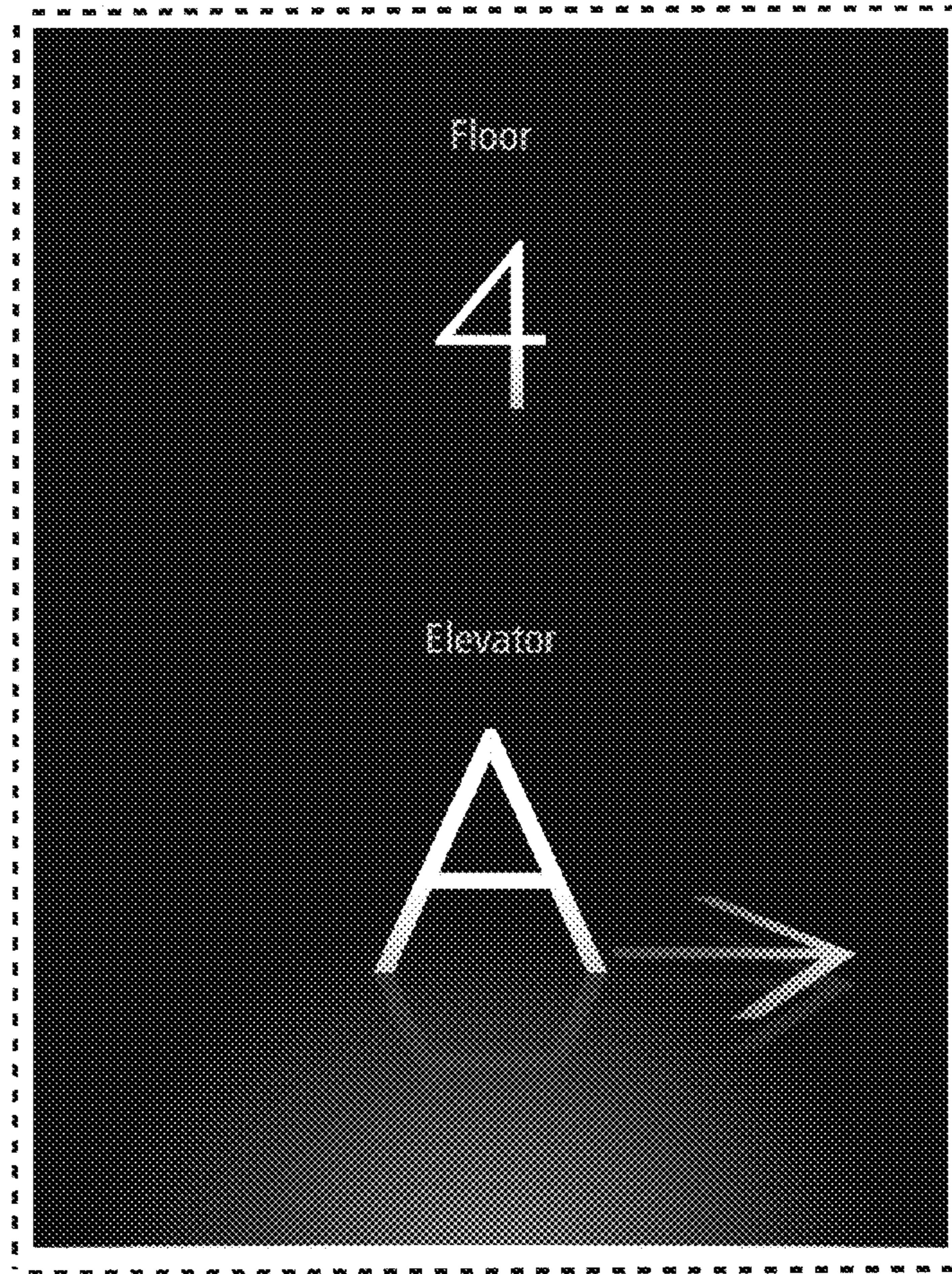


Fig. 5

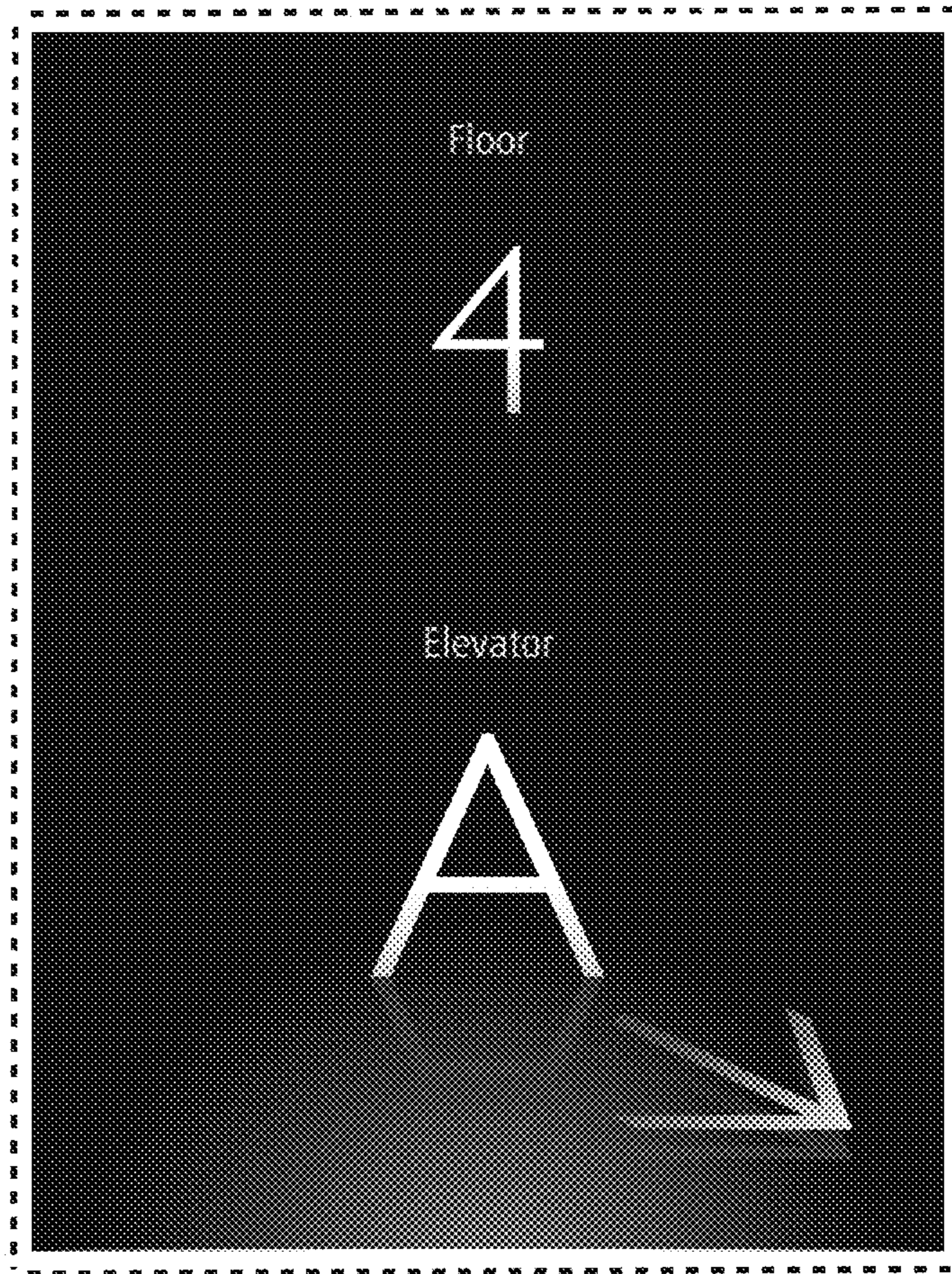


Fig. 6

