



US00D835098S

(12) **United States Design Patent**  
**Fu et al.**

(10) **Patent No.:** **US D835,098 S**

(45) **Date of Patent:** **\*\* Dec. 4, 2018**

(54) **SERVER**

5/0208; H05K 7/00; H05H 7/20; G11B  
33/126; G11B 33/128; G11B 33/08;  
G11B 33/02

(71) Applicant: **Lenovo Enterprise Solutions**  
**(Singapore) Pte. Ltd.**, Singapore (SG)

See application file for complete search history.

(72) Inventors: **Zhen De Fu**, Shanghai (CN); **Gerard Francis Muenkel**, Youngsville, NC (US); **Roland Kamakau Alo, Jr.**, Raleigh, NC (US)

(56) **References Cited**

U.S. PATENT DOCUMENTS

6,549,398 B2 *	4/2003	Chen	.....	G06F 1/184 312/223.1
6,816,370 B2 *	11/2004	Searby	.....	H05K 5/0208 361/679.33
D573,988 S *	7/2008	Nishiyama	.....	D14/364
D653,667 S *	2/2012	Wallace	.....	D14/444
D693,336 S *	11/2013	Youens	.....	D14/300
D773,451 S *	12/2016	Aoyagi	.....	D14/313
D784,318 S *	4/2017	Wallace	.....	D14/301

(73) Assignee: **Lenovo Enterprise Solutions**  
**(Singapore) Pte. Ltd.**, Singapore (SG)

(\*\*) Term: **15 Years**

\* cited by examiner

(21) Appl. No.: **29/613,095**

(22) Filed: **Aug. 7, 2017**

*Primary Examiner* — Freda S Nunn

(51) **LOC (11) Cl.** ..... **14-02**

(74) *Attorney, Agent, or Firm* — Brian J. Pangrle

(52) **U.S. Cl.**

USPC ..... **D14/349**; D14/444

(58) **Field of Classification Search**

USPC ..... D14/240, 300, 301, 308, 313, 314,  
D14/348-356, 364-368, 441-446, 188;  
D13/123, 158, 162, 184, 199;  
312/223.1-223.3, 351.11;  
360/99.01-99.12; 369/34.01-36.01;  
361/679.31-679.33, 679.37, 679.39,  
361/679.46, 679.53, 679.4, 679.41, 727  
CPC . G06F 1/20; G06F 1/181; G06F 1/187; G06F  
1/183; G06F 1/184; G06F 1/16; H05K  
7/16; H05K 7/1424; H05K 7/1409; H05K  
7/20; H05K 7/20545; H05K 7/20727;  
H05K 7/1425; H05K 7/1488; H05K  
7/183; H05K 7/14; H05K 5/00; H05K

(57) **CLAIM**

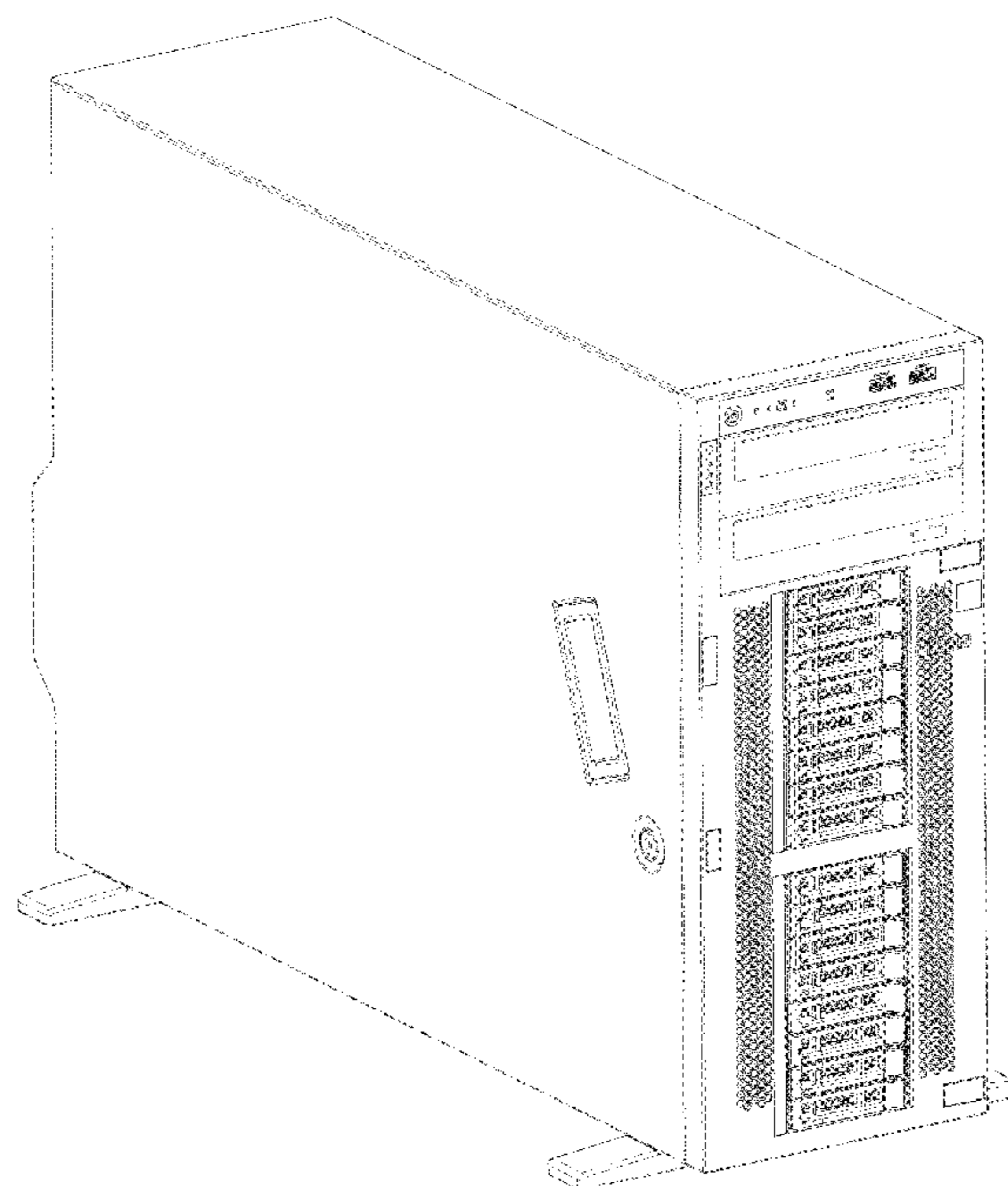
The ornamental design for a server, as shown and described.

**DESCRIPTION**

FIG. 1 is a front view of a server showing our design;  
FIG. 2 is a perspective view thereof;  
FIG. 3 is a top view thereof; and,  
FIG. 4 is a side view thereof.

The broken lines shown in the drawings illustrate unclaimed portions of the server and form no part of the claimed design, it being understood the undisclosed views do not form part of the claimed design.

**1 Claim, 4 Drawing Sheets**



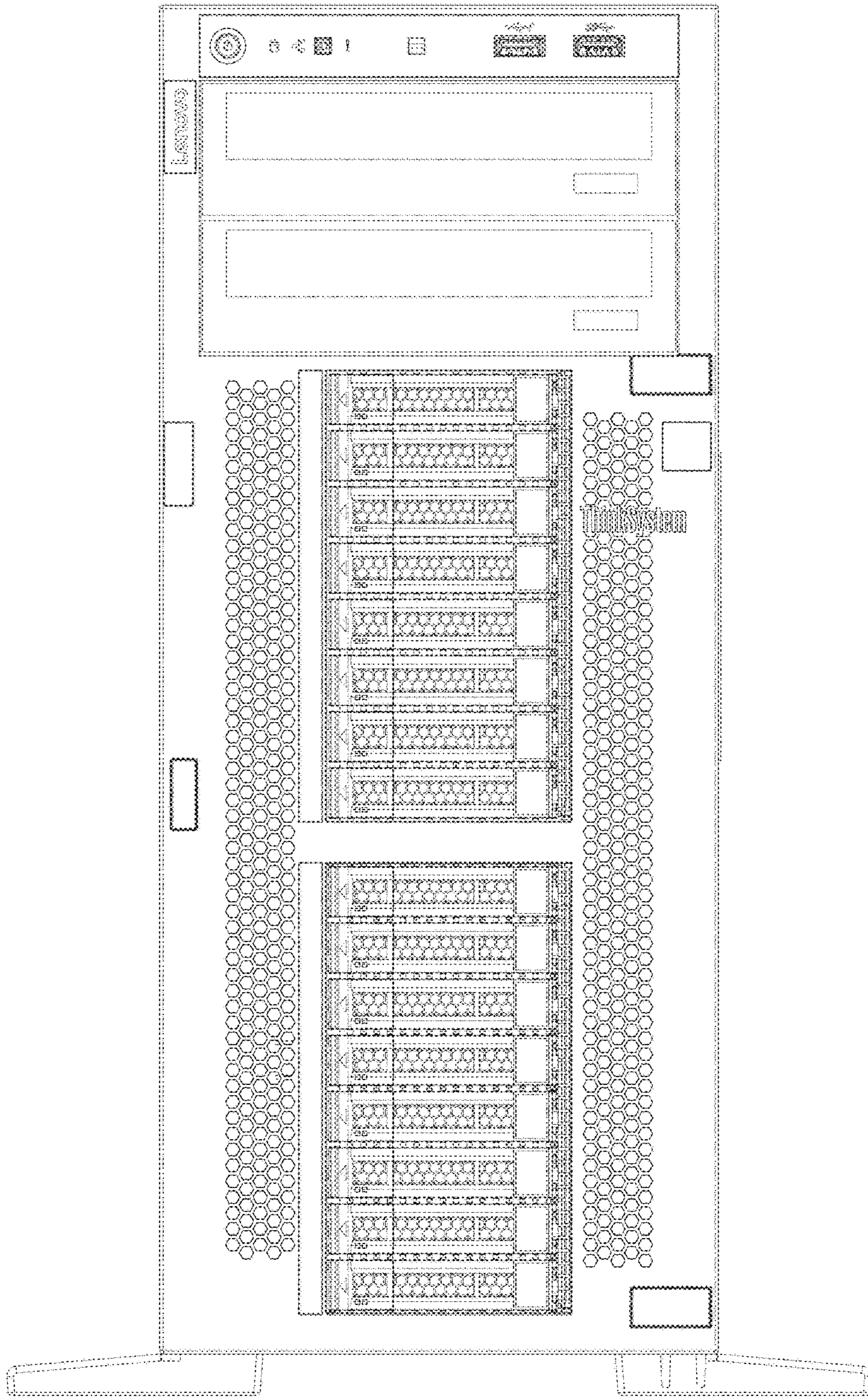


FIG. 1

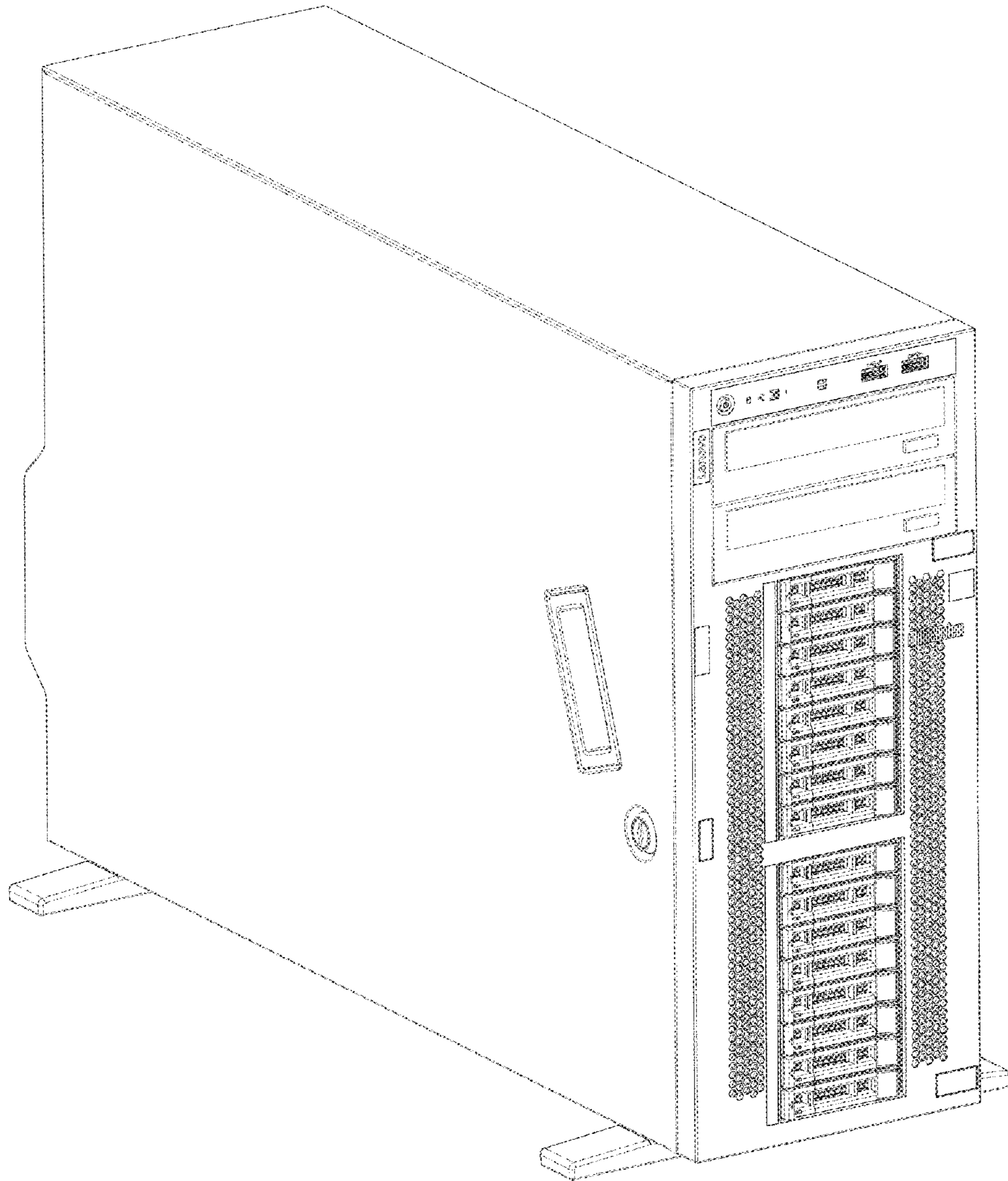


FIG. 2




FIG. 3




FIG. 4