



US00D835073S

(12) **United States Design Patent** (10) **Patent No.:** **US D835,073 S**
Kim et al. (45) **Date of Patent:** **** Dec. 4, 2018**

(54) **STAND FOR TV RECEIVER**

(56) **References Cited**

(71) Applicant: **LG ELECTRONICS INC.**, Seoul (KR)

U.S. PATENT DOCUMENTS

(72) Inventors: **Hyoungwon Kim**, Seoul (KR); **Jeongrok Lee**, Seoul (KR); **Chulhee Lim**, Seoul (KR); **Byungmu Huh**, Seoul (KR)

D700,170 S *	2/2014	Choi	D14/239
D705,200 S *	5/2014	Choi	D14/239
D743,953 S *	11/2015	Ann	D14/239
D745,864 S *	12/2015	Jung	D14/239
D760,706 S *	7/2016	Son	D14/239
D784,305 S *	4/2017	Lee	D14/239
D790,516 S *	6/2017	Lee	D14/239
D795,231 S *	8/2017	Bang	D14/239
D816,673 S *	5/2018	Lim	D14/374

(73) Assignee: **LG ELECTRONICS INC.**, Seoul (KR)

* cited by examiner

(**) Term: **15 Years**

Primary Examiner — Michael A. Pratt

(21) Appl. No.: **35/503,190**

(74) *Attorney, Agent, or Firm* — Birch, Stewart, Kolash & Birch, LLP

(22) Filed: **Dec. 12, 2016**

(57) **CLAIM**

(80) **Hague Agreement Data**

The ornamental design for a stand for TV receiver, as shown and described.

Int. Filing Date: **Dec. 12, 2016**

Int. Reg. No.: **DM/093946**

Int. Reg. Date: **Dec. 12, 2016**

Int. Reg. Pub. Date: **Jun. 16, 2017**

DESCRIPTION

(30) **Foreign Application Priority Data**

Jun. 14, 2016 (KR) 30-2016-0028720

(51) **LOC (11) Cl.** **14-03**

(52) **U.S. Cl.**
USPC **D14/217**

(58) **Field of Classification Search**
USPC D14/125-134, 239, 371, 136, 374-377,
D14/440, 450, 448, 336, 342, 159
See application file for complete search history.

1. Stand for TV receiver

1.1 : Perspective

1.2 : Front

1.3 : Back

1.4 : Left

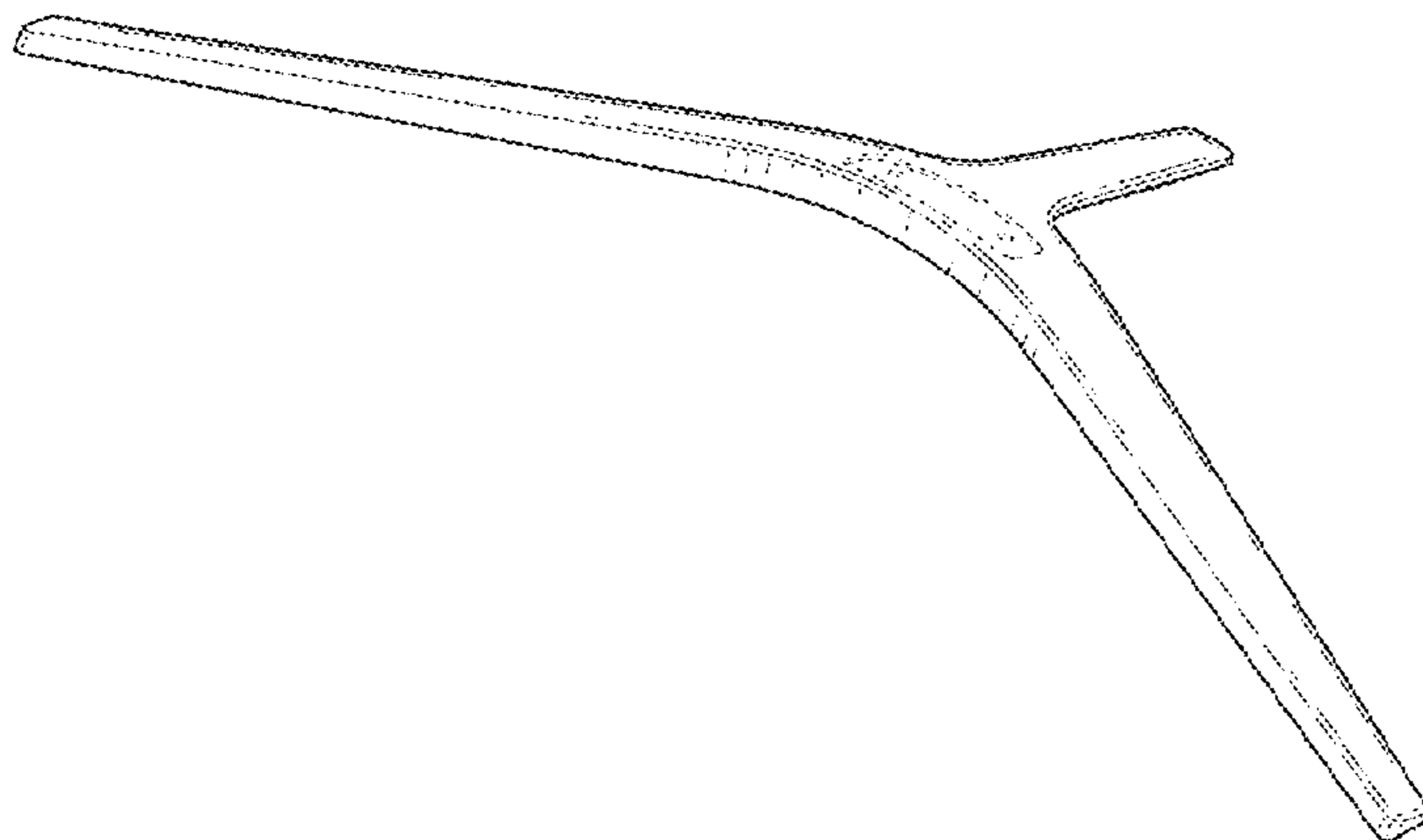
1.5 : Right

1.6 : Top

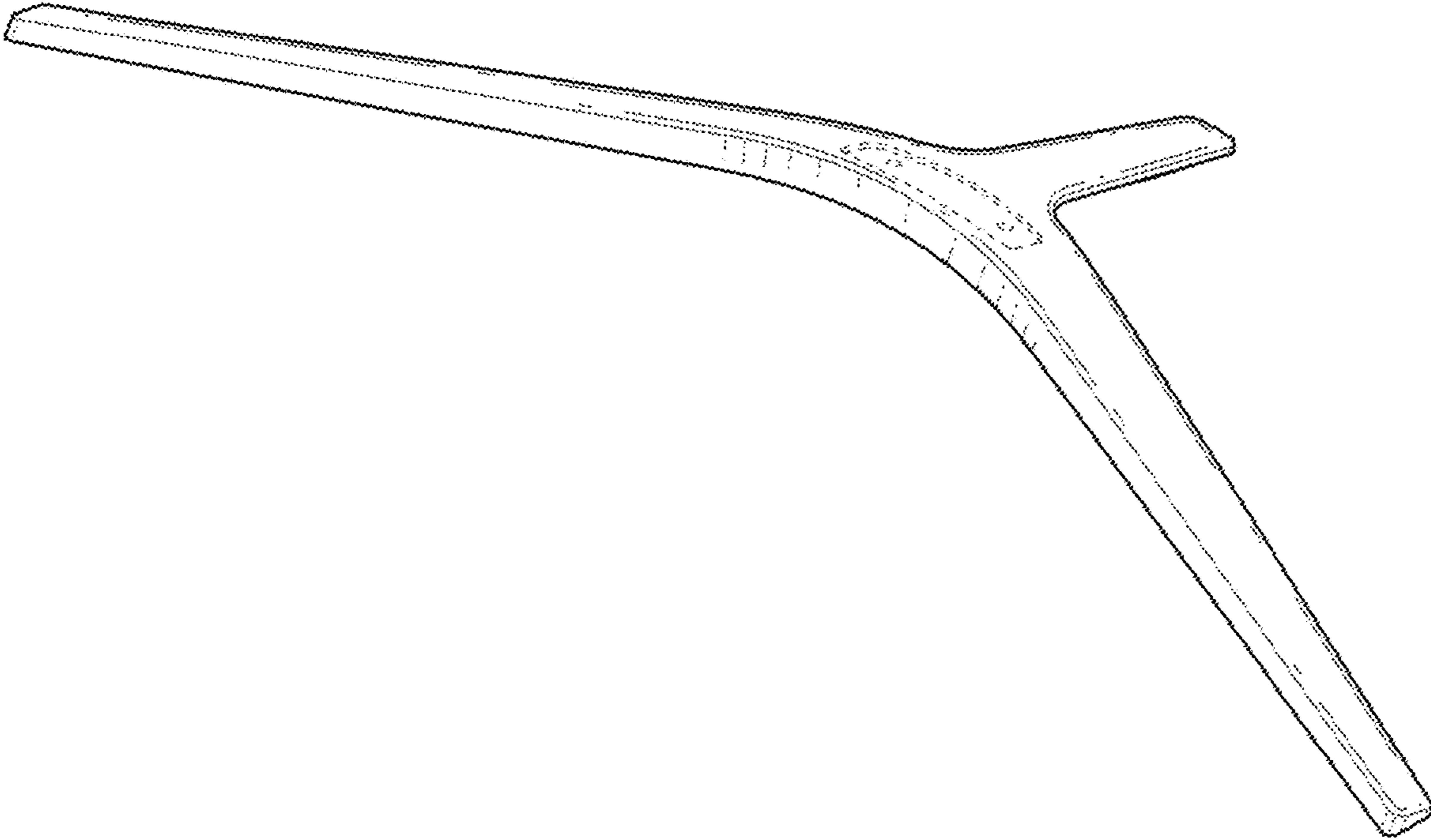
1.7 : Bottom

The broken lines shown in figures 1.1 and 1.3-1.6 are for the purpose of illustrating portions of the stand for TV receiver and form no part of the claimed design.


1 Claim, 7 Drawing Sheets



1.1



1.2



1.3



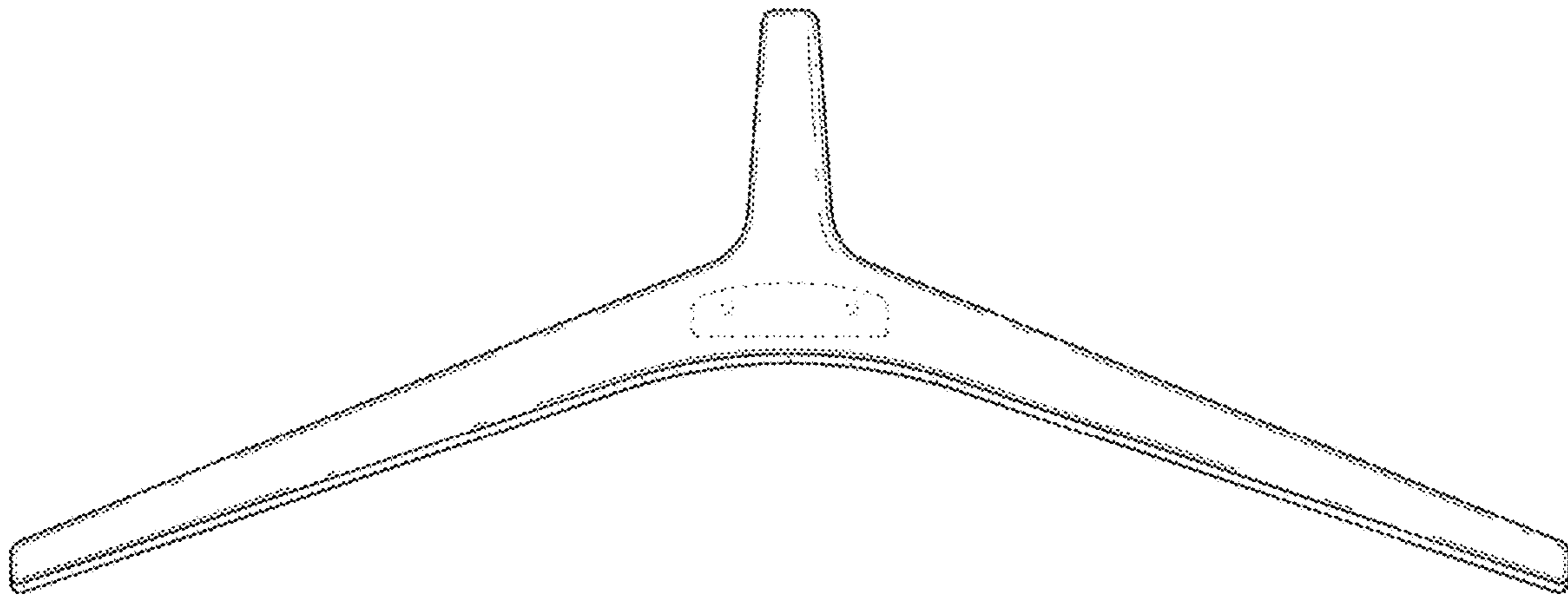
1.4



1.5



1.6



1.7

