



US00D835067S

(12) **United States Design Patent**  
**Kim et al.**

(10) **Patent No.:** **US D835,067 S**

(45) **Date of Patent:** **\*\* Dec. 4, 2018**

(54) **AUDIO**

2400/00; H04R 2400/07; H04R 2499/11;  
H04R 2499/13; H04R 2499/15; H04S  
3/00; H04S 7/30

(71) Applicant: **LG ELECTRONICS INC.**, Seoul  
(KR)

See application file for complete search history.

(72) Inventors: **Yongsoo Kim**, Seoul (KR); **Hyeongyeol Kim**, Seoul (KR); **Gangho Woo**, Seoul (KR)

(56)

**References Cited**

U.S. PATENT DOCUMENTS

(73) Assignee: **LG ELECTRONICS INC.**, Seoul  
(KR)

D552,082 S *	10/2007	Law	.....	D14/214
D582,892 S *	12/2008	Baird	.....	D14/214
D638,401 S *	5/2011	Woo	.....	D14/214
D649,136 S *	11/2011	McManigal	.....	D14/214
D687,413 S *	8/2013	Yoshiizumi	.....	D14/214
D754,628 S *	4/2016	Baird	.....	D14/204
D778,872 S *	2/2017	Yang	.....	D14/204

(\*\*) Term: **15 Years**

\* cited by examiner

(21) Appl. No.: **29/562,007**

(22) Filed: **Apr. 21, 2016**

*Primary Examiner* — Keli L Hill

(30) **Foreign Application Priority Data**

Oct. 21, 2015 (KR) ..... 30-2015-0053103

(74) *Attorney, Agent, or Firm* — Birch, Stewart, Kolasch & Birch, LLP

(51) **LOC (11) Cl.** ..... **14-03**

(52) **U.S. Cl.**  
USPC ..... **D14/214**

(57)

**CLAIM**

The ornamental design for a audio, as shown and described.

(58) **Field of Classification Search**

USPC ..... D14/167, 168, 170–172, 188, 194–196,  
D14/204, 207, 209.1, 210–216, 219, 221,  
D14/222, 224, 239, 496; 181/143, 144,  
181/147, 148, 150, 153, 157, 198, 199;  
381/300–303, 306, 332, 333, 336, 345,  
381/361–364, 386–388; 369/6–12

CPC ..... B60R 11/0217; G06F 1/1688; G10K 9/22;  
G10K 11/004; H03F 1/327; H04M 1/03;  
H04M 1/035; H04N 5/642; H04N  
21/4852; H04R 1/02; H04R 1/06; H04R  
1/021; H04R 1/025; H04R 1/026; H04R  
1/028; H04R 1/105; H04R 1/323; H04R  
1/403; H04R 1/2803; H04R 1/2834;  
H04R 5/02; H04R 7/20; H04R 9/06;  
H04R 9/025; H04R 2201/021; H04R

**DESCRIPTION**

FIG. 1 is a front, right side, perspective view of a audio showing our new design;  
FIG. 2 is a front view thereof;  
FIG. 3 is a rear view thereof;  
FIG. 4 is a left side view thereof;  
FIG. 5 is a right side view thereof;  
FIG. 6 is a top view thereof; and,  
FIG. 7 is a bottom view.

The broken lines shown in FIG. 3 depict portions of the audio that form no part of the claimed design.

**1 Claim, 6 Drawing Sheets**

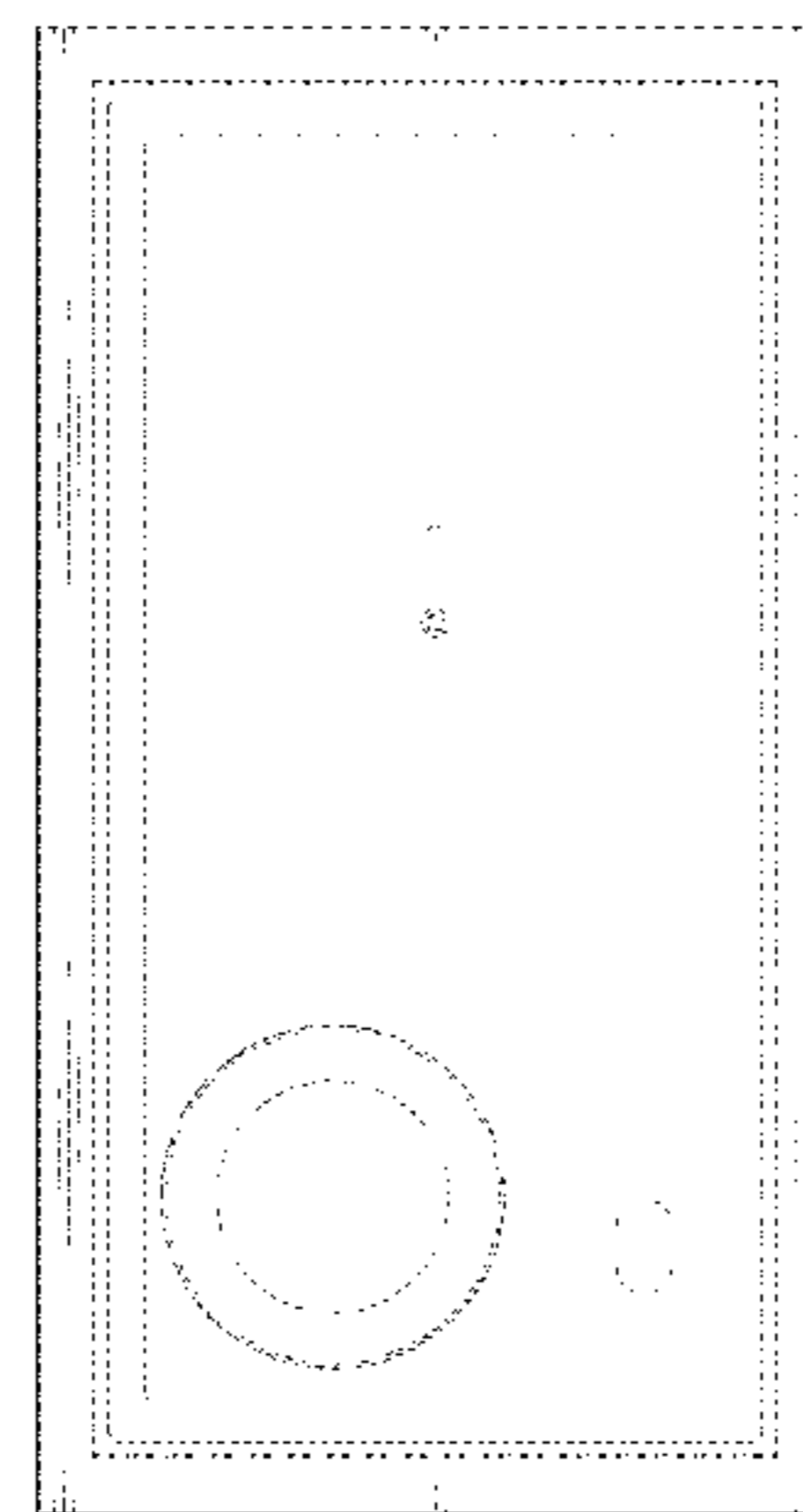
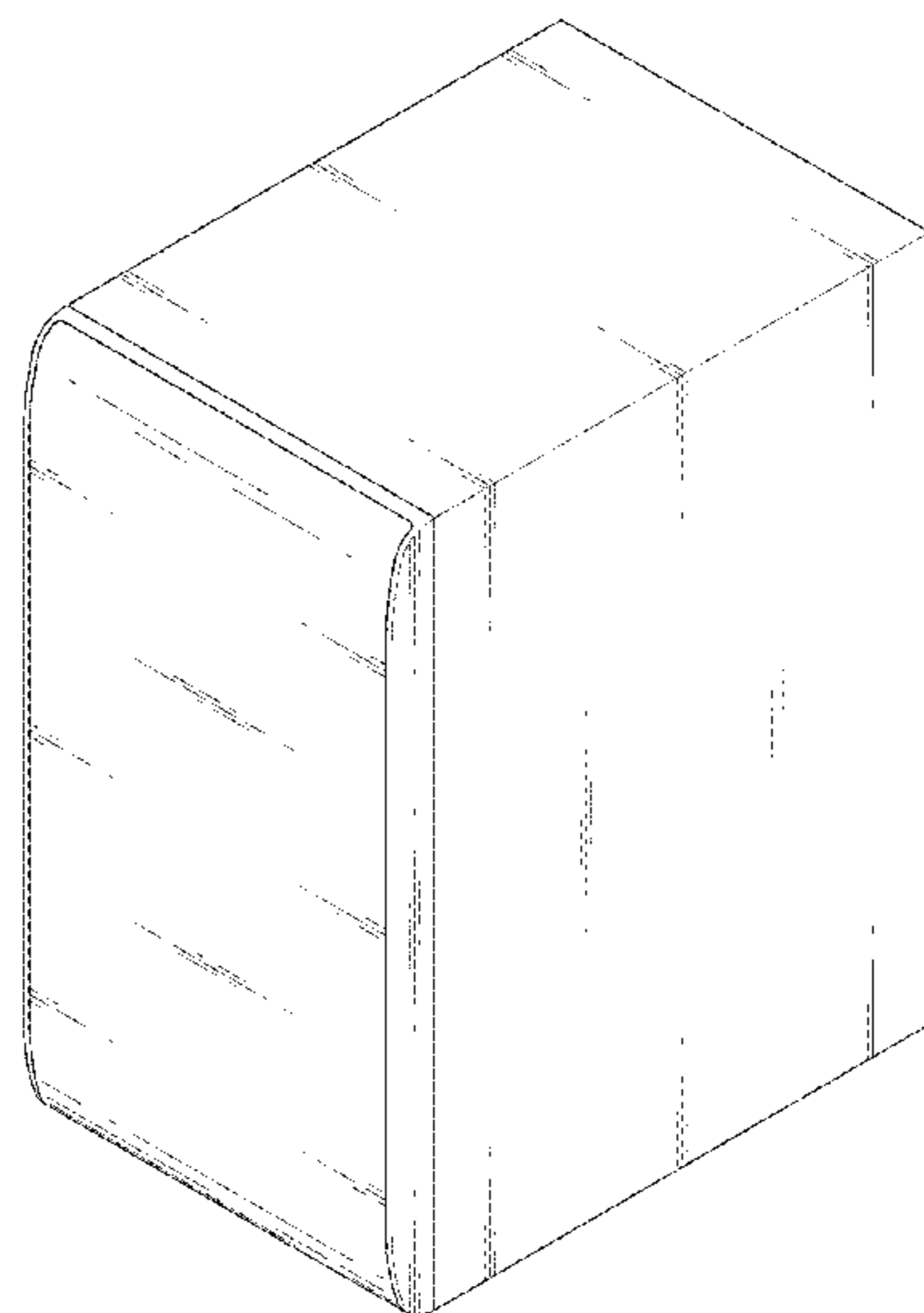


FIG. 1

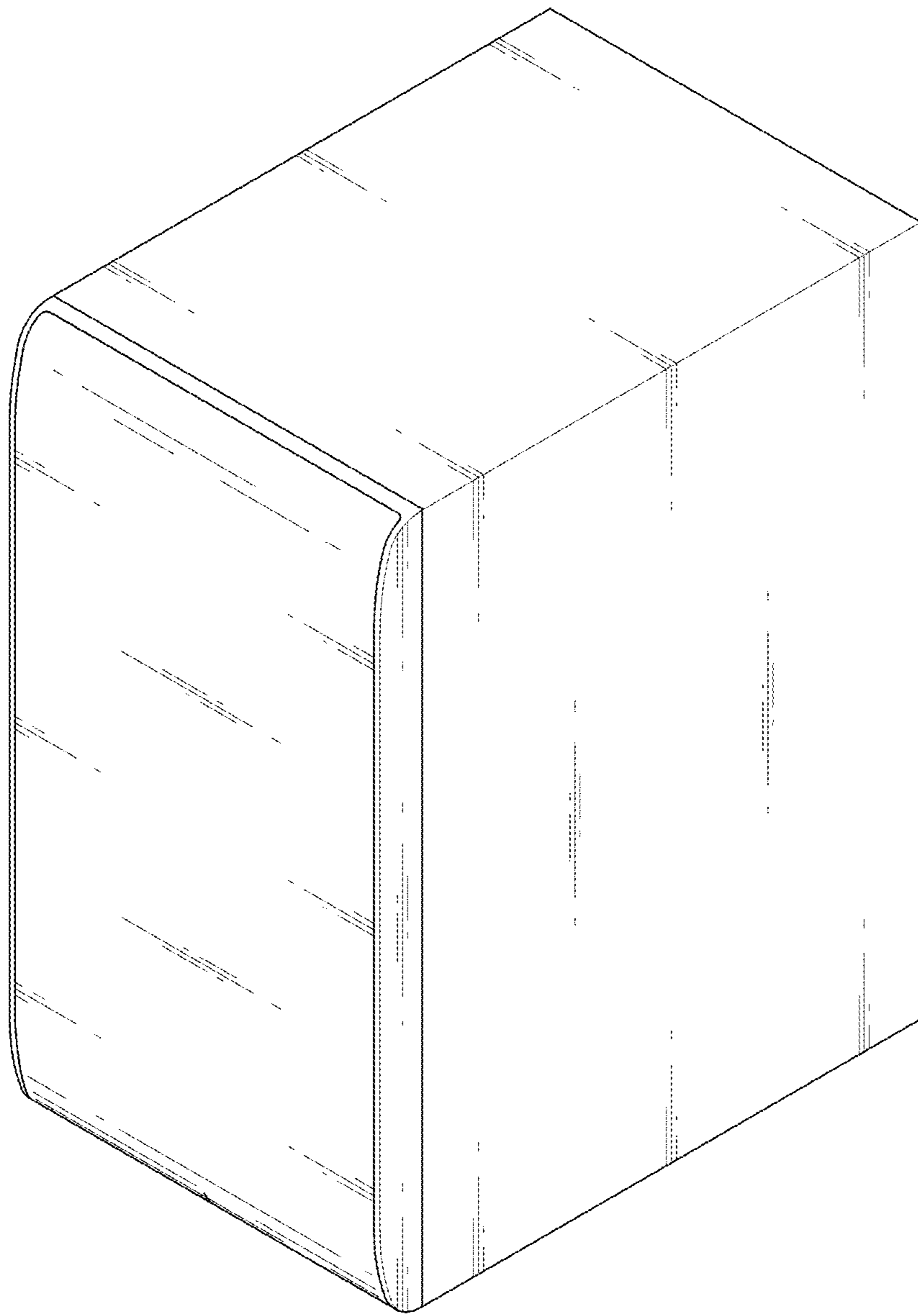


FIG. 2




FIG. 3

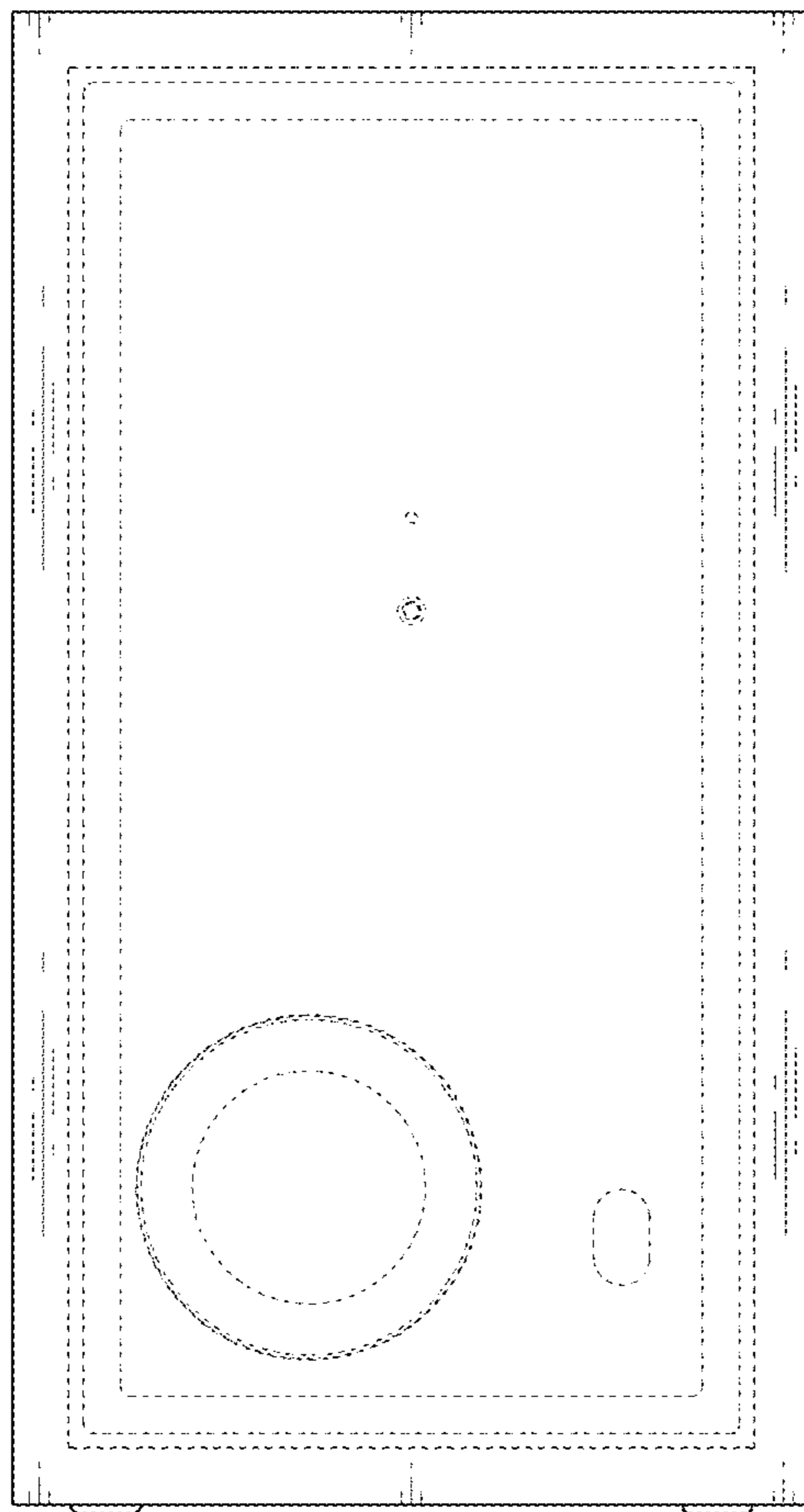


FIG. 4




FIG. 5




FIG. 6




FIG. 7

