

US00D835045S

(12) **United States Design Patent** (10) **Patent No.:** **US D835,045 S**  
**Chan et al.** (45) **Date of Patent:** **\*\* Dec. 4, 2018**

(54) **PLUG**  
(71) Applicant: **Amphenol Corporation**, Wallingford Center, CT (US)  
(72) Inventors: **David Chan**, Xiamen (CN); **Wonder Wang**, Xiamen (CN); **Bob Tang**, Xiamen (CN); **Martin Li**, Xiamen (CN); **Smith Wu**, Xiamen (CN); **Jason Si**, Toronto (CA); **Sam Kocsis**, Nashua, NH (US); **Ba Pham**, Toronto (CA); **Brian Kirk**, Amherst, NH (US)

D583,766 S \* 12/2008 Chiang ..... D13/147  
D598,862 S \* 8/2009 Chen ..... D13/147  
D601,505 S 10/2009 Fukazawa et al.  
D626,077 S \* 10/2010 Huang ..... D13/147  
D627,738 S \* 11/2010 Luo ..... D13/147  
(Continued)

FOREIGN PATENT DOCUMENTS

CN 203574938 U 4/2014  
JP D1495825 S 4/2014  
(Continued)

(73) Assignee: **Amphenol Corporation**, Wallingford, CT (US)

OTHER PUBLICATIONS

U.S. Appl. No. 29/561,014, filed Apr. 12, 2016, Kirk et al.  
(Continued)

(\*\*) Term: **15 Years**

*Primary Examiner* — Daniel Bui  
(74) *Attorney, Agent, or Firm* — Wolf, Greenfield & Sacks, P.C.

(21) Appl. No.: **29/575,639**

(22) Filed: **Aug. 26, 2016**

(51) **LOC (11) Cl.** ..... **13-03**

(52) **U.S. Cl.**  
USPC ..... **D13/147**

(58) **Field of Classification Search**  
USPC ..... D13/123, 133, 146, 147, 154, 184, 199  
CPC ..... H01R 12/51; H01R 12/52; H01R 12/57;  
H01R 12/592; H01R 12/61; H01R 12/63;  
H01R 12/7005; H01R 12/716; H01R 12/72;  
H01R 12/732; H01R 12/777; H01R 12/79;  
H01R 12/87; H01R 12/89; H01R 13/213;  
H01R 13/2464; H01R 13/2492; H01R 13/26;  
H01R 13/28; H01R 13/428; H01R 13/434; H01R 13/4362;  
H01R 13/4534; H01R 13/506; H01R 13/508;  
H01R 13/5804; H01R 13/5816; H01R 13/585;  
H01R 13/6271; H01R 13/635

See application file for complete search history.

(56) **References Cited**

U.S. PATENT DOCUMENTS

D322,604 S 12/1991 Komatsu  
D580,359 S \* 11/2008 Su ..... D13/147

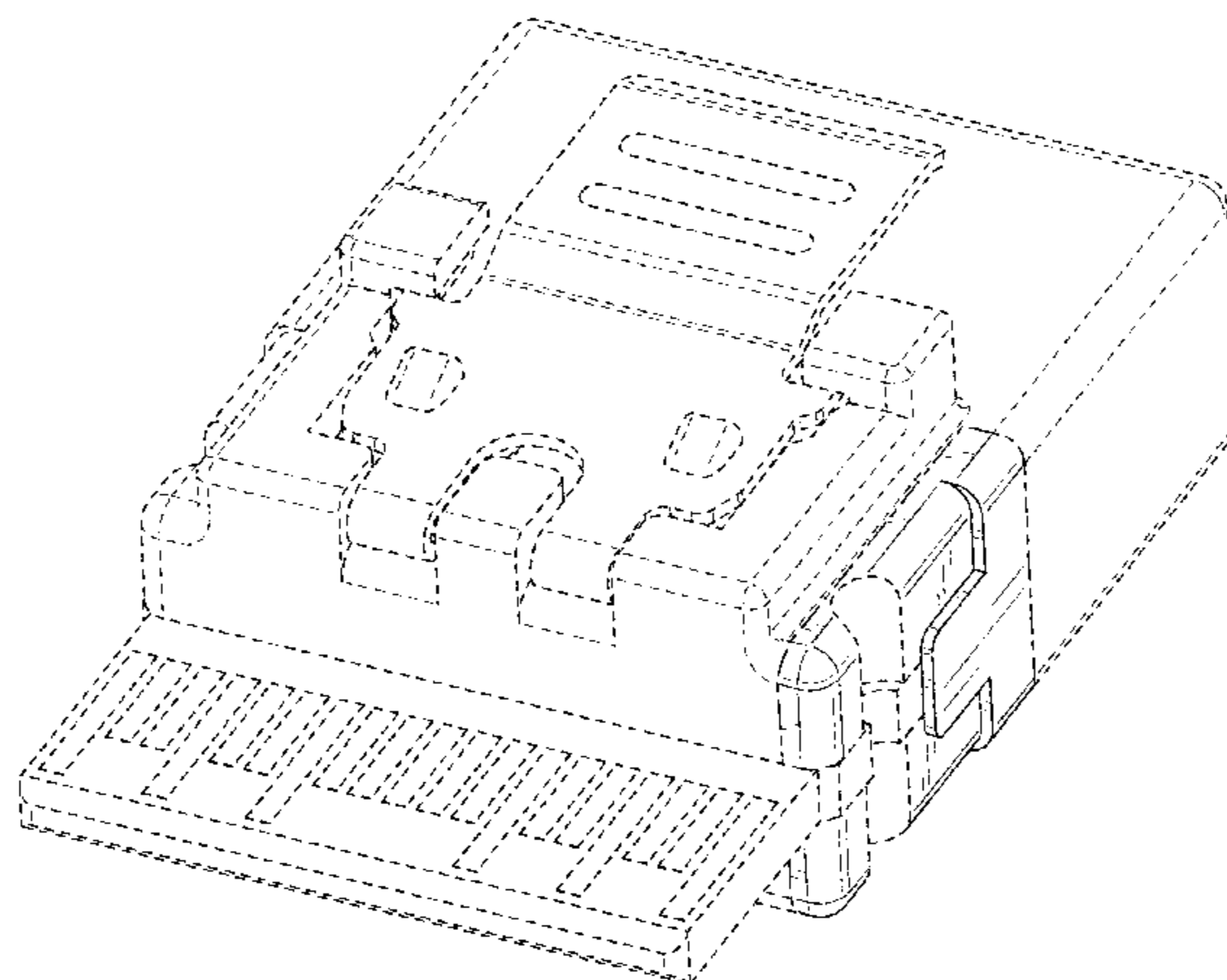
(57) **CLAIM**

The ornamental design for a plug, as shown and described.

**DESCRIPTION**

FIG. 1 is a top, front, right side perspective view of a plug showing a first embodiment of our new design; FIG. 2 is a front elevation view thereof; FIG. 3 is a rear elevation view thereof; FIG. 4 is a left side elevation view thereof; FIG. 5 is a right side elevation view thereof; FIG. 6 is a top plan view thereof; and, FIG. 7 is a bottom plan view thereof. The even-broken lines of the figures represent portions of the plug that form no part of the claimed design. The long dash-short dash broken lines define boundaries of the claimed design, and form no part of the claimed design.

**1 Claim, 7 Drawing Sheets**



(56)

References Cited

U.S. PATENT DOCUMENTS

D671,896 S 12/2012 Wang et al.  
D680,497 S \* 4/2013 Lan ..... D13/147  
D698,733 S 2/2014 Yokoyama  
D698,734 S 2/2014 Yokoyama  
D699,192 S 2/2014 Takenaga et al.  
D703,615 S 4/2014 Takenaga et al.  
D706,221 S 6/2014 Grant et al.  
D719,922 S 12/2014 Yokoyama  
D721,657 S 1/2015 Yamaguchi  
D722,026 S 2/2015 Yokoyama  
D726,657 S 4/2015 Takenaga et al.  
D729,173 S 5/2015 Fukumoto  
D812,013 S 3/2018 Kirk et al.  
D812,568 S \* 3/2018 Kirk ..... D13/147  
D812,569 S \* 3/2018 Kirk ..... D13/147  
D813,170 S \* 3/2018 Chan ..... D13/147

FOREIGN PATENT DOCUMENTS

TW D152287 S1 4/2012  
TW D148301 S1 7/2012

TW D151643 S 2/2013  
TW D151644 S 2/2013  
TW D154040 S1 6/2013  
TW D172199 S1 6/2014  
TW D161661 S 7/2014

OTHER PUBLICATIONS

U.S. Appl. No. 29/563,517, filed May 5, 2016, Kirk et al.  
U.S. Appl. No. 29/563,521, filed May 5, 2018, Kirk et al.  
U.S. Appl. No. 29/637,624, filed Feb. 20, 2018, Kirk et al.  
U.S. Appl. No. 29/638,190, filed Feb. 26, 2018, Chan et al.  
U.S. Appl. No. 29/636,248, filed Feb. 7, 2018, Chan et al.  
U.S. Appl. No. 29/575,279, filed Aug. 23, 2016, Chan et al.  
U.S. Appl. No. 29/575,635, filed Aug. 26, 2016, Chan et al.

\* cited by examiner

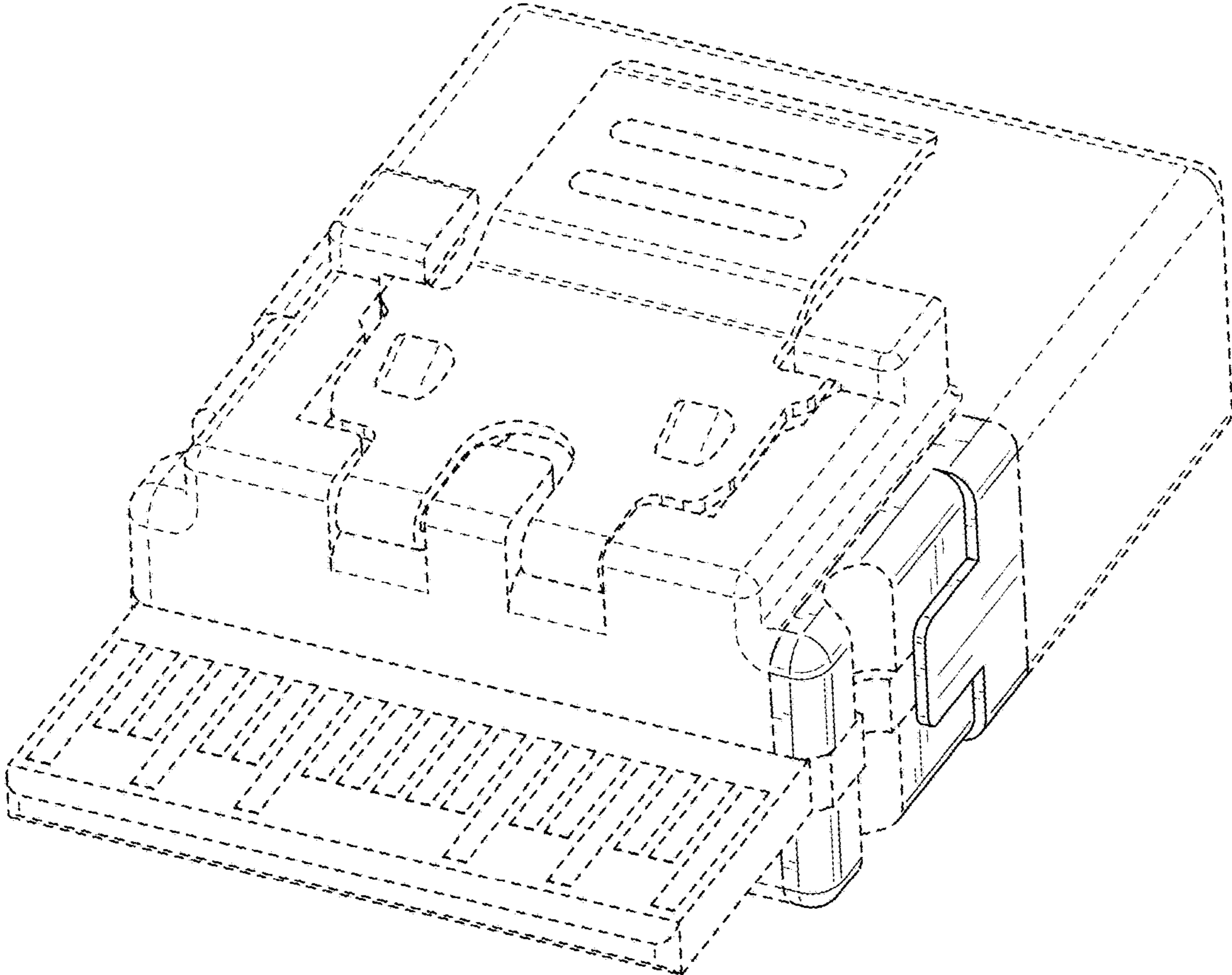


FIG. 1

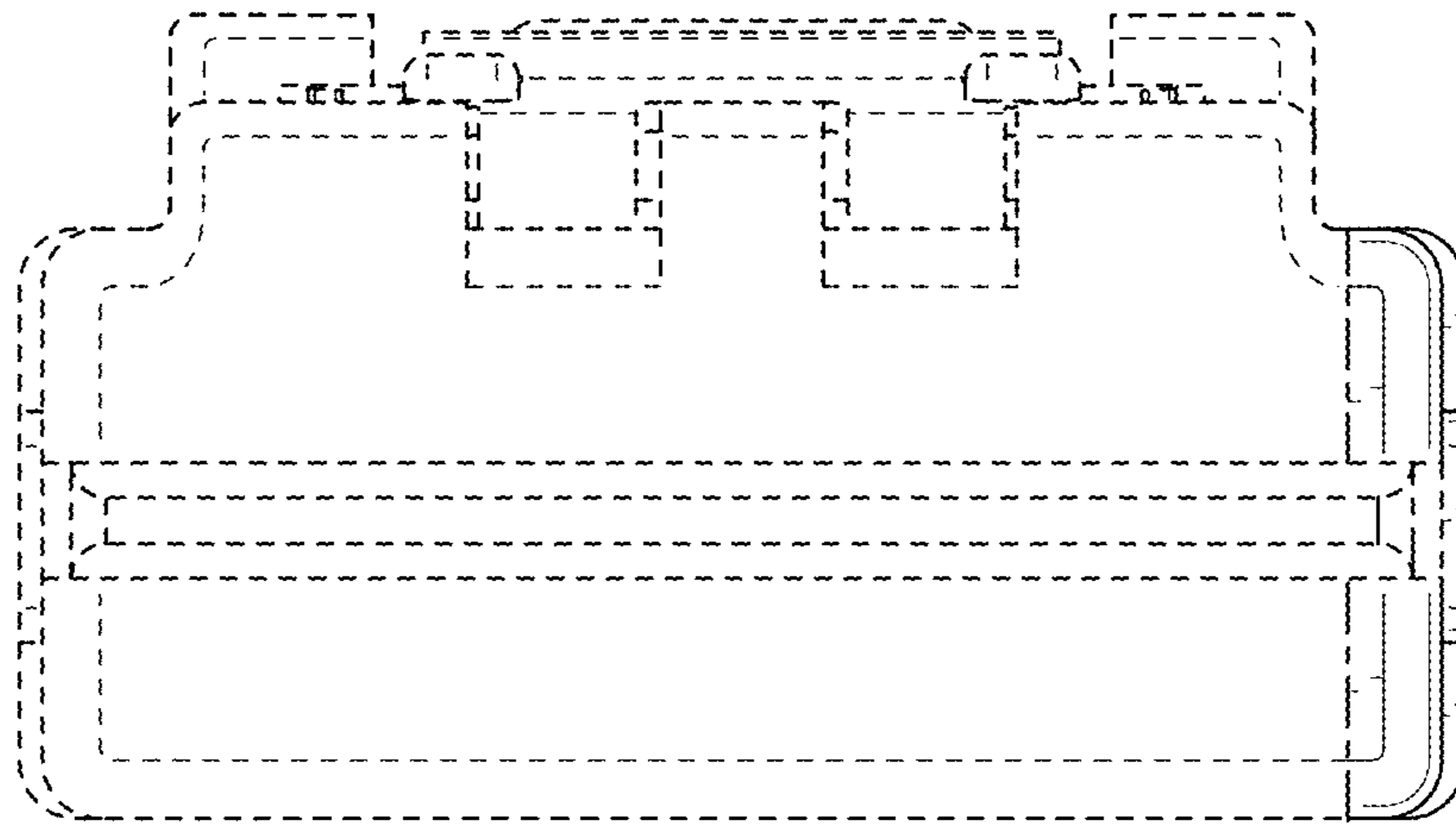


FIG. 2

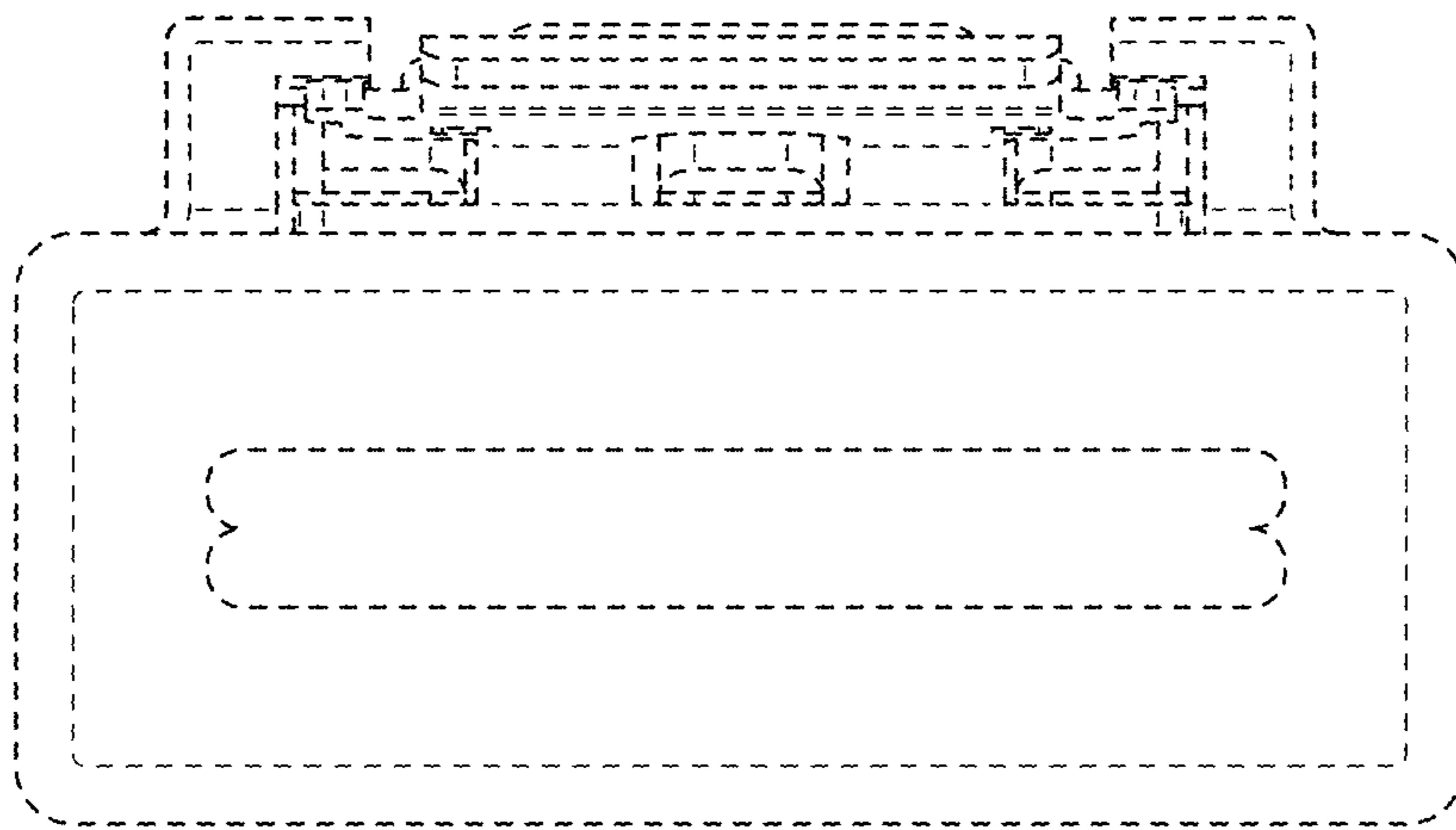


FIG. 3

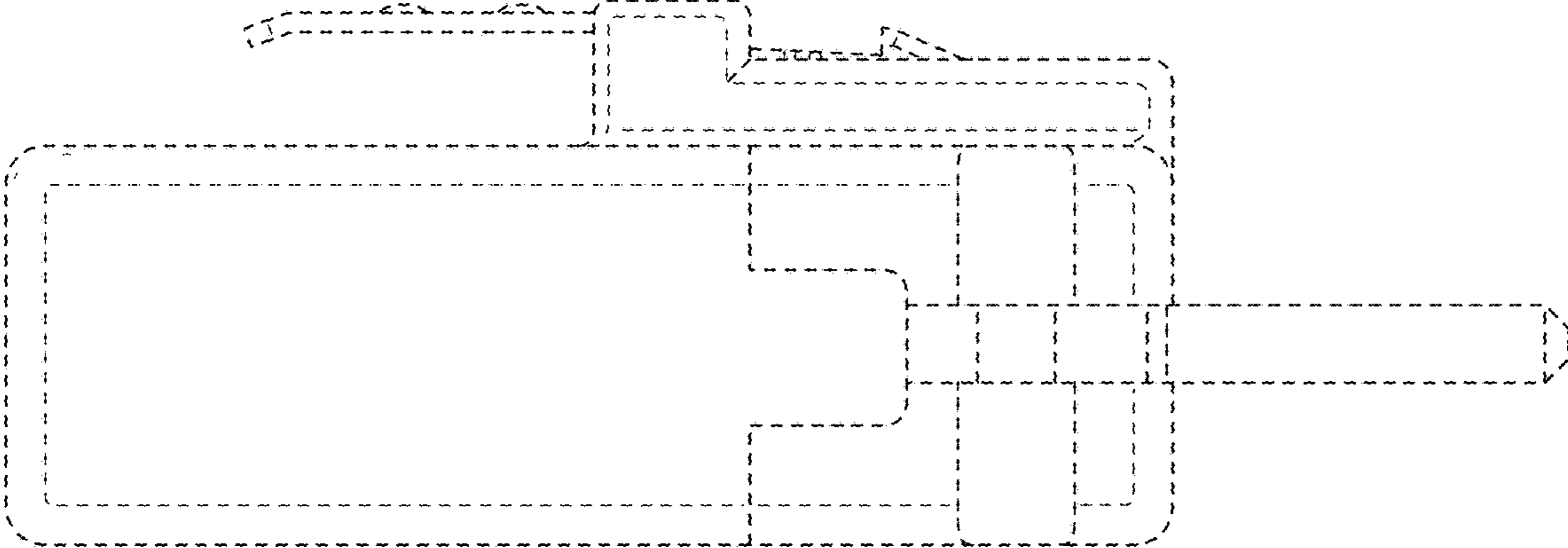


FIG. 4

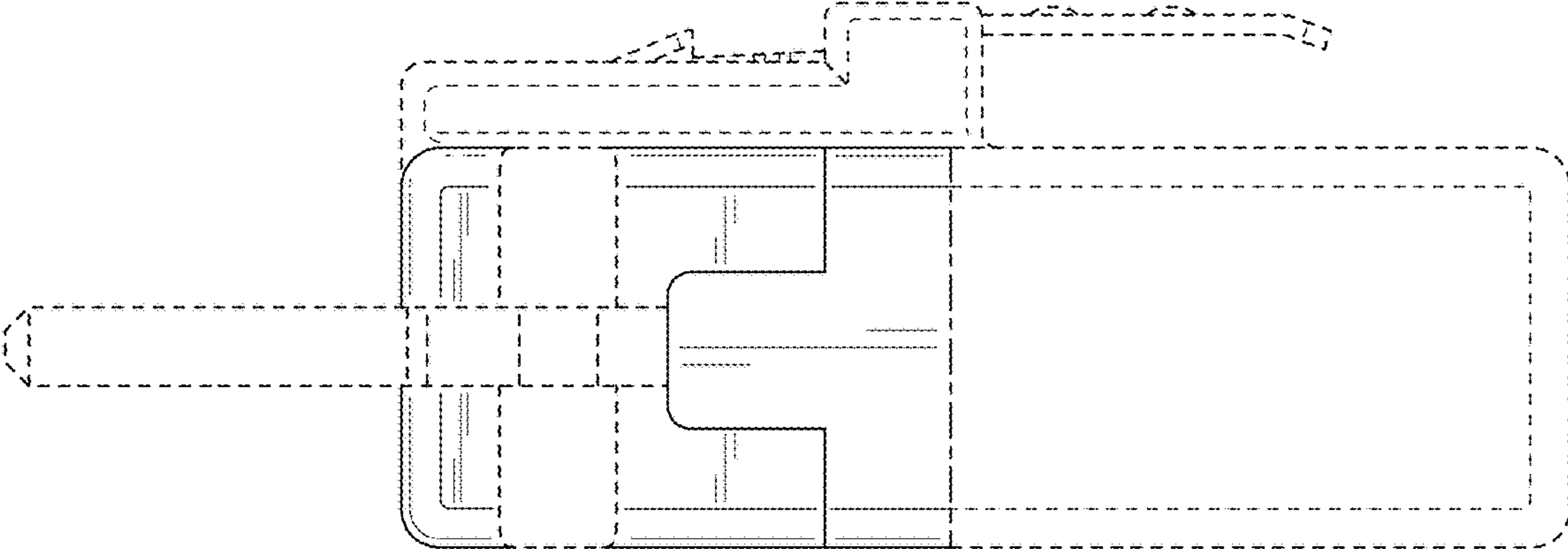


FIG. 5

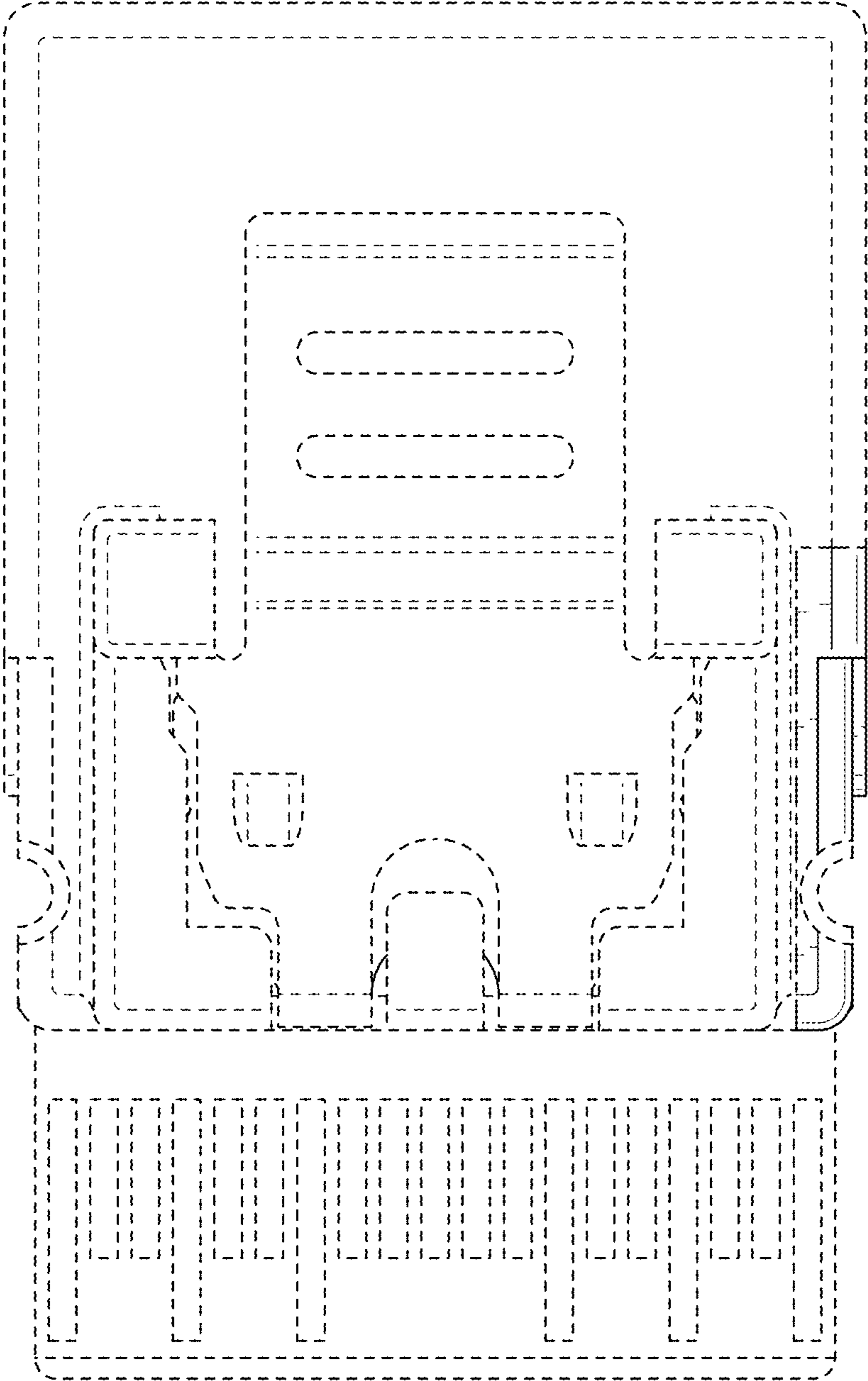


FIG. 6



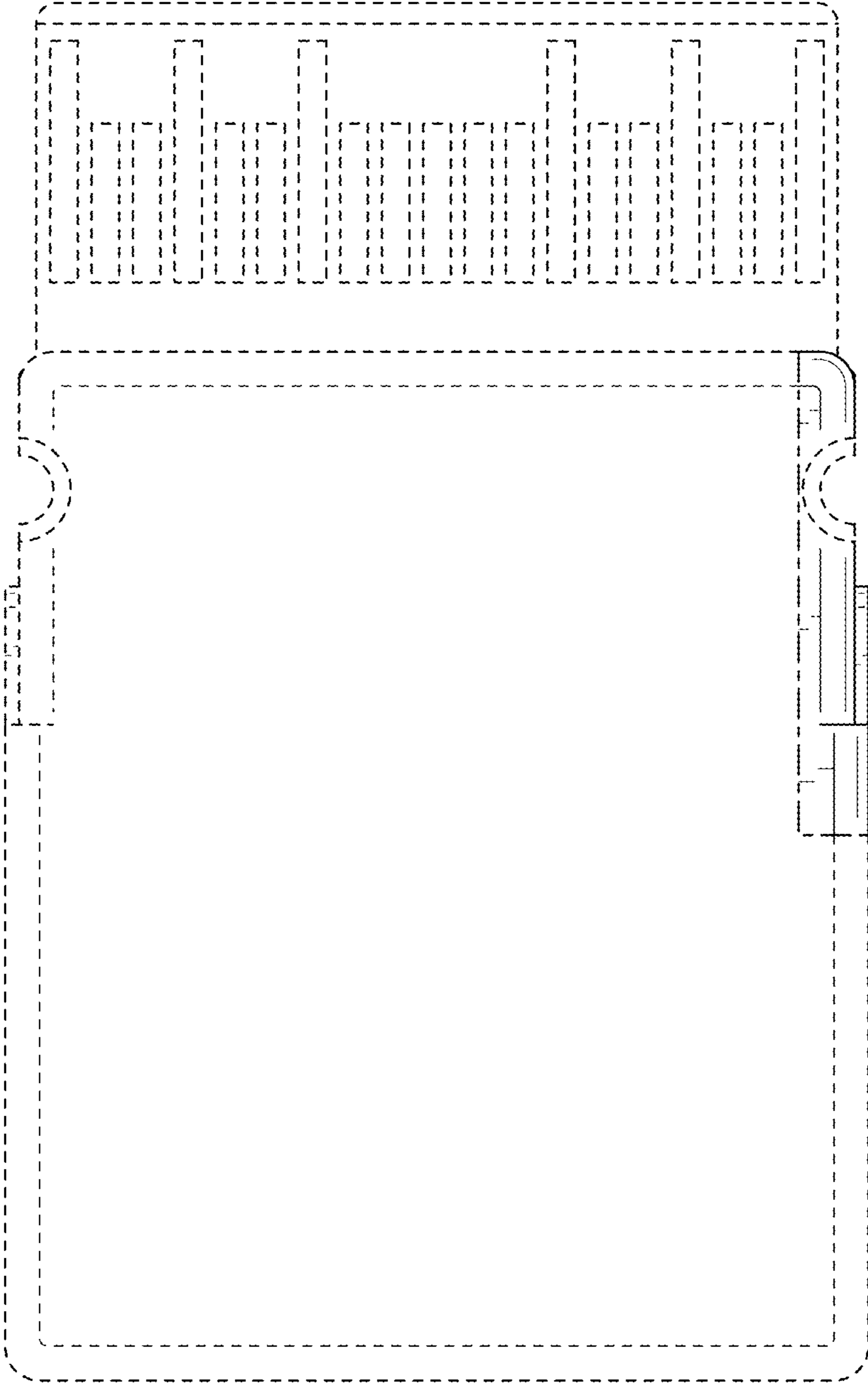


FIG. 7