



US00D835023S

(12) **United States Design Patent**
Tran

(10) **Patent No.:** **US D835,023 S**

(45) **Date of Patent:** **** Dec. 4, 2018**

(54) **WHEEL**

(71) Applicant: **Wheel Pros, LLC**, Greenwood Village,
CO (US)

(72) Inventor: **Peter Tran**, Lake Hughes, CA (US)

(**) Term: **15 Years**

(21) Appl. No.: **29/608,288**

(22) Filed: **Jun. 20, 2017**

(51) **LOC (11) Cl.** **12-16**

(52) **U.S. Cl.**
USPC **D12/209**

(58) **Field of Classification Search**
USPC D12/204–213; D21/533, 561, 563
CPC B60B 7/00; B60B 7/02; B60B 7/04; B60B
7/06; B60B 3/02; B60B 3/04; B60B 3/06;
B60B 3/10; B60B 1/00; B60B 1/08;
B60B 1/10; B60B 1/12

See application file for complete search history.

D523,797 S *	6/2006	Gallert	D12/209
D524,212 S *	7/2006	Phillips	D12/209
D525,183 S *	7/2006	Pfeiffer	D12/209
D525,927 S *	8/2006	Pfeiffer	D12/209
D528,495 S	9/2006	Truebsbach	
D538,726 S	3/2007	Wright	
D538,727 S	3/2007	Wright	
D542,209 S	5/2007	Pfeiffer	
D547,710 S *	7/2007	Guevara	D12/209
D552,525 S	10/2007	Celik	
D553,068 S	10/2007	Celik	
D576,535 S *	9/2008	Chung	D12/209
D577,650 S	9/2008	Chung	
D579,845 S	11/2008	Chung	
D582,831 S	12/2008	Musser	
D583,290 S	12/2008	Wang	
D585,801 S	2/2009	Wang	
D599,266 S	9/2009	Bierenbreier	
D617,723 S	6/2010	Zhao	
D620,873 S	8/2010	Groom	
D625,235 S	10/2010	Nissl	
D627,697 S	11/2010	Wang	
D651,150 S	12/2011	Biewer	
D651,151 S	12/2011	Biewer	
D698,298 S	1/2014	Cortes	
D704,617 S	5/2014	Suny Chung	

(Continued)

(56) **References Cited**

U.S. PATENT DOCUMENTS

D273,102 S	3/1984	Woodward	
D291,796 S	9/1987	Reid	
D361,975 S	9/1995	Weld	
D391,216 S *	2/1998	Bollmann	D12/209
D393,239 S *	4/1998	Schmid	D12/209
D408,775 S	4/1999	Shikado	
D455,698 S	4/2002	Chung	
D467,212 S	12/2002	Noriega	
D470,094 S	2/2003	van Hooydonk	
D478,542 S	8/2003	Sulahian	
D480,036 S	9/2003	Laengerer	
D482,996 S	12/2003	Sulahian	
D492,925 S	7/2004	Fitzgerald	
D496,317 S	9/2004	Kataoka	
D513,486 S	1/2006	Rivera	

Primary Examiner — Sheryl Lane

Assistant Examiner — Calvin E Vansant

(74) *Attorney, Agent, or Firm* — Eric Hanscom

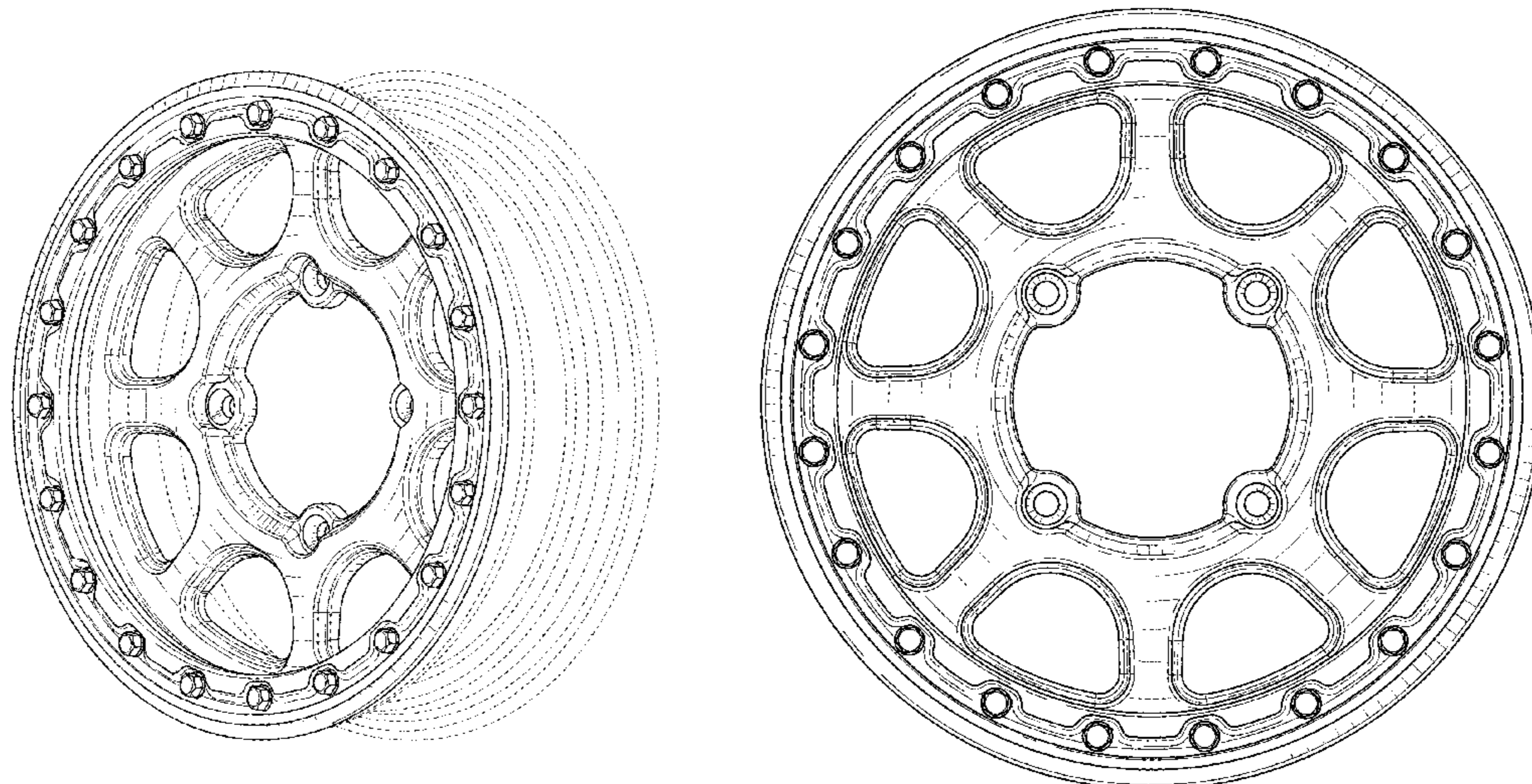
(57) **CLAIM**

The ornamental design for a wheel, as shown and described.

DESCRIPTION

FIG. 1 is a perspective view of a wheel showing my new design; and, FIG. 2 is a front view thereof. In the drawings, the broken lines depict portions of the wheel that form no part of the claim.

1 Claim, 2 Drawing Sheets



(56)

References Cited

U.S. PATENT DOCUMENTS

D706,197 S	6/2014	Suny Chung	
D711,304 S	8/2014	Chung	
D715,211 S	10/2014	Gotschke	
D733,027 S	6/2015	Chung	
D735,104 S	7/2015	Hodges	
D739,803 S	9/2015	Miansian	
D742,293 S	11/2015	Chung	
D750,003 S	2/2016	Ahmad	
D756,882 S	5/2016	Tirado	
D758,944 S *	6/2016	Rolfs	D12/209
D764,373 S	8/2016	Valencia Pollex	
D766,805 S	9/2016	Chung	
D769,166 S	10/2016	Juergens	
D769,785 S	10/2016	Wells	
D770,960 S	11/2016	Svensson	
D773,975 S *	12/2016	Ahn	D12/209
D780,655 S	3/2017	Trim	
D793,318 S *	8/2017	Guo	D12/209
D800,628 S *	10/2017	Tran	D12/209
D802,509 S *	11/2017	Tran	D12/209
D821,284 S *	6/2018	Tran	D12/209
D822,575 S *	7/2018	Chung	D12/209
D826,827 S *	8/2018	Tran	D12/209

* cited by examiner

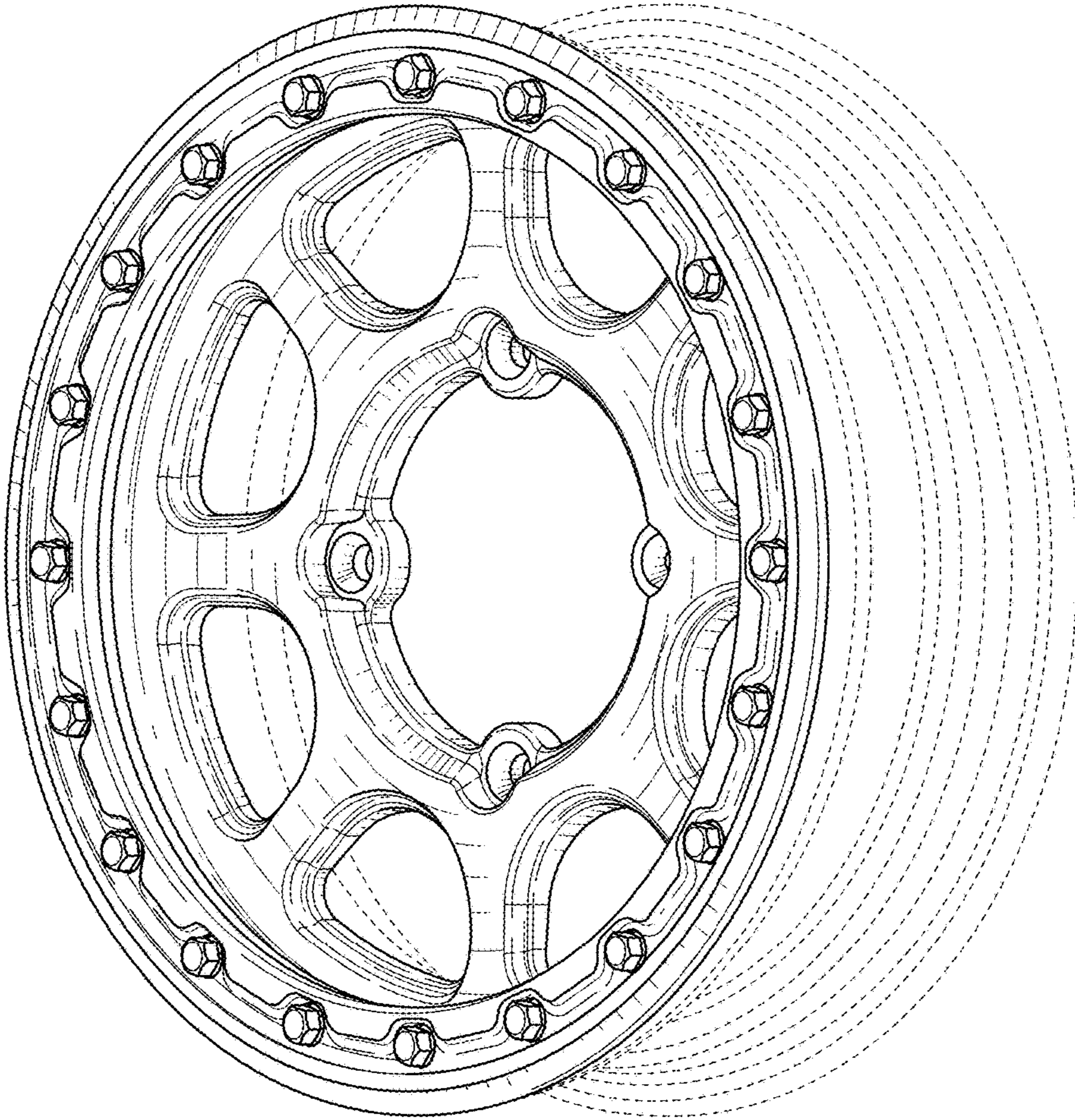


FIG. 1

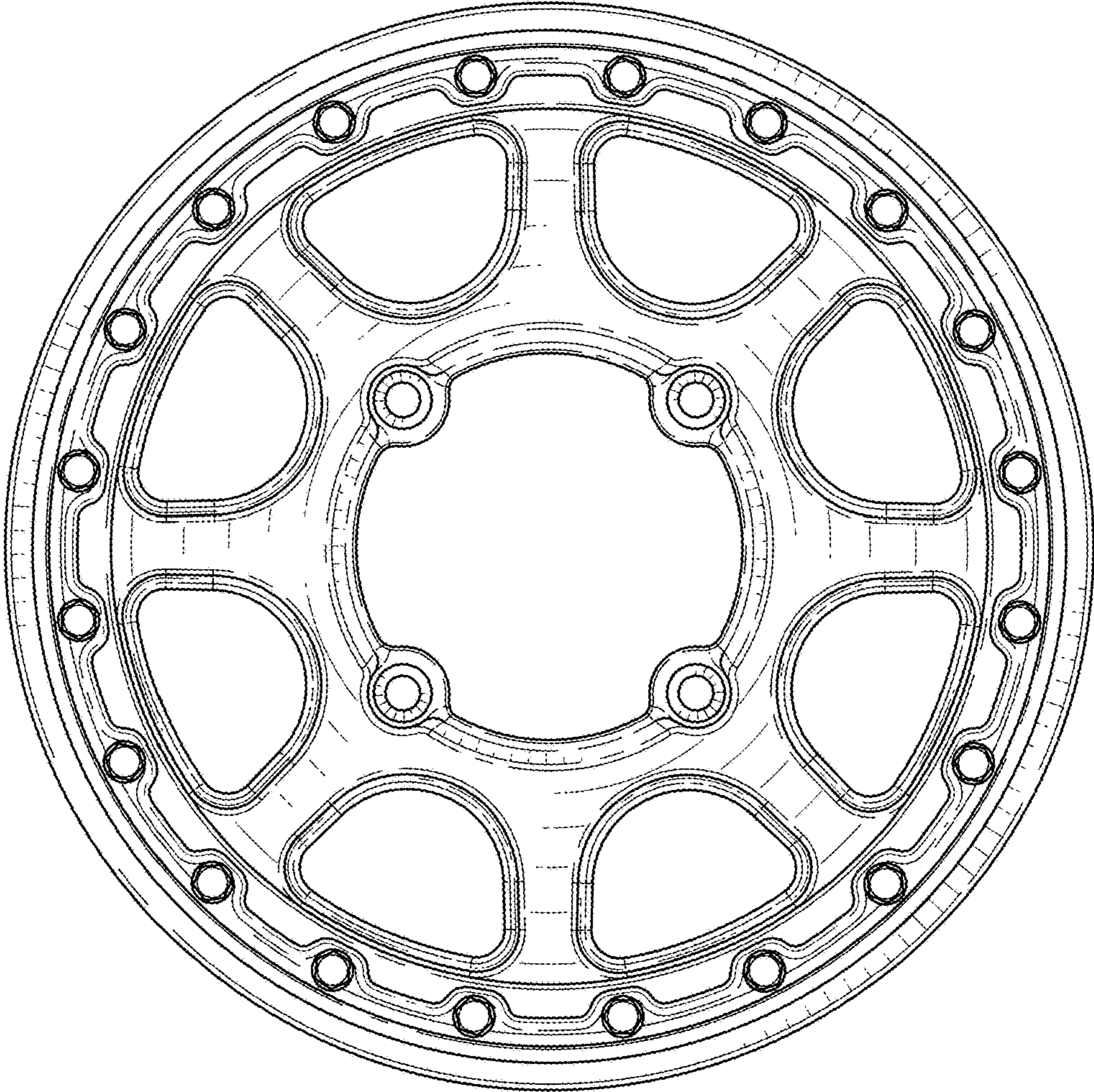


FIG. 2