



US00D835011S

(12) **United States Design Patent** (10) **Patent No.:** **US D835,011 S**
Peltola et al. (45) **Date of Patent:** **** Dec. 4, 2018**

(54) **GRILLE SURROUND**
(71) Applicants: **Wallace A. Peltola**, Sammamish, WA (US); **Jonathan S. Duncan**, Seattle, WA (US); **Scott D. Hite**, Pilot Point, TX (US); **Brent Johnson**, Denton, TX (US)
(72) Inventors: **Wallace A. Peltola**, Sammamish, WA (US); **Jonathan S. Duncan**, Seattle, WA (US); **Scott D. Hite**, Pilot Point, TX (US); **Brent Johnson**, Denton, TX (US)

D542,715 S * 5/2007 Beigel D12/96
D551,133 S * 9/2007 Angelo D12/163
D631,800 S * 2/2011 Peltola D12/163
D637,530 S * 5/2011 Aris D12/163
D645,797 S * 9/2011 Beigel D12/163
D647,827 S 11/2011 Medina et al.
D709,410 S * 7/2014 Conway D12/163
D710,765 S * 8/2014 Conway D12/163
D719,879 S * 12/2014 Ito D12/96
D786,742 S * 5/2017 Ito D12/163
D787,384 S * 5/2017 Ito D12/163

(Continued)

OTHER PUBLICATIONS

“AeroCab,” Kenworth Truck Company, Kirkland, Washington, 1993, 5-page brochure.

(Continued)

(73) Assignee: **PACCAR Inc**, Bellevue, WA (US)

(**) Term: **15 Years**

(21) Appl. No.: **29/599,306**

(22) Filed: **Mar. 31, 2017**

(51) **LOC (11) Cl.** **12-16**

(52) **U.S. Cl.**
USPC **D12/163**

(58) **Field of Classification Search**
USPC D12/86, 91, 93, 163, 164, 165, 166, 167, D12/169, 171, 172, 173, 190, 216
CPC B60R 9/06; B60R 19/02; B60R 19/04; B60R 19/18; B60R 19/44; B60R 19/48; B62D 35/02; B62D 39/00; B62D 65/16; B62D 21/12; B29C 45/16
See application file for complete search history.

(56) **References Cited**

U.S. PATENT DOCUMENTS

D313,784 S 1/1991 Marlow et al.
D395,860 S * 7/1998 Meryman D12/173
D403,636 S * 1/1999 Meryman D12/169
D405,037 S 2/1999 Meryman et al.
D412,874 S 8/1999 Meryman et al.
D530,247 S 10/2006 Angelo et al.

Primary Examiner — Susan Bennett Hattan
Assistant Examiner — Suzanne E Tisdell
(74) *Attorney, Agent, or Firm* — Chirstensen O’Connor Johnson Kindness PLLC

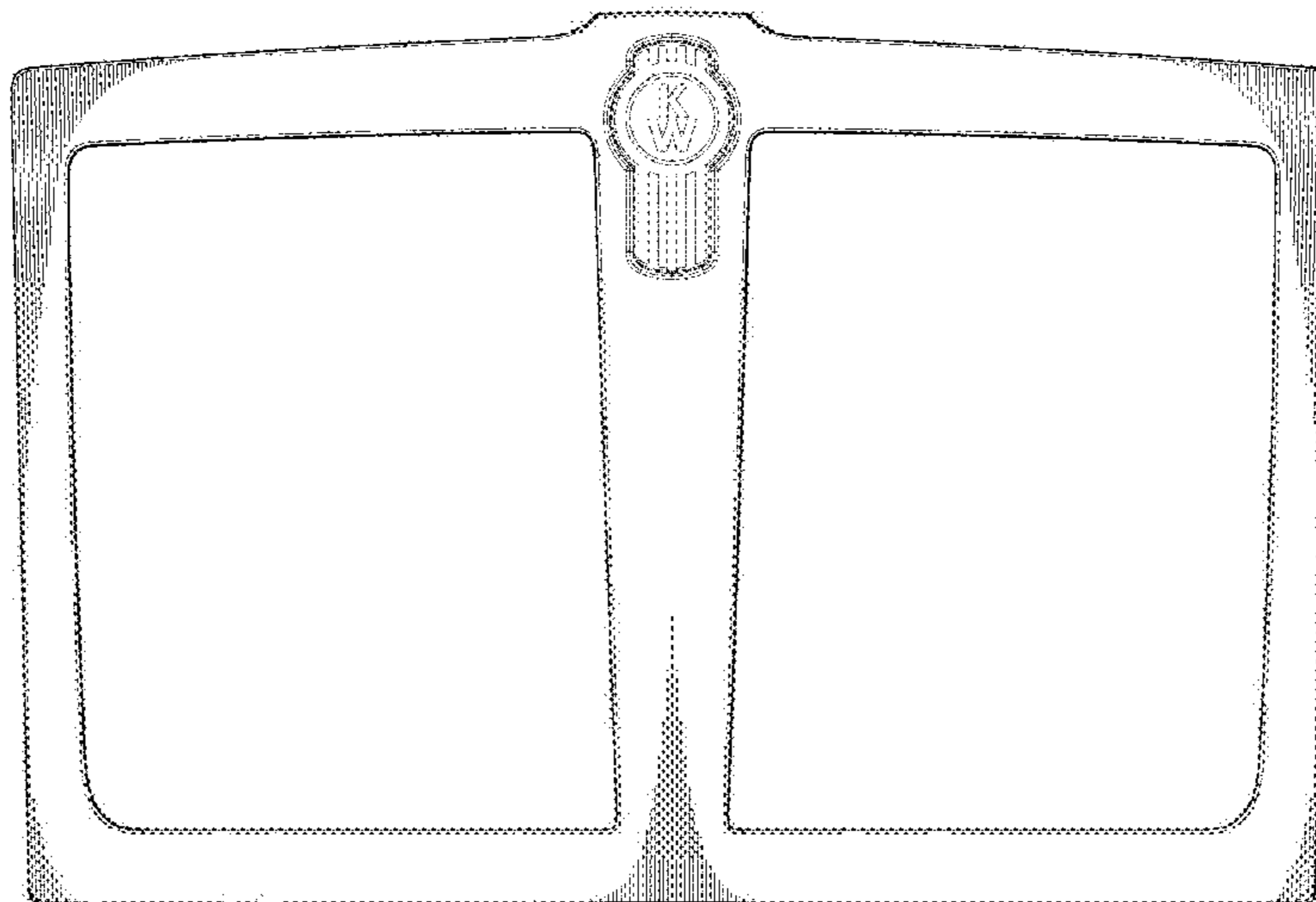
(57) **CLAIM**

The ornamental design for a grille surround, as shown and described.

DESCRIPTION

FIG. 1 is a perspective view of a grille surround according to our new design;
FIG. 2 is a front elevational view of the grille surround of FIG. 1;
FIG. 3 is a top plan view of the grille surround of FIG. 1; and,
FIG. 4 is a left side elevational view of the grille surround of FIG. 1.
The rear of the grille surround is unornamented.
The broken lines shown in the drawings illustrate portions of the grille surround that form no part of the claimed design.

1 Claim, 4 Drawing Sheets



(56)

References Cited

U.S. PATENT DOCUMENTS

D790,410 S *	6/2017	Ito	D12/163
D795,761 S *	8/2017	Ito	D12/163
D803,101 S *	11/2017	Ito	D12/93
2009/0184493 A1 *	7/2009	Eifert	B60D 1/143 280/491.5
2013/0025954 A1 *	1/2013	Miller	B62D 25/10 180/69.21

OTHER PUBLICATIONS

“AeroCab,” Kenworth Truck Company, Kirkland, Washington, as early as 1995, 3-page brochure.
“AG130 Front Air Suspension,” Kenworth Truck Company, Kirkland, Washington, 2008, 2-page brochure.
“Kenworth Truck Models,” Kenworth Truck Company, Kirkland, Washington, 2010, 16-page brochure.
“T170 Class 5,” Kenworth Truck Company, Kirkland, Washington, 2008, 4-page brochure.
“T300,” Kenworth Truck Company, Kirkland, Washington, 1994, 4-page brochure.

“T300,” Kenworth Truck Company, Kirkland, Washington, 2001, 16-page brochure.
“T400B and T450B,” Kenworth Truck Company, Kirkland, Washington, 1992, 10-page brochure.
“T600: Ten Years of Innovation,” Kenworth Truck Company, Kirkland, Washington, 1995, 6-page brochure.
“T660,” Kenworth Truck Company, Kirkland, Washington, 2007, 36-page brochure.
“T660,” Kenworth Truck Company, Kirkland, Washington, 2009, 36-page brochure.
“T700,” Kenworth Truck Company, Kirkland, Washington, 2010, 6-page brochure.
“T2000,” Kenworth Truck Company, Kirkland, Washington, 1999, 20-page brochure.
“T2000,” Kenworth Truck Company, Kirkland, Washington, 2002, 20-page brochure.
“T2000,” Kenworth Truck Company, Kirkland, Washington, 2005, 20-page brochure.
“The World’s Best,” Kenworth Truck Company, Kirkland, Washington, 1992, 12-page brochure.

* cited by examiner

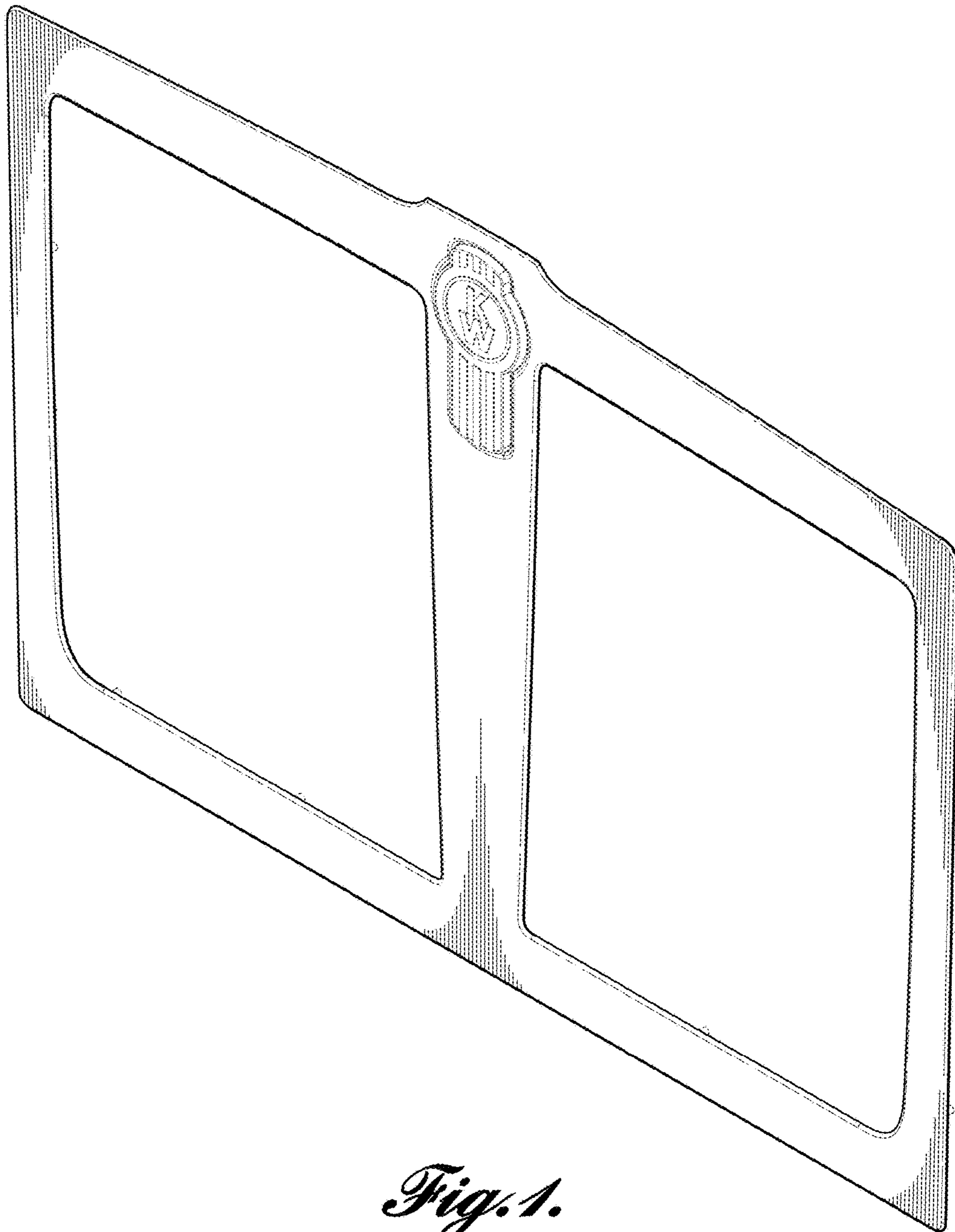


Fig. 1.

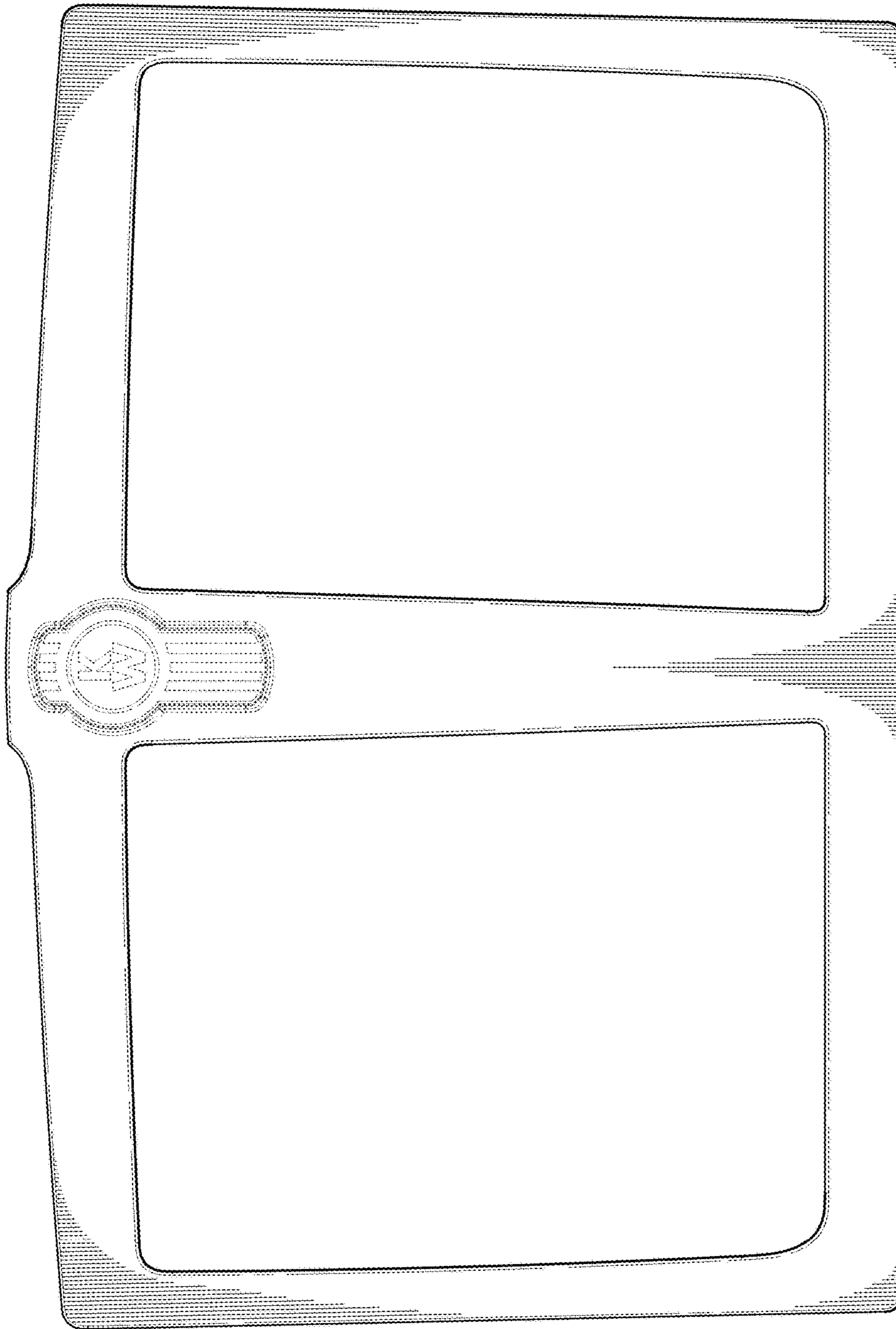


Fig. 2.



Fig. 3.

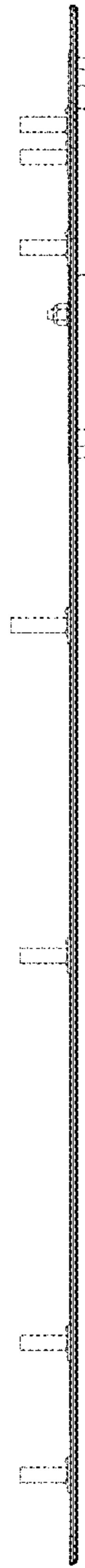


Fig. 4.