



US00D835006S

(12) **United States Design Patent** (10) **Patent No.:** **US D835,006 S**  
**Peat et al.** (45) **Date of Patent:** **\*\* Dec. 4, 2018**

(54) **VEHICLE**

(71) Applicant: **Jaguar Land Rover Limited**, Whitley, Coventry (GB)

(72) Inventors: **Anthony Peat**, Coventry (GB); **Joe Buck**, Coventry (GB)

(73) Assignee: **Jaguar Land Rover Limited**, Whitley Coventry (GB)

(\*\*) Term: **15 Years**

(21) Appl. No.: **29/632,045**

(22) Filed: **Jan. 4, 2018**

**Related U.S. Application Data**

(62) Division of application No. 29/597,994, filed on Mar. 22, 2017, now Pat. No. Des. 811,943, which is a division of application No. 29/537,982, filed on Aug. 31, 2015, now Pat. No. Des. 785,505.

(30) **Foreign Application Priority Data**

Mar. 16, 2015 (EM) ..... 002656314

(51) **LOC (11) Cl.** ..... **12-08**

(52) **U.S. Cl.**  
USPC ..... **D12/92**

(58) **Field of Classification Search**  
USPC ..... D12/86, 90-92; D21/424, 433, 434, D21/533-535; 296/181.1-181.5, 183.1  
CPC ..... B62D 25/00; B62D 25/06; B62D 33/00; B62D 35/00

See application file for complete search history.

(56) **References Cited**

U.S. PATENT DOCUMENTS

D704,101 S *	5/2014	Beaven	.....	D12/92
D711,287 S *	8/2014	Butterworth	.....	D12/92
D711,288 S *	8/2014	Butterworth	.....	D12/92
D718,662 S *	12/2014	Ishizuka	.....	D12/92
D719,878 S *	12/2014	Webber	.....	D12/92
D725,007 S *	3/2015	Beaven	.....	D12/164
D726,074 S *	4/2015	Beaven	.....	D12/92
D740,177 S *	10/2015	Callum	.....	D12/92
D758,921 S *	6/2016	Hatton	.....	D12/92
D773,959 S *	12/2016	Jelec	.....	D12/92
D785,505 S *	5/2017	Peat	.....	D12/92
D811,943 S *	3/2018	Peat	.....	D12/92

\* cited by examiner

*Primary Examiner* — Melody N Brown

(74) *Attorney, Agent, or Firm* — Wood Herron & Evans LLP

(57) **CLAIM**

The ornamental design for a vehicle, as shown and described.

**DESCRIPTION**

FIG. 1 is a front and right side perspective view of a vehicle showing our new design;

FIG. 2 is a rear and left side perspective view thereof;

FIG. 3 is a front view thereof.

FIG. 4 is a rear view thereof.


FIG. 5 is left side view thereof.

FIG. 6 is a right side view thereof; and,

FIG. 7 is a top view thereof.

Any elements shown in broken lines in the Figures form no part of the claimed invention, and are instead included to show environmental aspects thereof. Also, broken lines shown adjacent to any shaded portions form an unclaimed boundary of the design.

**1 Claim, 5 Drawing Sheets**








FIG. 1



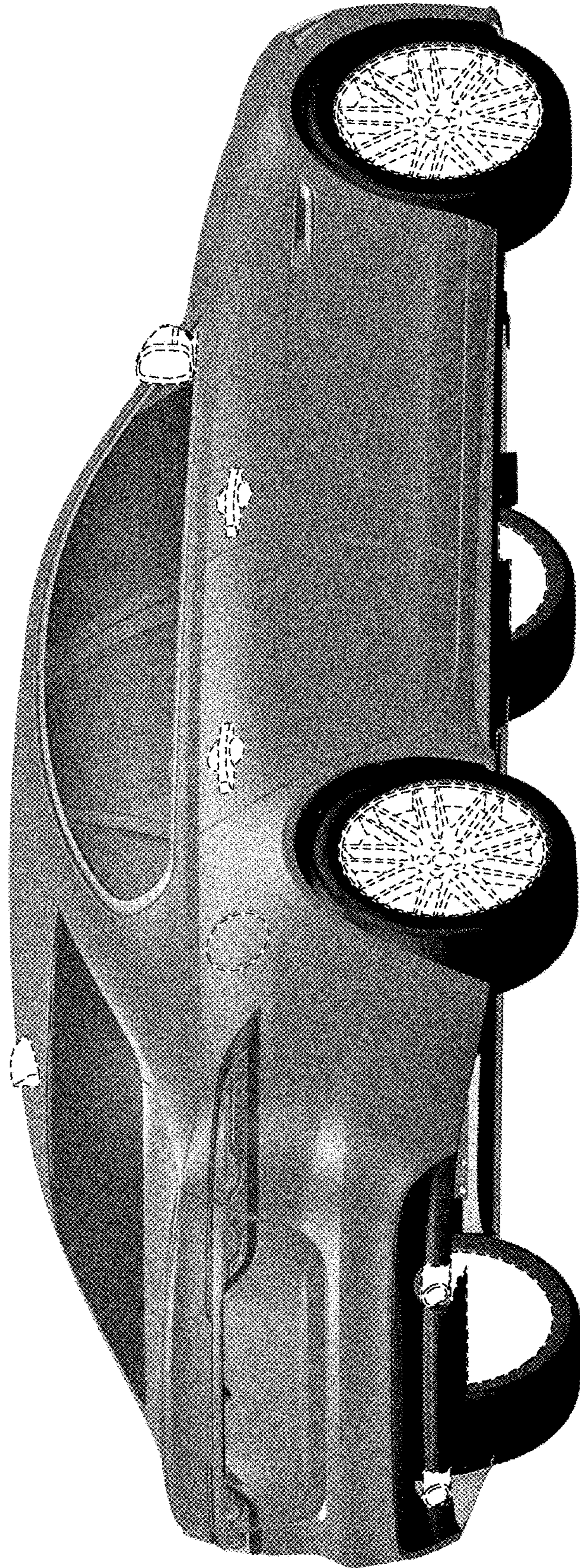


FIG. 2





FIG. 3




FIG. 4






FIG. 5




FIG. 6






FIG. 7



UNITED STATES PATENT AND TRADEMARK OFFICE  
**CERTIFICATE OF CORRECTION**

PATENT NO. : D835,006 S  
APPLICATION NO. : 29/632045  
DATED : December 4, 2018  
INVENTOR(S) : Anthony Peat et al.

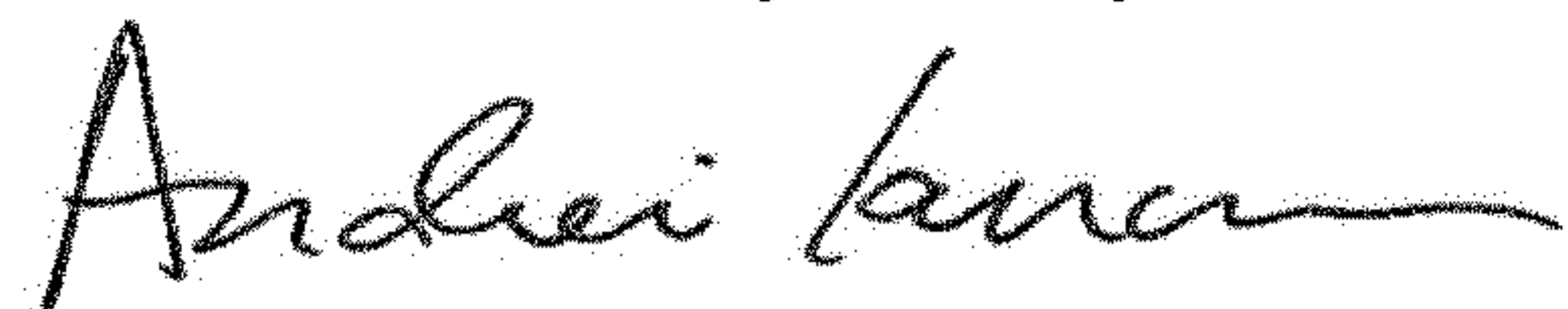
Page 1 of 1

It is certified that error appears in the above-identified patent and that said Letters Patent is hereby corrected as shown below:

On the Title Page

Column 2, Line 6, under Description, "FIG. 5 is left side view thereof." should read --FIG. 5 is a left side view thereof.--.

Signed and Sealed this  
Sixteenth Day of July, 2019



Andrei Iancu  
*Director of the United States Patent and Trademark Office*