

US00D834995S

(12) **United States Design Patent** (10) **Patent No.:** **US D834,995 S**  
**Laurence et al.** (45) **Date of Patent:** **\*\* Dec. 4, 2018**

(54) **SNOWMOBILE SKI RUNNER**  
(71) Applicant: **BOMBARDIER RECREATIONAL PRODUCTS INC., Valcourt (CA)**  
(72) Inventors: **Felix-Antoine Laurence, Magog (CA); Melanie Desjarlais, Valcourt (CA); Luc Dufort, Valcourt (CA); Bertrand Mallette, Sherbrooke (CA)**  
(73) Assignee: **BOMBARDIER RECREATIONAL PRODUCTS INC., Valcourt (CA)**

6,276,699 B1 8/2001 Simmons et al.  
7,040,634 B1 5/2006 Elkins  
7,185,897 B2 3/2007 Musselman  
7,264,250 B2 9/2007 Lachance  
7,497,447 B2 3/2009 Musselman  
D604,377 S 11/2009 Phillips  
7,614,627 B2 11/2009 Musselman  
8,793,875 B2 8/2014 Musselman  
9,499,189 B2 11/2016 Laurence et al.  
9,944,306 B2\* 4/2018 Laurence ..... B62B 17/02  
2013/0228988 A1 9/2013 Handfield et al.  
2015/0314799 A1 11/2015 Laurence et al.  
2015/0314800 A1 11/2015 Laurence et al.  
2017/0247847 A1 8/2017 Maile et al.

(\*\*) Term: **15 Years**

**FOREIGN PATENT DOCUMENTS**

(21) Appl. No.: **29/638,387**

CA 2560240 A1 3/2008  
CA 2566598 C 9/2013  
CA 2809170 A1 9/2013

(22) Filed: **Feb. 27, 2018**

\* cited by examiner

**Related U.S. Application Data**

(62) Division of application No. 29/524,527, filed on Apr. 21, 2015, now Pat. No. Des. 818,395.  
(51) **LOC (11) Cl.** ..... **12-14**  
(52) **U.S. Cl.**  
USPC ..... **D12/7**  
(58) **Field of Classification Search**  
USPC ..... D12/7, 8, 400  
CPC ..... B62B 17/02; B62B 27/02; B62B 17/00;  
B62B 19/00; B62B 13/00; B62M  
2027/025  
See application file for complete search history.

*Primary Examiner* — T Chase Nelson

*Assistant Examiner* — Ania Aman

(74) *Attorney, Agent, or Firm* — BCF LLP

(57) **CLAIM**

The ornamental design for a snowmobile ski runner, as shown and described.

**DESCRIPTION**

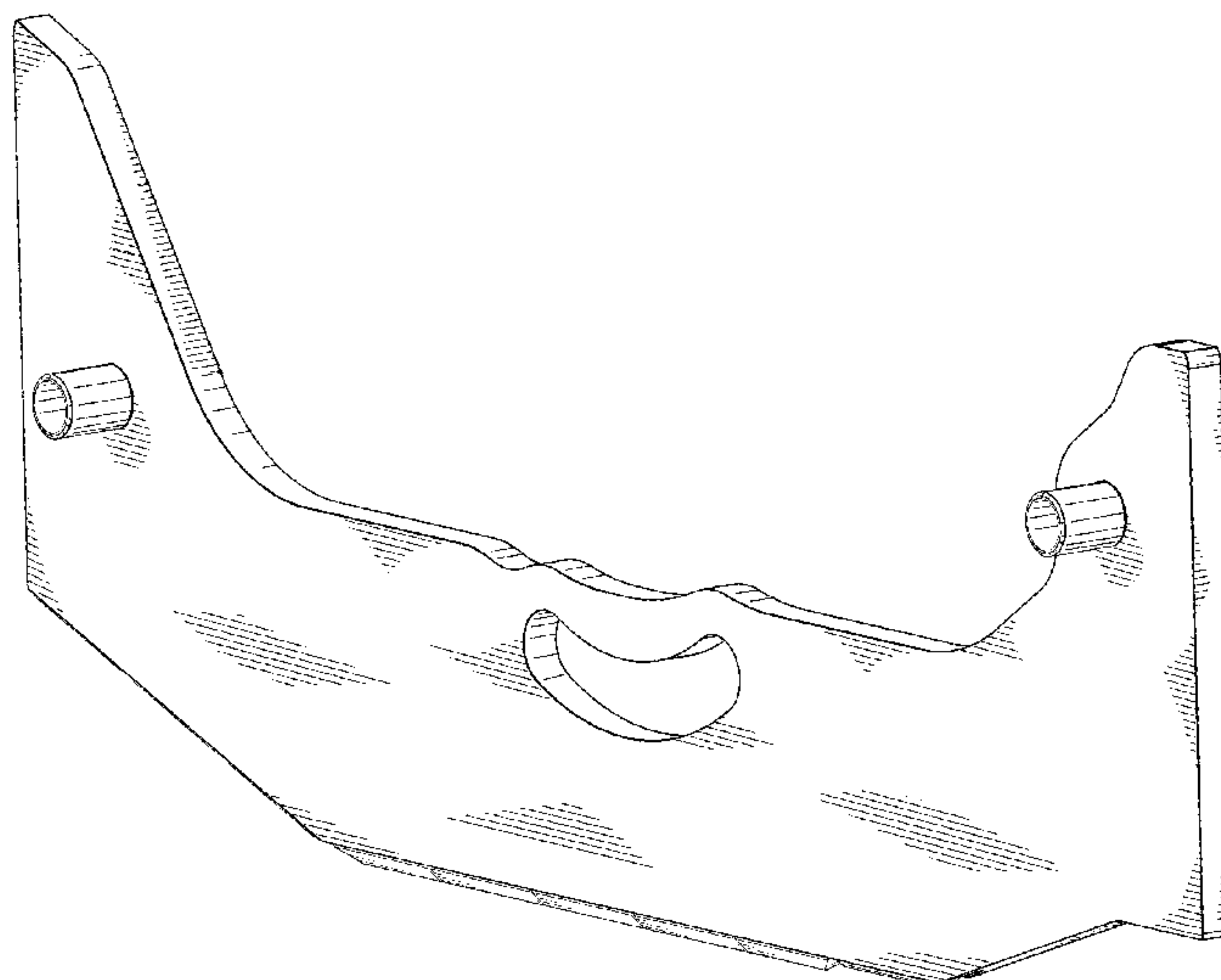
FIG. 1 is a perspective view taken from a rear, left side of a snowmobile ski runner according to our design; FIG. 2 is a left side elevation view thereof; FIG. 3 is a rear elevation view thereof; FIG. 4 is a right side elevation view thereof; FIG. 5 is a front elevation view thereof; FIG. 6 is a bottom plan view thereof; and, FIG. 7 is a top plan view thereof.

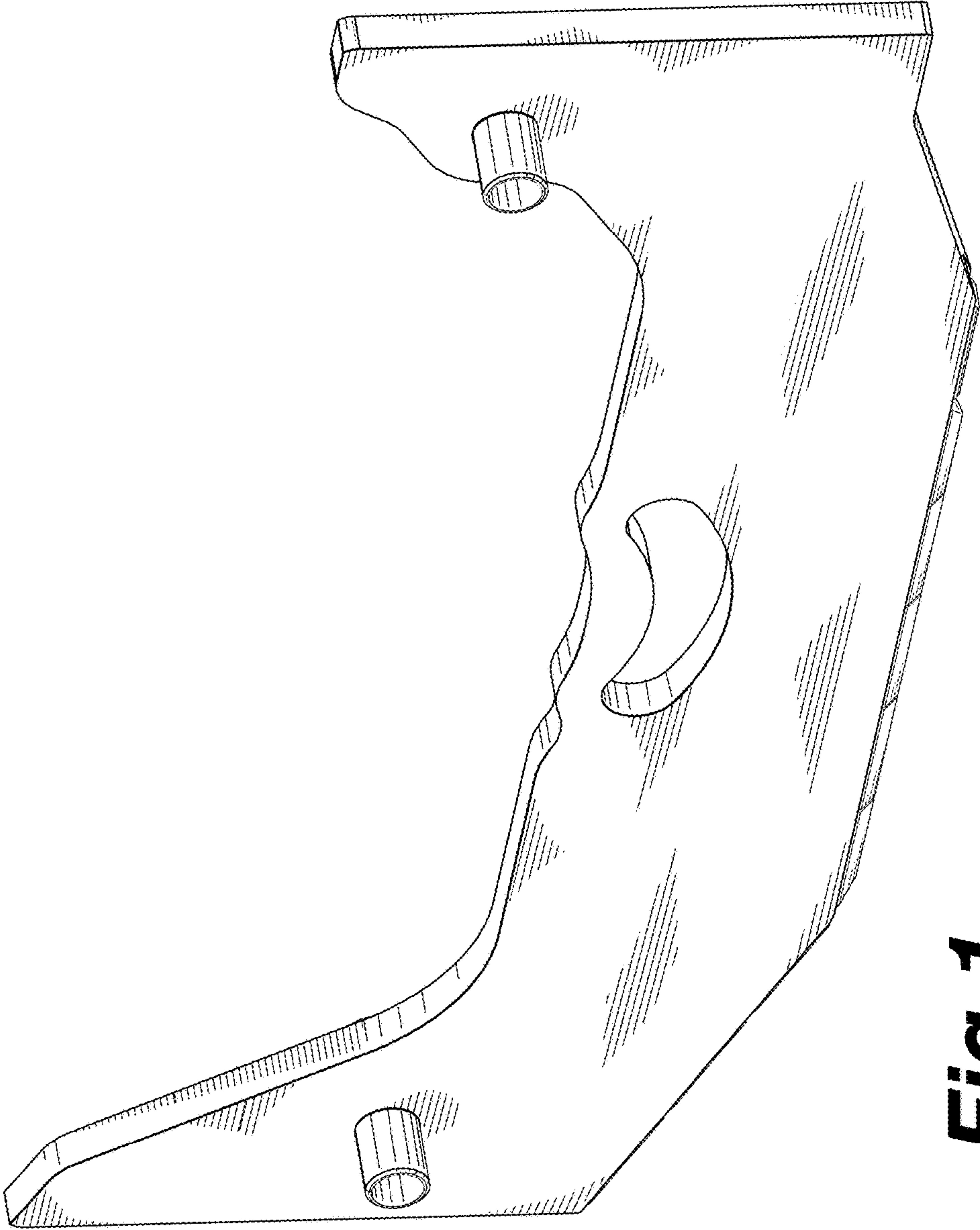
(56) **References Cited**

**U.S. PATENT DOCUMENTS**

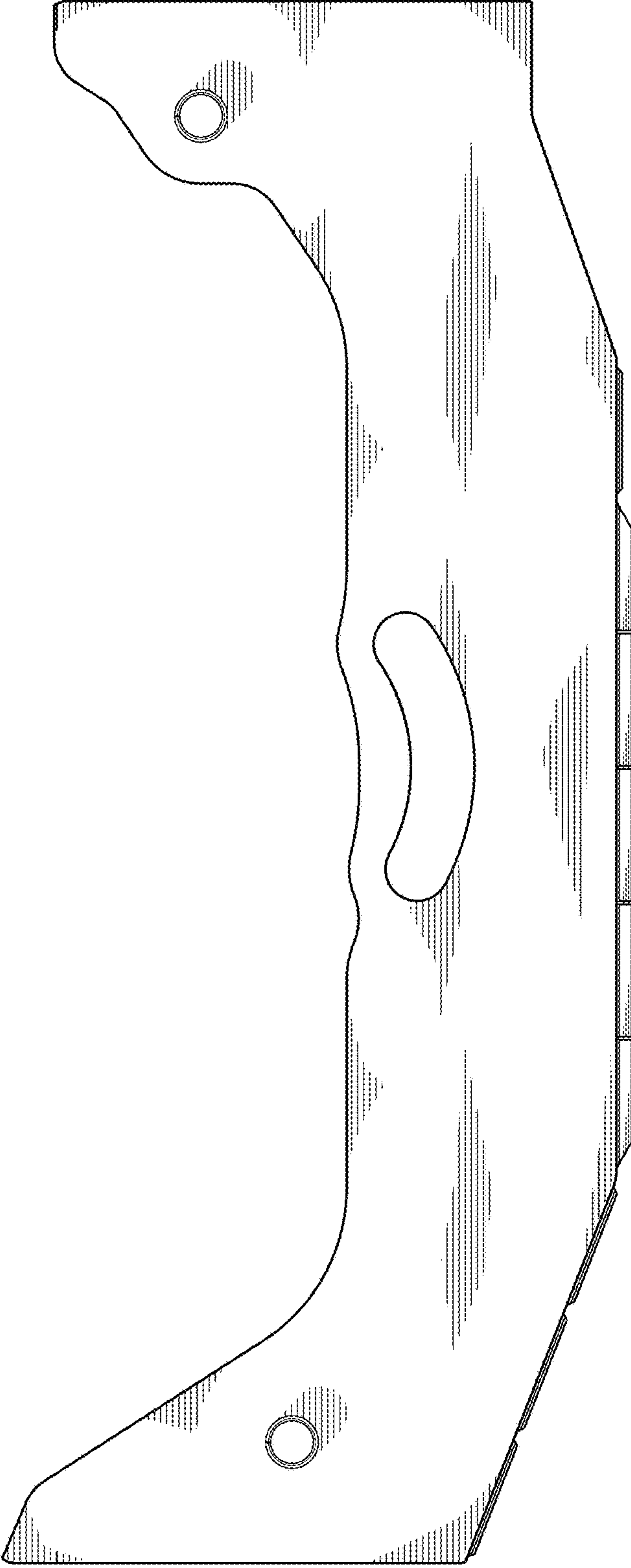
1,560,928 A 11/1925 Wolpert  
2,523,052 A 9/1950 Normandin  
3,583,722 A 6/1971 Jacobson  
3,643,977 A 2/1972 Berlenbach

**1 Claim, 7 Drawing Sheets**

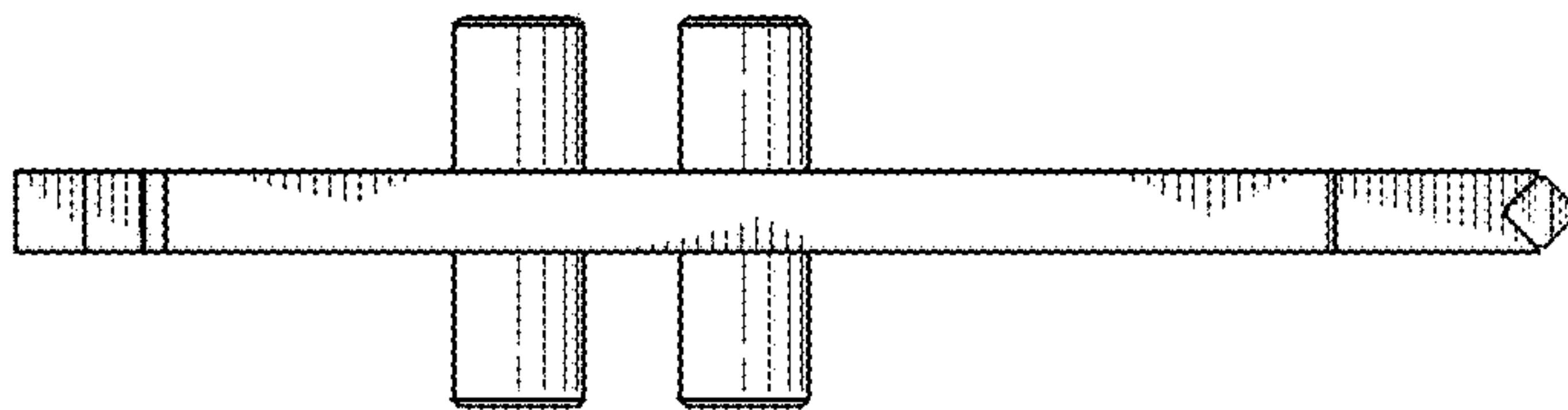




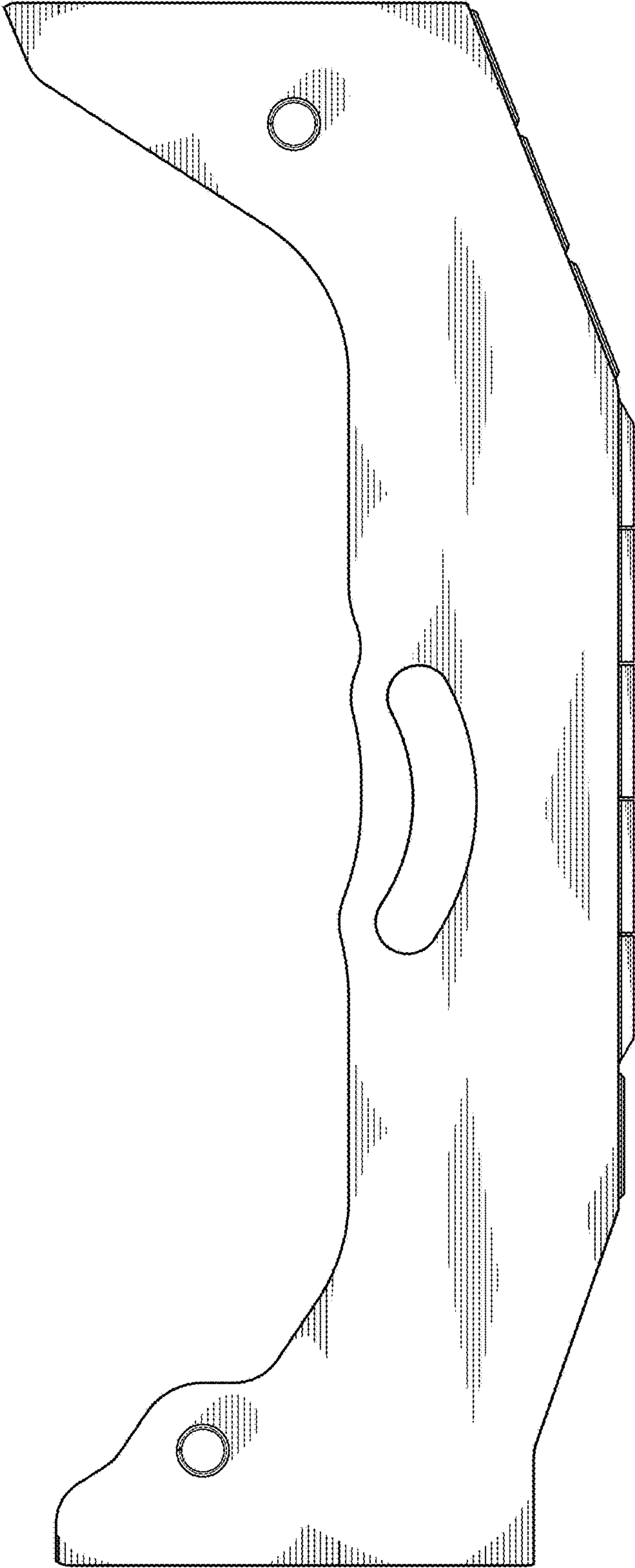
**Fig. 1**



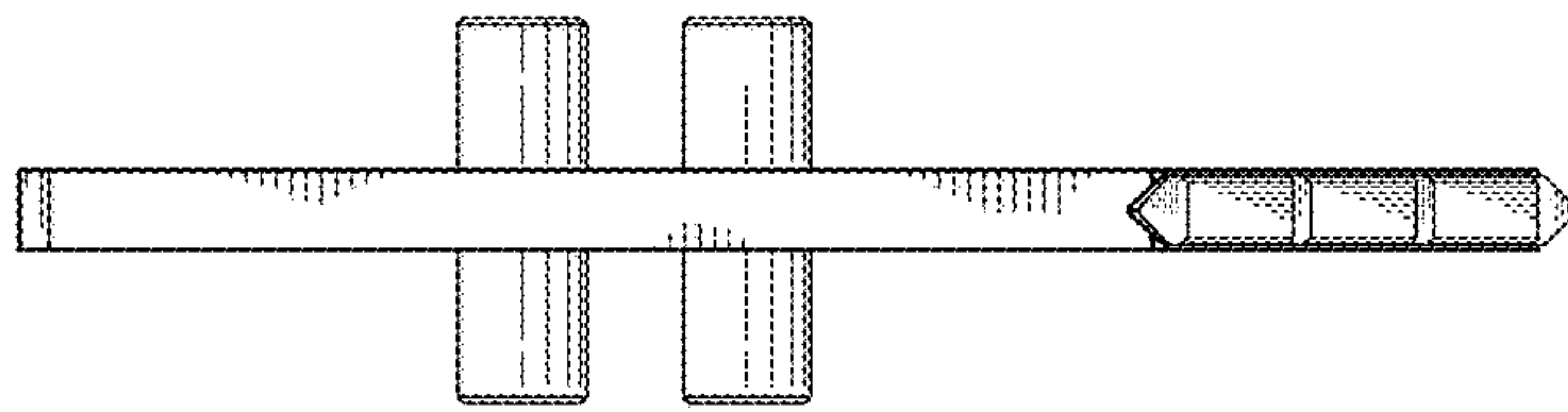
**Fig. 2**



**Fig. 3**

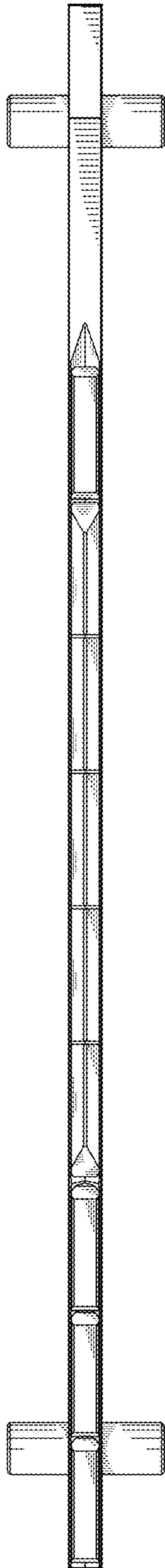


**Fig. 4**

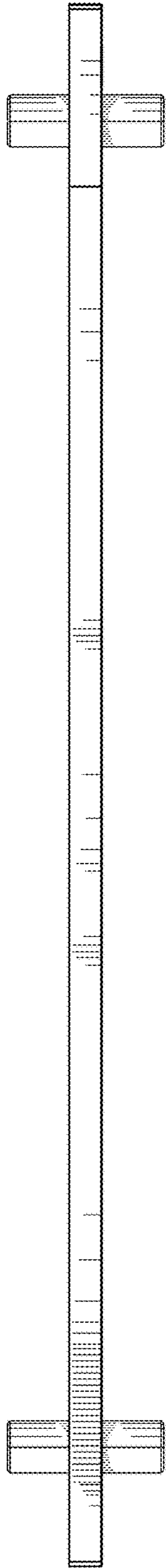


**Fig. 5**





**Fig. 6**



**Fig. 7**