



US00D834981S

(12) **United States Design Patent** (10) **Patent No.:** **US D834,981 S**
Grois (45) **Date of Patent:** **** Dec. 4, 2018**

(54) **COMBINED DISPLAY APPARATUS AND JEWELRY ITEM**
(71) Applicant: **Dan Grois**, Beer-Sheva (IL)
(72) Inventor: **Dan Grois**, Beer-Sheva (IL)
(**) Term: **15 Years**
(21) Appl. No.: **29/569,305**
(22) Filed: **Jun. 25, 2016**
(51) **LOC (11) Cl.** **11-01**
(52) **U.S. Cl.**
USPC **D11/2; D11/79; D14/344**
(58) **Field of Classification Search**
USPC D11/1-18, 26, 40-43, 79-86; D14/344;
D21/436, 443; D24/100-104; D1/127,
D1/13, 199
CPC A44C 7/00; A44C 7/002; A44C 7/004;
A44C 7/005; A44C 25/00; A44C 25/001;
A44C 5/00; A44C 5/0007; A44C 5/0015;
A44C 5/0023; A44C 5/003; A44C
5/0038; A44C 5/0046; A44C 5/0053;
A44C 5/0061; A44C 5/0069; A44C
5/0076; A44C 5/0084; A44C 5/0092;
A44C 5/12; A44C 9/00; A44C 9/0038;
A44C 9/0046; A44C 9/0053; A44C
9/0061; A44C 9/0069; A44C 9/0084;
A44C 9/02; A44C 15/00; A44C 15/001;
A44C 15/0015; A44C 15/002; A44C
15/0025; A44C 15/003; A44C 15/004;
G06F 1/163
See application file for complete search history.

(56) **References Cited**
U.S. PATENT DOCUMENTS
D214,956 S * 8/1969 Barth D11/44
D238,089 S * 12/1975 Poulin D11/81
D238,090 S * 12/1975 Poulin D11/81

4,101,955 A * 7/1978 DuNah A44C 15/0015
63/18
D263,937 S * 4/1982 Gordan D11/7
D264,058 S * 4/1982 Gordan D11/7
D369,191 S * 4/1996 Dunipace D21/443
D386,222 S * 11/1997 Dunipace D21/443
D388,134 S * 12/1997 Dunipace D21/443
D390,282 S * 2/1998 Burdick D21/443
D401,288 S * 11/1998 Dunipace D21/443
D401,289 S * 11/1998 Dunipace D21/443
D402,318 S * 12/1998 Dunipace D21/443
D414,823 S * 10/1999 Gardner D21/443
D436,428 S * 1/2001 Wolff D1/127
6,196,025 B1 * 3/2001 Moshkovitz A44C 25/001
63/1.11
D469,239 S * 1/2003 Hodgdon D1/130
D478,944 S * 8/2003 Peterson D21/443
D501,517 S * 2/2005 Vodhanel, Jr. A63H 33/18
D21/443
D527,428 S * 8/2006 Cooper D21/443

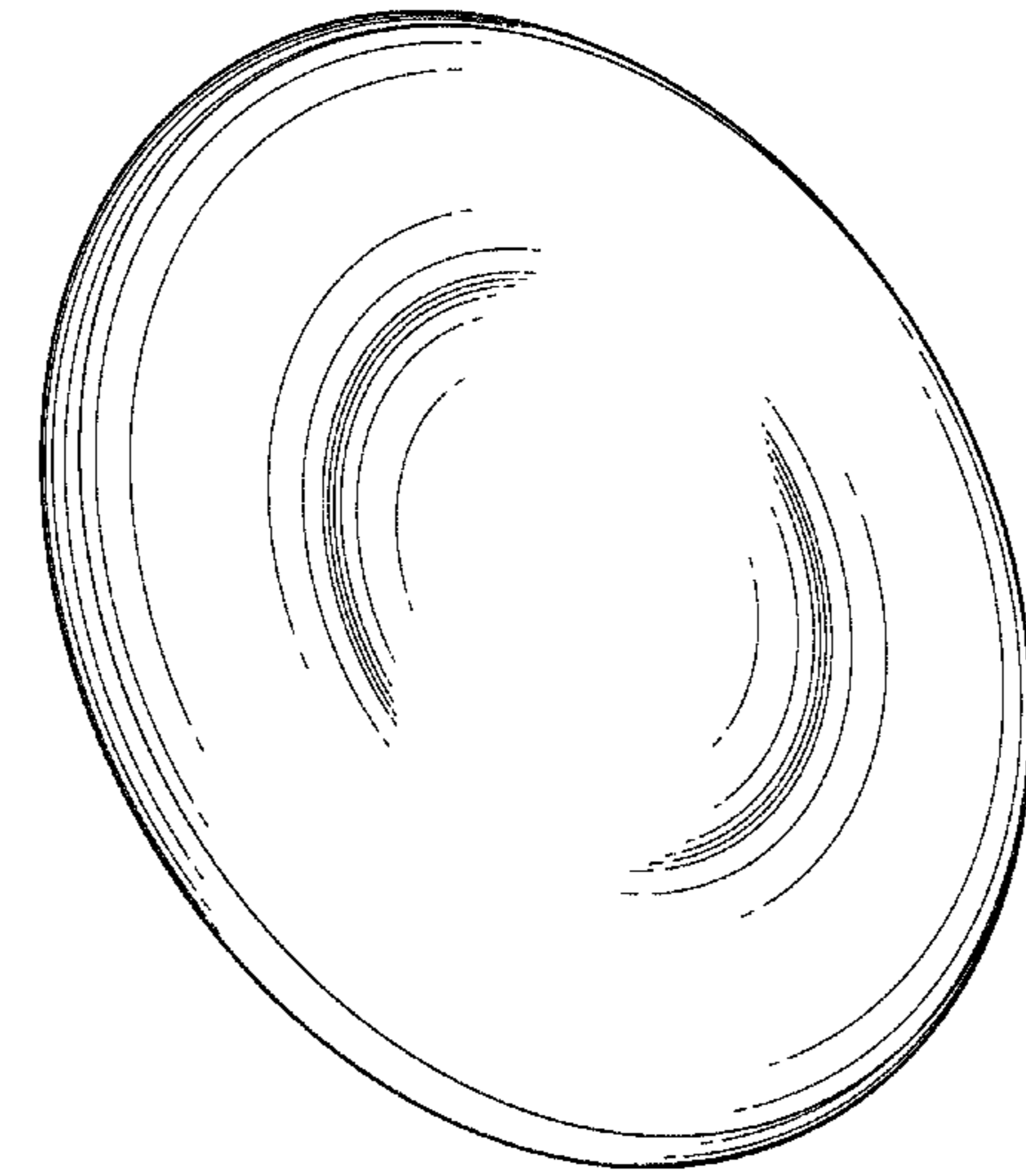
(Continued)

Primary Examiner — Cynthia Ramirez
Assistant Examiner — L. Martinez-Rivera

(57) **CLAIM**
The ornamental design for a combined display apparatus and jewelry item, as shown and described.

DESCRIPTION
FIG. 1 is a front perspective view of a combined display apparatus and jewelry item showing our new design;
FIG. 2 is a front view thereof;
FIG. 3 is a rear view thereof;
FIG. 4 is a rear perspective view thereof;
FIG. 5 is a left-side view thereof, the right-side view being a mirror image thereof; and,
FIG. 6 is a top plan view thereof, the bottom plan view being a mirror image thereof.
The broken lines in the figures represent portions of the combined display apparatus and jewelry item that form no part of the claimed design.

1 Claim, 6 Drawing Sheets



(56)

References Cited

U.S. PATENT DOCUMENTS

D542,026 S 5/2007 Gotlieb
D542,359 S * 5/2007 Vodhanel, Jr. A63H 33/18
D21/443
D556,269 S * 11/2007 Lee D11/81
D563,820 S * 3/2008 Walsh D11/7
D572,315 S * 7/2008 Sowinski D21/443
D613,737 S * 4/2010 Ahlstrom D14/344
D621,399 S * 8/2010 Ahlstrom D14/344
D659,197 S * 5/2012 Slone D21/443
8,240,868 B1 * 8/2012 Sims A44C 15/0015
63/19
8,241,153 B2 * 8/2012 Williams A63H 33/18
D21/443
D683,516 S * 6/2013 Elias D21/443
D712,299 S * 9/2014 DiPietro D11/79
D713,404 S * 9/2014 Green D14/344
D715,667 S * 10/2014 Shigeno D10/70
D725,714 S * 3/2015 Kim D21/443
D758,909 S * 6/2016 Young D11/26
D775,981 S * 1/2017 Yu D10/70
D776,285 S * 1/2017 Dinger D24/186
D778,370 S * 2/2017 Moore D21/443
2008/0161023 A1 * 7/2008 Ko A44C 15/0015
455/462

* cited by examiner




Fig. 1



Fig. 2




Fig. 3

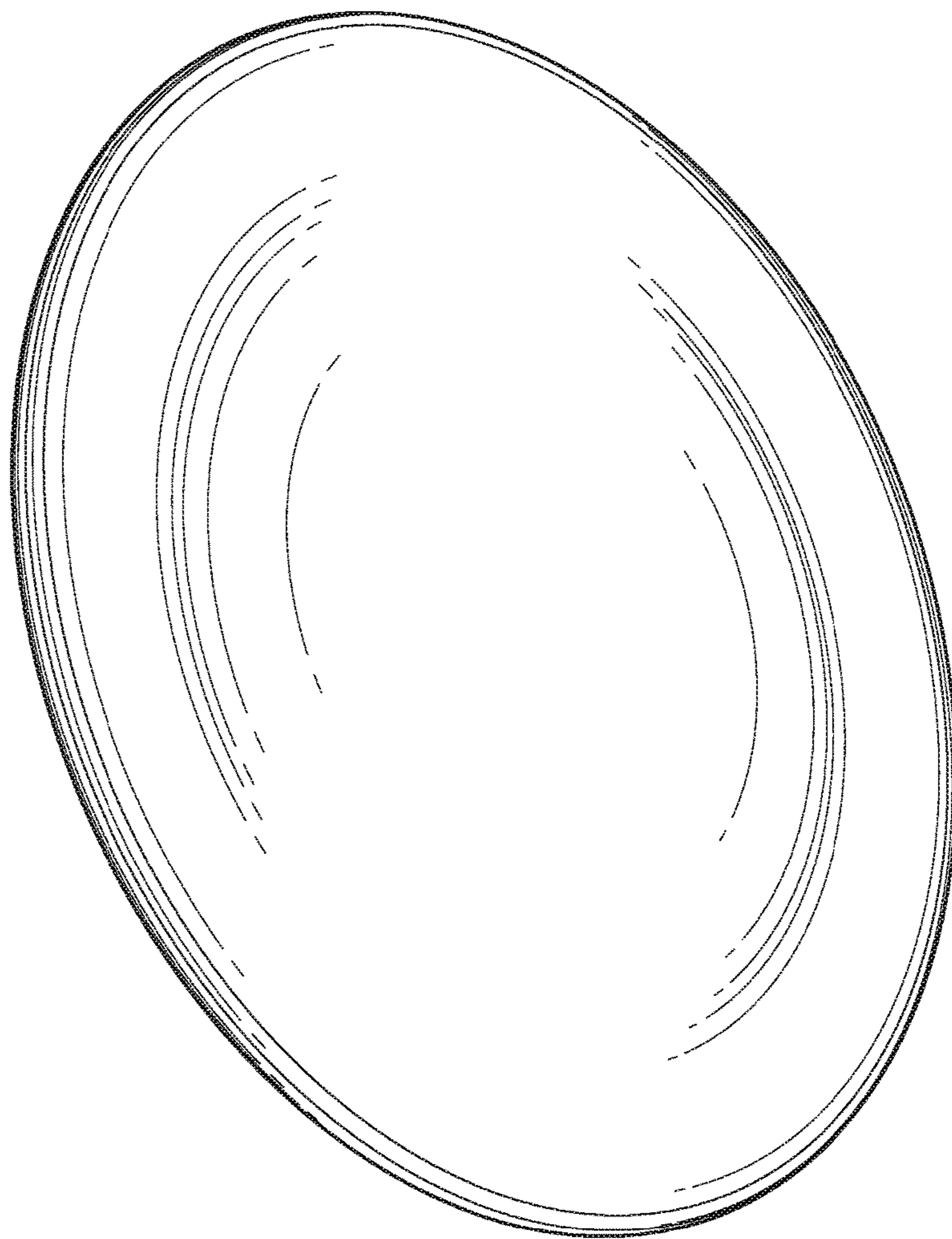


Fig. 4



Fig. 5



Fig. 6