



US00D834917S

(12) **United States Design Patent**  
**Alberti et al.**

(10) **Patent No.:** **US D834,917 S**

(45) **Date of Patent:** **\*\* Dec. 4, 2018**

(54) **HINGE**

(71) Applicant: **SGUINZI PIETRO S.P.A.**, Gaggiano (IT)

(72) Inventors: **Alessandro Alberti**, Gaggiano (IT);  
**Stefano Lovati**, Gaggiano (IT)

(73) Assignee: **SGUINZI PIETRO S.P.A.**, Gaggiano (MI) (IT)

(\*\*) Term: **15 Years**

(21) Appl. No.: **29/627,101**

(22) Filed: **Nov. 22, 2017**

(30) **Foreign Application Priority Data**

May 25, 2017 (EM) ..... 004017887

(51) **LOC (11) Cl.** ..... **08-06**

(52) **U.S. Cl.**  
USPC ..... **D8/323**

(58) **Field of Classification Search**  
USPC ..... D8/323, 328, 327; 16/374; D14/440  
CPC .. E05D 1/00; E05D 11/06; E05D 5/10; E05D  
3/02; A47K 13/12  
See application file for complete search history.

(56) **References Cited**

**U.S. PATENT DOCUMENTS**

RE24,841 E \* 6/1960 Roche ..... F16B 12/60  
D8/323  
D478,495 S \* 8/2003 Votruba ..... D8/323

D562,108 S \* 2/2008 Pester ..... D8/323  
D611,337 S \* 3/2010 Hasegawa ..... D8/402  
D611,544 S \* 3/2010 Liptan ..... D19/88  
D716,129 S \* 10/2014 Kashiwaguma ..... D8/323  
D716,608 S \* 11/2014 Tosin ..... D7/405  
D717,634 S \* 11/2014 Lu ..... D8/323  
D737,113 S \* 8/2015 Held ..... D8/323  
D757,517 S \* 5/2016 Tosin ..... D8/323  
D758,163 S \* 6/2016 Tosin ..... D8/323  
D765,488 S \* 9/2016 Held ..... D8/323  
D780,553 S \* 3/2017 Tung ..... D8/323

\* cited by examiner

*Primary Examiner* — Cynthia R Underwood

(74) *Attorney, Agent, or Firm* — Shuttleworth & Ingersoll, PLC; Timothy J. Klima


(57) **CLAIM**

The ornamental design for hinge, as shown and described.

**DESCRIPTION**

FIG. 1 is a front perspective view of a first embodiment of hinge;  
FIG. 2 is a front view of the embodiment thereof;  
FIG. 3 is a right side view of the embodiment thereof,  
FIG. 4 is a rear view of the embodiment thereof,  
FIG. 5 is a left side view of the embodiment thereof,  
FIG. 6 is a bottom view of the embodiment thereof; and,  
FIG. 7 is a top view of the embodiment thereof.

**1 Claim, 3 Drawing Sheets**



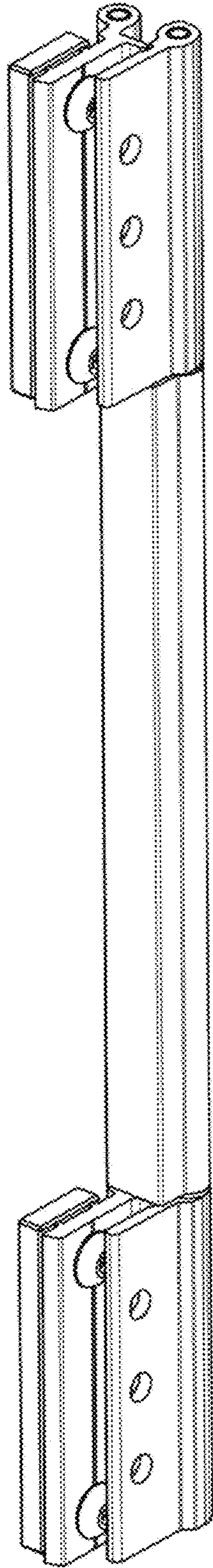


FIG. 1




FIG. 2




FIG. 3




FIG. 4




FIG. 5

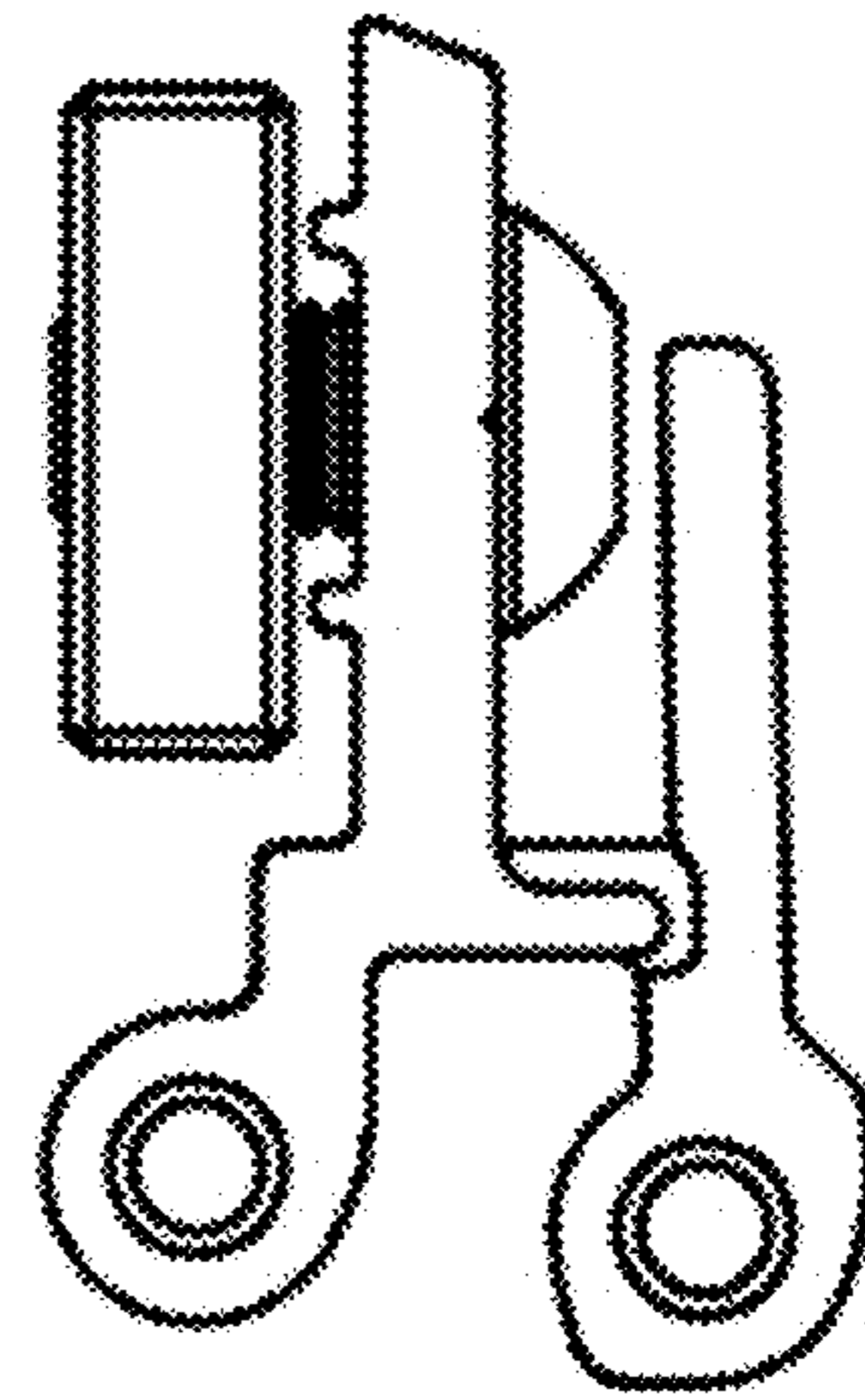


FIG. 6

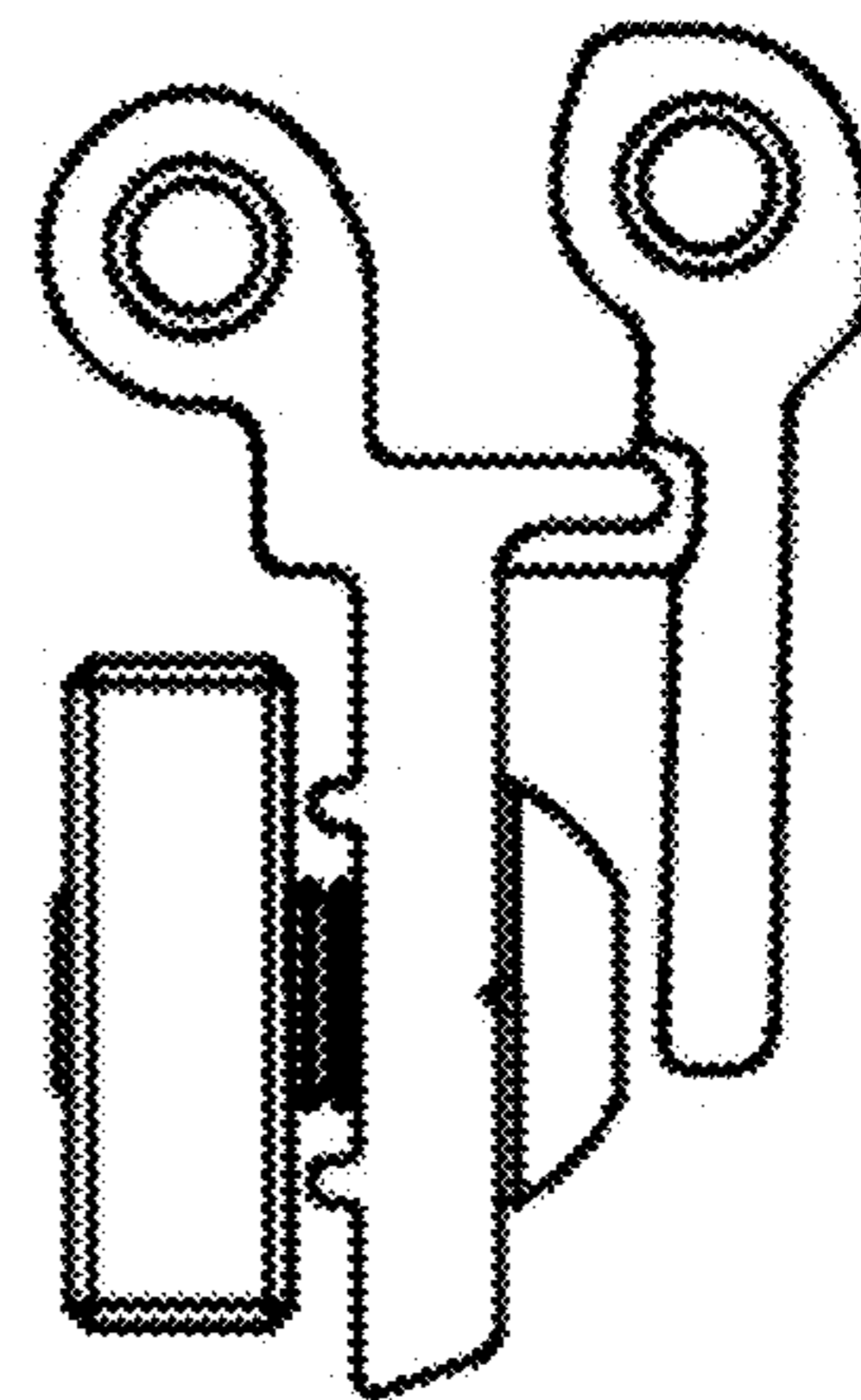


FIG. 7