



US00D834909S

(12) **United States Design Patent** (10) **Patent No.:** **US D834,909 S**
Poulos (45) **Date of Patent:** **** Dec. 4, 2018**

(54) **BREACHING TOOL**

FOREIGN PATENT DOCUMENTS

(71) Applicant: **Greg Poulos LLC**, Crystal Lake, IL (US)

EP 1057594 A2 12/2000

(72) Inventor: **Greg Poulos**, Crystal Lake, IL (US)

OTHER PUBLICATIONS

(73) Assignee: **Greg Poulos LLC**, Crystal Lake, IL (US)

Cadex Defence, Tactical Breaching Hammer, Product Information, Copyright 2016 Cadex Defence, <http://www.cadexdefence.com/products/breaching-and-method-of-entry/tactical-breaching-hammer/>, 2 pages.

(**) Term: **15 Years**

(Continued)

(21) Appl. No.: **29/604,128**

Primary Examiner — Philip S Hyder

(22) Filed: **May 15, 2017**

(74) *Attorney, Agent, or Firm* — Quarles & Brady LLP

(51) **LOC (11) Cl.** **08-02**

(52) **U.S. Cl.**
USPC **D8/78**

(57) **CLAIM**

(58) **Field of Classification Search**
USPC D8/75, 76, 77, 78, 79, 80, 81, 88, 89,
D8/105, 14
CPC B25F 1/003; B25F 1/006; B25F 15/00;
B25B 7/00; B25C 11/00; B25D 7/00;
B25D 1/00; B25D 1/04; B25D 1/045;
B25D 3/00

The ornamental design for a breaching tool, as shown and described.

See application file for complete search history.

DESCRIPTION

(56) **References Cited**

U.S. PATENT DOCUMENTS

1,613,729 A * 1/1927 Shearwood B25F 1/00
7/147
D186,972 S 12/1959 Unsinn
3,219,316 A 11/1965 Fried
D219,258 S 11/1970 Frye
D220,900 S 6/1971 Ziaylek, Jr.
3,705,430 A 12/1972 Ziaylek, Jr.
D226,162 S 1/1973 Ziaylek, Jr.
3,710,407 A 1/1973 Reid
D233,405 S 10/1974 Frey
4,773,577 A 9/1988 Mikula
5,009,010 A 4/1991 Burlison
D318,998 S 8/1991 Osborne
5,177,850 A 1/1993 Hull et al.

FIG. 1 is an isometric view of a front, top, and left side of an ornamental design for a breaching tool;
FIG. 2 is an isometric view of a rear, top, and left side of the breaching tool of FIG. 1;
FIG. 3 is a left side elevational view of the breaching tool of FIG. 1;
FIG. 4 is a right side elevational view of the breaching tool of FIG. 1;
FIG. 5 is a front elevational view of the breaching tool of FIG. 1;
FIG. 6 is a rear elevational view of the breaching tool of FIG. 1;
FIG. 7 is a top plan view of the breaching tool of FIG. 1; and, FIG. 8 is a bottom plan view of the breaching tool of FIG. 1.
The dash-dash-dash-dash lines depict portions of the breaching tool in which the design is embodied that are not considered part of the claimed design.

(Continued)

1 Claim, 3 Drawing Sheets



(56)

References Cited

U.S. PATENT DOCUMENTS

5,315,724 A 5/1994 Trujillo et al.
 D390,082 S 2/1998 Higgs
 6,035,946 A 3/2000 Studley et al.
 6,131,488 A 10/2000 Coonrad
 D478,265 S 8/2003 Chen
 D478,267 S 8/2003 Chen
 6,604,728 B1 8/2003 Boydon
 D496,244 S 9/2004 Boydon
 D498,402 S 11/2004 Hung
 D499,322 S 12/2004 Hung
 D507,167 S 7/2005 Richardson
 D522,340 S 6/2006 Hung
 D562,101 S 2/2008 Martone et al.
 D567,620 S 4/2008 Martone et al.
 D572,106 S 7/2008 Chen
 D577,273 S 9/2008 Chen
 D577,274 S 9/2008 Chen
 D577,978 S 10/2008 Chen
 D586,642 S 2/2009 Budacz, III
 D589,313 S 3/2009 Engelke
 D590,230 S 4/2009 Martone et al.
 D593,836 S 6/2009 Linskog
 D593,837 S 6/2009 Linskog
 D595,555 S 7/2009 Vanderbeek
 D601,400 S 10/2009 Delia
 D605,020 S 12/2009 Martone et al.
 D617,624 S 6/2010 Tygh
 7,774,882 B2 8/2010 Liou
 D623,919 S 9/2010 Chang
 D626,396 S 11/2010 Gehman et al.
 D637,058 S 5/2011 Gehman et al.
 D637,462 S 5/2011 Glynn et al.
 D639,131 S 6/2011 Winsor
 D644,083 S 8/2011 Dapkins, Jr. et al.
 8,117,702 B2 2/2012 Woolley et al.

D655,142 S 3/2012 Glynn et al.
 D673,022 S 12/2012 Rosenfeld
 8,393,596 B2 3/2013 Linskog
 D684,830 S 6/2013 Glynn et al.
 D688,926 S 9/2013 Ortiz
 8,677,537 B1 3/2014 Ingesson et al.
 8,794,597 B1 8/2014 Ingesson et al.
 D719,429 S 12/2014 Gillogly
 D726,522 S 4/2015 Wells
 D752,840 S * 3/2016 Smeaton D34/39
 D752,940 S 4/2016 Deng et al.
 D755,024 S 5/2016 Esty
 D769,097 S 10/2016 Welsh
 D795,668 S 8/2017 Poulos
 2002/0120987 A1 9/2002 Wozniak
 2003/0041385 A1 3/2003 Humphreys
 2004/0261188 A1 12/2004 Mathis
 2005/0102760 A1 5/2005 Hayhurst
 2007/0226913 A1 10/2007 Woolley et al.
 2007/0283503 A1 12/2007 Ryan
 2009/0094757 A1 4/2009 Newton et al.
 2009/0276962 A1 11/2009 Adams et al.
 2012/0085981 A1 4/2012 Linskog
 2013/0112045 A1 * 5/2013 Piveronas B25D 1/14
 81/26
 2013/0224701 A1 8/2013 Perrone
 2014/0131644 A1 5/2014 Brown et al.
 2014/0325765 A1 11/2014 Weddle
 2016/0115007 A1 4/2016 Liou
 2017/0051521 A1 2/2017 Bridges
 2017/0327363 A1 11/2017 Poulos

OTHER PUBLICATIONS

PCT International Search Report and Written Opinion, PCT/US2017/032766, Aug. 1, 2017, 14 pages.

* cited by examiner




FIG. 1

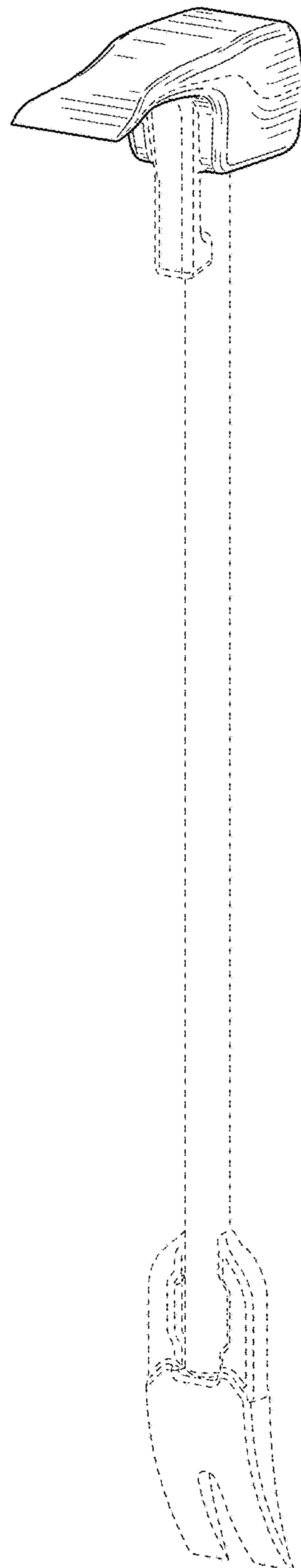


FIG. 2




FIG. 3




FIG. 4

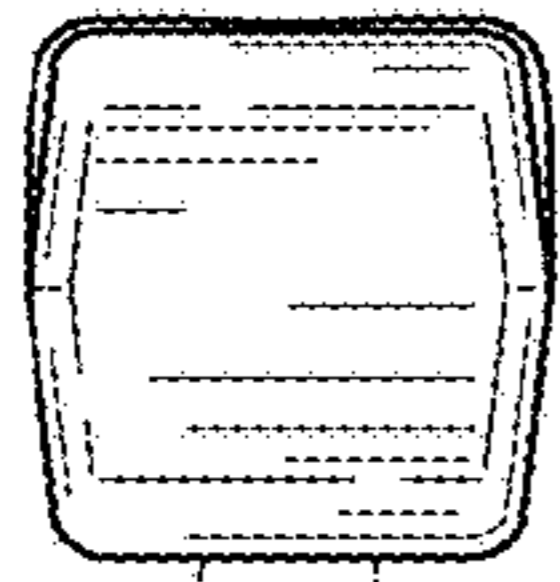


FIG. 5

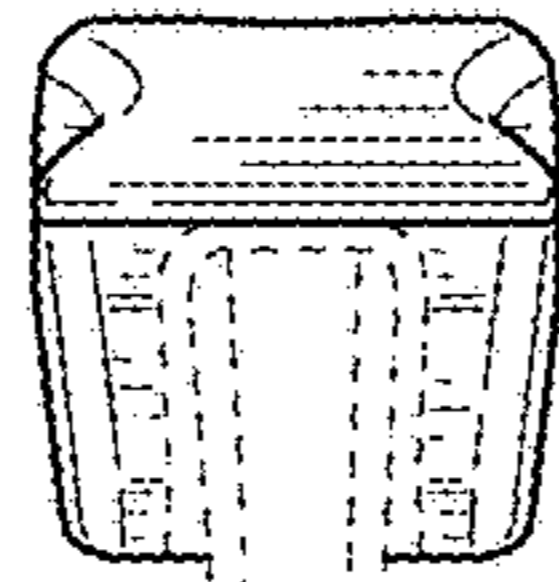


FIG. 6

FIG. 7

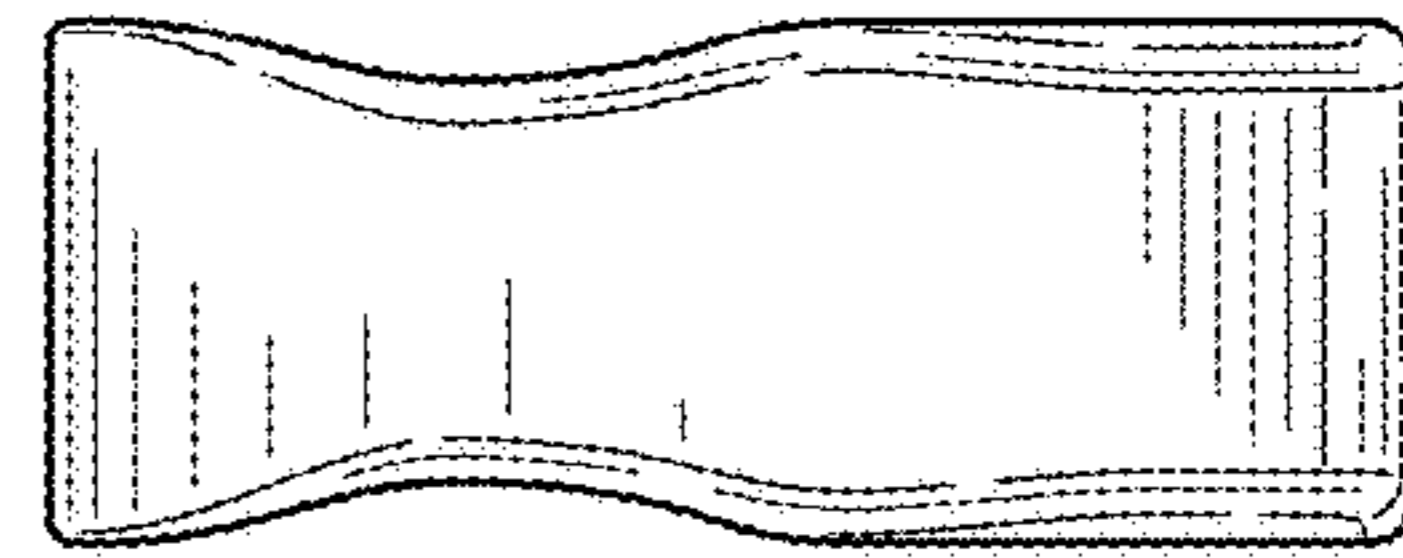


FIG. 8

