



US00D834907S

(12) **United States Design Patent** (10) **Patent No.:** **US D834,907 S**  
**Poillot** (45) **Date of Patent:** **\*\* Dec. 4, 2018**

- (54) **PLIERS**
- (71) Applicant: **Stanley Works (Europe) GmbH,**  
Dubendorf (CH)
- (72) Inventor: **Anthony Poillot,** Besancon (FR)
- (73) Assignee: **Stanley Works (Europe) GmbH,**  
Dubendorf (CH)
- (\*\*) Term: **15 Years**
- (21) Appl. No.: **29/610,742**
- (22) Filed: **Jul. 14, 2017**

**Related U.S. Application Data**

- (62) Division of application No. 29/545,418, filed on Nov. 12, 2015, now Pat. No. Des. 792,181.

**Foreign Application Priority Data**

- May 12, 2015 (EM) ..... 002699454-0005

- (51) **LOC (11) Cl.** ..... **08-05**

- (52) **U.S. Cl.**  
USPC ..... **D8/52**

- (58) **Field of Classification Search**  
USPC ..... D8/4, 5, 51-60, 105, 107  
CPC .... B25B 7/00; B25B 7/06; B25B 7/10; B25B  
7/12; B25B 7/14; B25B 7/123  
See application file for complete search history.

(56) **References Cited**

**U.S. PATENT DOCUMENTS**

- 3,657,949 A \* 4/1972 Myers ..... B25B 7/10  
81/370
- D261,096 S \* 10/1981 Petersen ..... D8/22
- 4,297,756 A \* 11/1981 Lance ..... B25B 7/00  
7/127

- 5,351,585 A \* 10/1994 Leseberg ..... B25B 7/02  
81/370
- 5,385,072 A \* 1/1995 Neff ..... B25B 7/04  
81/356
- D358,746 S \* 5/1995 Neff ..... D8/52
- D399,398 S \* 10/1998 Neyton ..... D8/52
- D416,179 S \* 11/1999 Staton ..... D8/52
- D419,841 S \* 2/2000 Wrigley ..... D8/52
- D423,895 S \* 5/2000 Azkona ..... D8/60
- D428,317 S \* 7/2000 Lin ..... D8/52
- D428,785 S \* 8/2000 Jimenez ..... D8/52
- D437,756 S \* 2/2001 Lin ..... D8/52
- 6,199,458 B1 \* 3/2001 Wrigley ..... B25B 7/123  
81/319
- D447,027 S \* 8/2001 Lin ..... D8/52
- 6,279,433 B1 \* 8/2001 Chervenak ..... B25B 7/00  
81/177.2
- D449,208 S \* 10/2001 Ping ..... D8/52
- D453,287 S \* 2/2002 Picaza ..... D8/52
- D458,821 S \* 6/2002 Peperkorn ..... D8/52
- D458,822 S \* 6/2002 Peperkorn ..... D8/52
- 6,408,724 B1 \* 6/2002 Whiteford ..... B25B 7/123  
81/367

(Continued)

*Primary Examiner* — Deanna L Pratt  
(74) *Attorney, Agent, or Firm* — Caeden Drayton; Adan Ayala

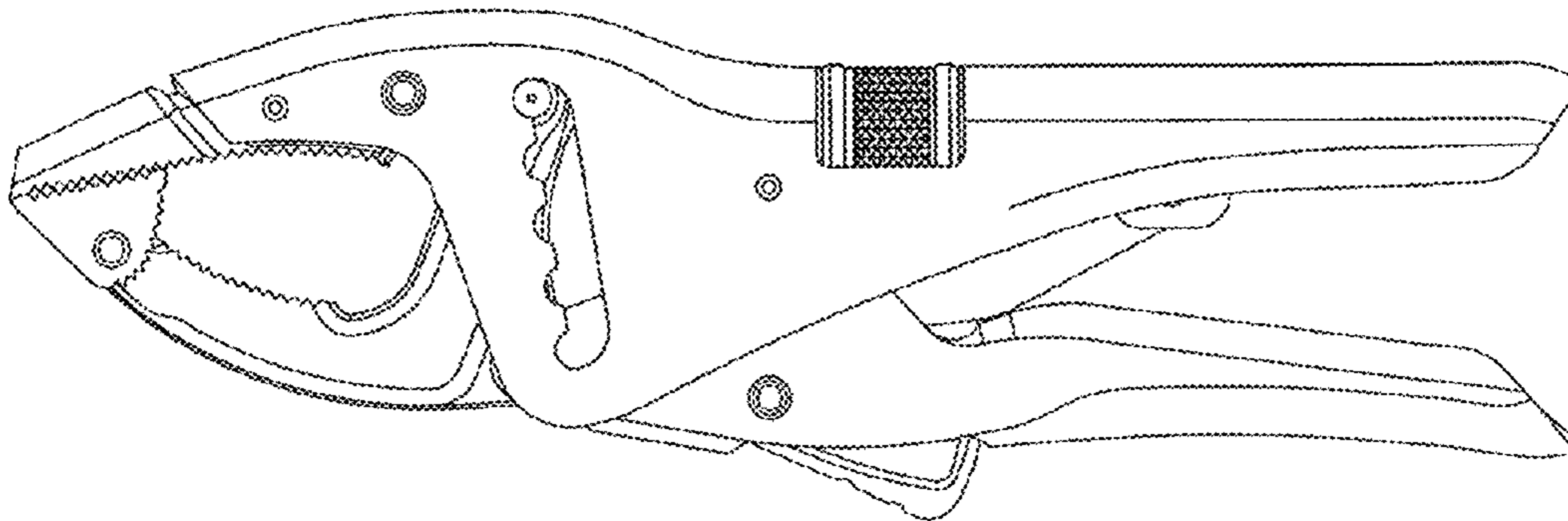
(57) **CLAIM**

The ornamental design for pliers, as shown and described.

**DESCRIPTION**

FIG. 1 is a perspective view of a first embodiment of a new design.  
FIG. 2 is a right side view thereof.  
FIG. 3 is a left side view thereof.  
FIG. 4 is a front view thereof.  
FIG. 5 is a back side view thereof.  
FIG. 6 is a top view thereof; and,  
FIG. 7 is a bottom view thereof.

**1 Claim, 7 Drawing Sheets**



(56)

**References Cited**

U.S. PATENT DOCUMENTS

D470,373	S	*	2/2003	Ferreria	.....	D8/52
6,626,070	B2	*	9/2003	Peperkorn	.....	B25B 7/123
						81/369
D499,320	S	*	12/2004	Seber	.....	D8/52
D538,121	S	*	3/2007	Seber	.....	D8/52
D599,637	S	*	9/2009	Valencia	.....	D8/52
D635,427	S	*	4/2011	Chervenak	.....	D8/52
D635,428	S	*	4/2011	Lucus	.....	D8/52
D651,060	S	*	12/2011	Chervenak	.....	D8/52
D653,092	S	*	1/2012	Carra	.....	D8/52
D792,181	S	*	7/2017	Poillot	.....	D8/52

\* cited by examiner

FIG. 1

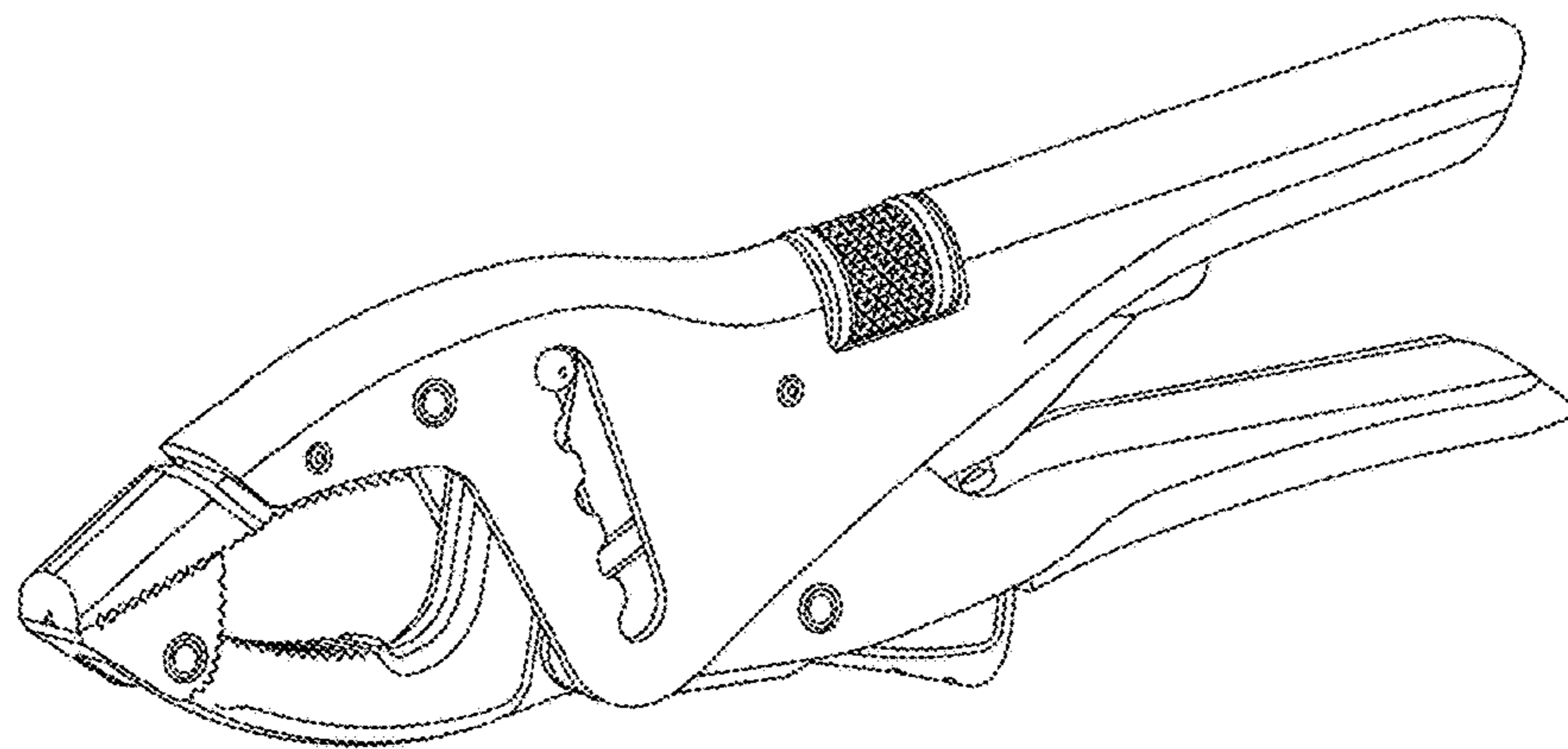


FIG. 2

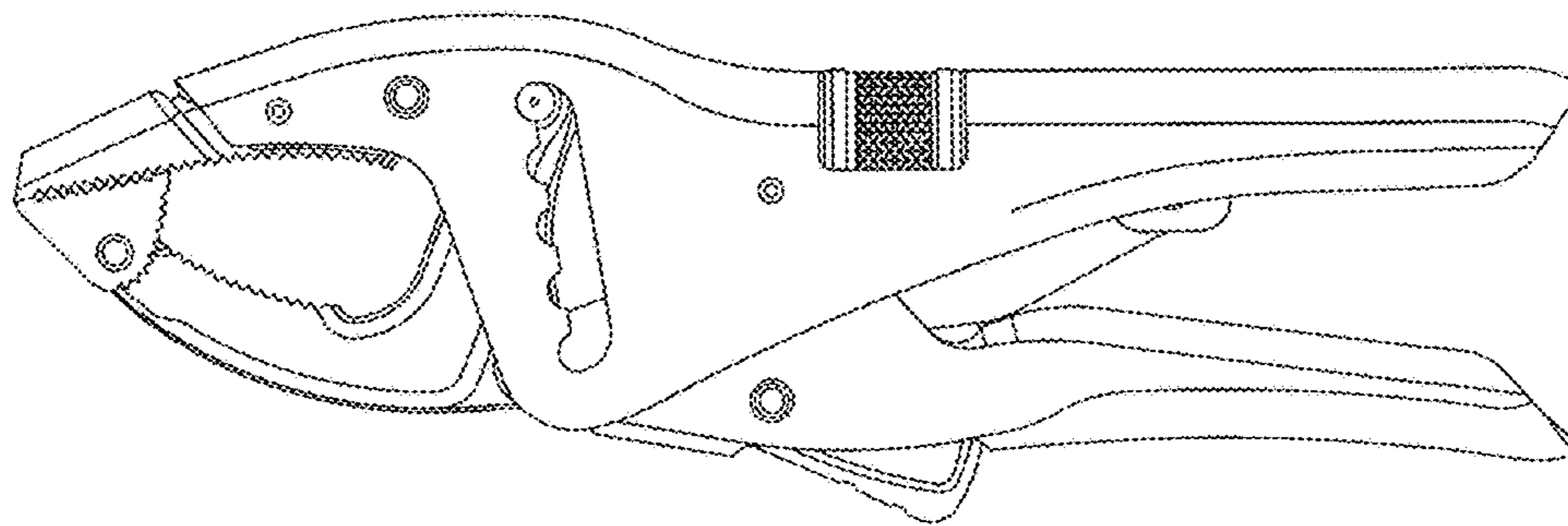


FIG. 3

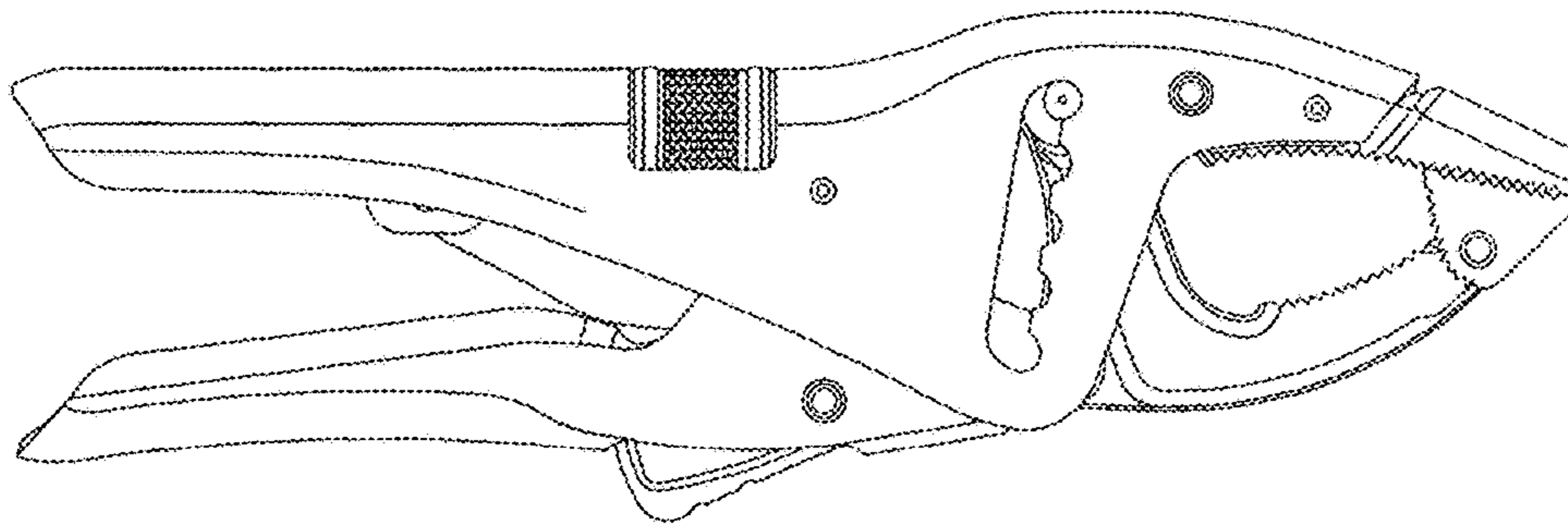


FIG. 4

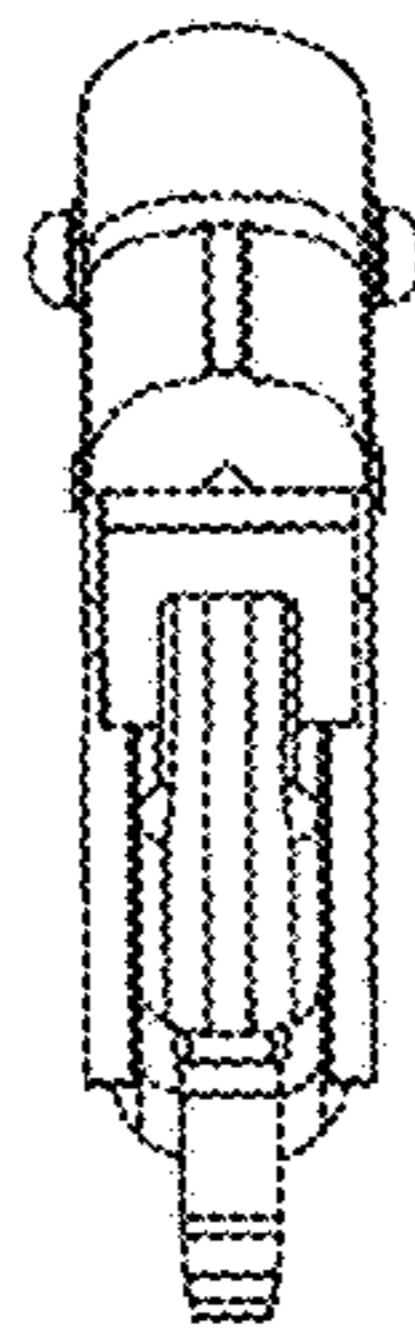


FIG. 5

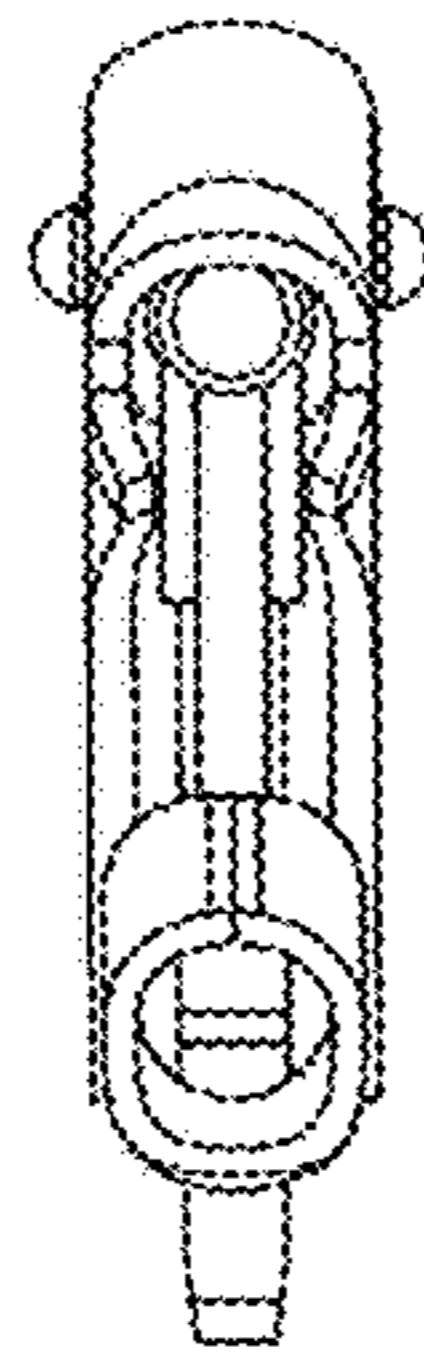


FIG. 6

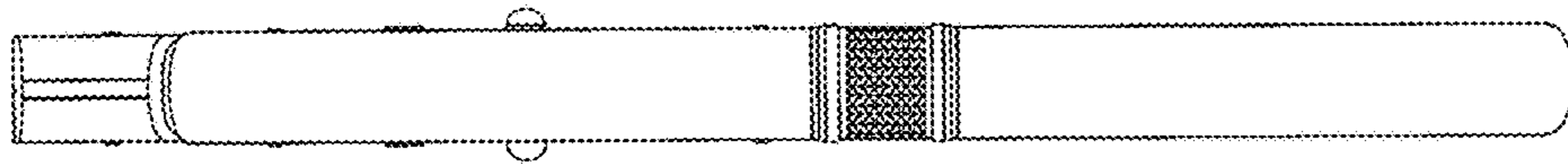




FIG. 7

