



US00D834905S

(12) **United States Design Patent** (10) **Patent No.:** **US D834,905 S**
Poillot (45) **Date of Patent:** **** Dec. 4, 2018**

- (54) **PLIERS**
- (71) Applicant: **Stanley Works (Europe) GmbH**,
Dubendorf (CH)
- (72) Inventor: **Anthony Poillot**, Besancon (FR)
- (73) Assignee: **Stanley Works (Europe) GmbH**,
Dubendorf (CH)
- (**) Term: **15 Years**
- (21) Appl. No.: **29/610,726**
- (22) Filed: **Jul. 14, 2017**

Related U.S. Application Data

- (62) Division of application No. 29/545,418, filed on Nov. 12, 2015, now Pat. No. Des. 792,181.

Foreign Application Priority Data

- May 12, 2015 (EM) 002699454-0002

(51) **LOC (11) Cl.** **08-05**

(52) **U.S. Cl.**
USPC **D8/52**

(58) **Field of Classification Search**
USPC D8/4, 5, 51-60, 105, 107
CPC B27B 7/00; B27B 7/06; B27B 7/10; B27B
7/12; B27B 7/14; B27B 7/123
See application file for complete search history.

References Cited

U.S. PATENT DOCUMENTS

- 3,657,949 A * 4/1972 Myers B25B 7/10
81/370
- D261,096 S * 10/1981 Petersen D8/22
- 4,297,756 A * 11/1981 Lance B25B 7/00
7/127

- 5,351,585 A * 10/1994 Leseberg B25B 7/02
81/370
- 5,385,072 A * 1/1995 Neff B25B 7/04
81/356
- D358,746 S * 5/1995 Neff D8/52
- D399,398 S * 10/1998 Neyton D8/52
- D416,179 S * 11/1999 Staton D8/52
- D419,841 S * 2/2000 Wrigley D8/52
- D423,895 S * 5/2000 Azkona D8/60
- D428,317 S * 7/2000 Lin D8/52
- D428,785 S * 8/2000 Jimenez D8/52
- D437,756 S * 2/2001 Lin D8/52
- 6,199,458 B1 * 3/2001 Wrigley B25B 7/123
81/319
- D447,027 S * 8/2001 Lin D8/52
- 6,279,433 B1 * 8/2001 Chervenak B25B 7/00
81/177.2
- D449,208 S * 10/2001 Ping D8/52
- D453,287 S * 2/2002 Picaza D8/52
- D458,821 S * 6/2002 Peperkorn D8/52
- D458,822 S * 6/2002 Peperkorn D8/52
- 6,408,724 B1 * 6/2002 Whiteford B25B 7/123
81/367

(Continued)

Primary Examiner — Deanna L Pratt

(74) *Attorney, Agent, or Firm* — Caeden Drayton; Adan Ayala

(57) **CLAIM**

The ornamental design for pliers, as shown and described.

DESCRIPTION

FIG. 1 is a perspective view of a first embodiment of a new design.

FIG. 2 is a right side view thereof.

FIG. 3 is a left side view thereof.

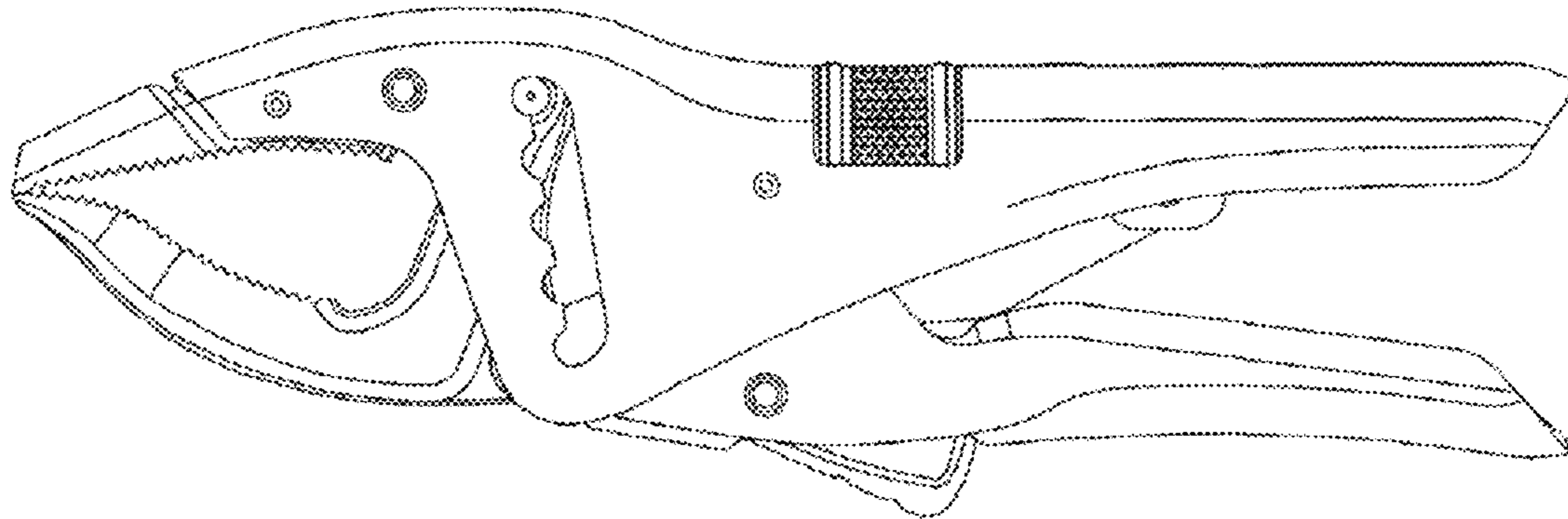
FIG. 4 is a front view thereof.

FIG. 5 is a back side view thereof.

FIG. 6 is a top view thereof; and,

FIG. 7 is a bottom view thereof.

1 Claim, 7 Drawing Sheets



(56)

References Cited

U.S. PATENT DOCUMENTS

D470,373	S *	2/2003	Ferreria	D8/52
6,626,070	B2 *	9/2003	Peperkorn	B25B 7/123
				81/369
D499,320	S *	12/2004	Seber	D8/52
D538,121	S *	3/2007	Seber	D8/52
D599,637	S *	9/2009	Valencia	D8/52
D635,427	S *	4/2011	Chervenak	D8/52
D635,428	S *	4/2011	Lucus	D8/52
D651,060	S *	12/2011	Chervenak	D8/52
D653,092	S *	1/2012	Carra	D8/52
D792,181	S *	7/2017	Poillot	D8/52

* cited by examiner

FIG. 1

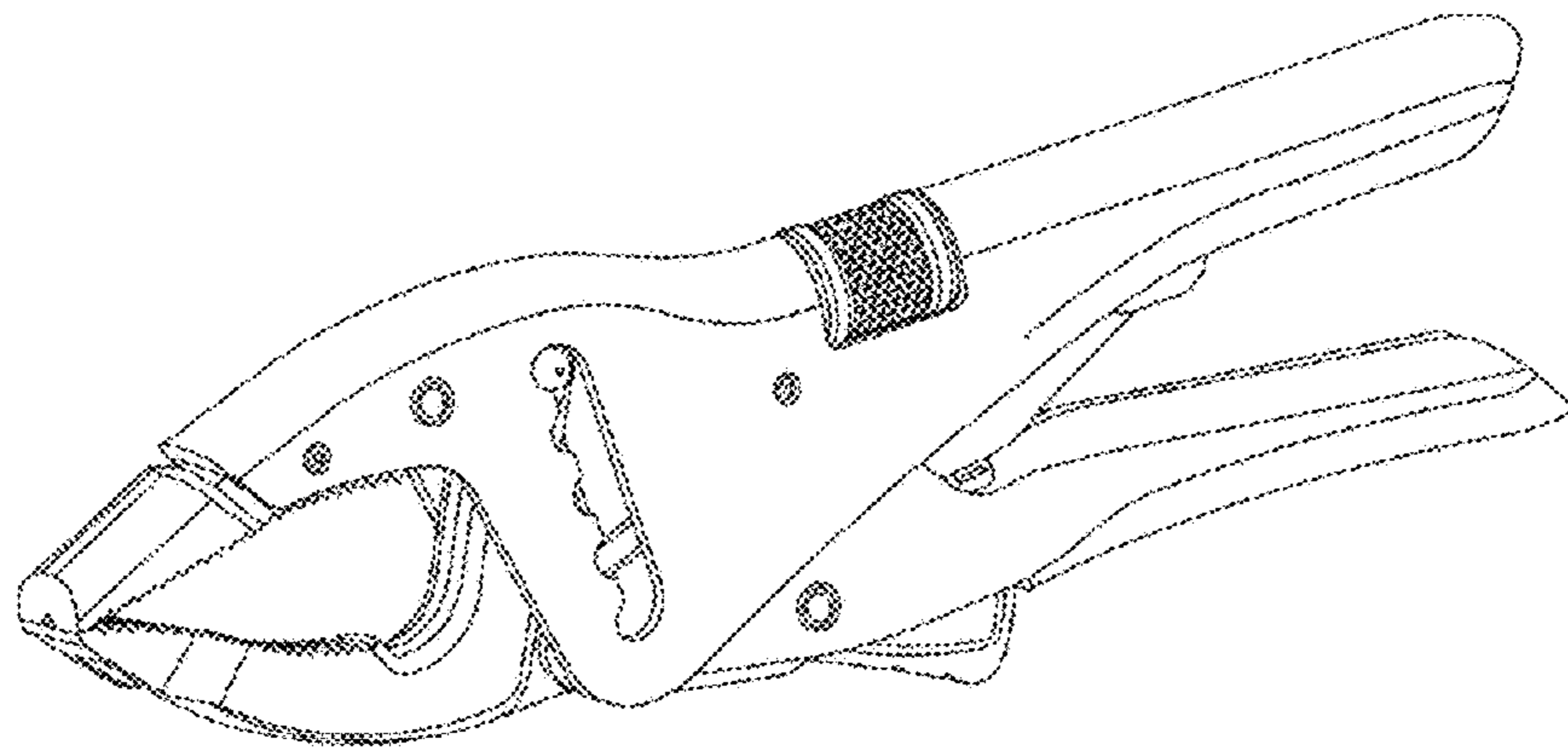


FIG. 2

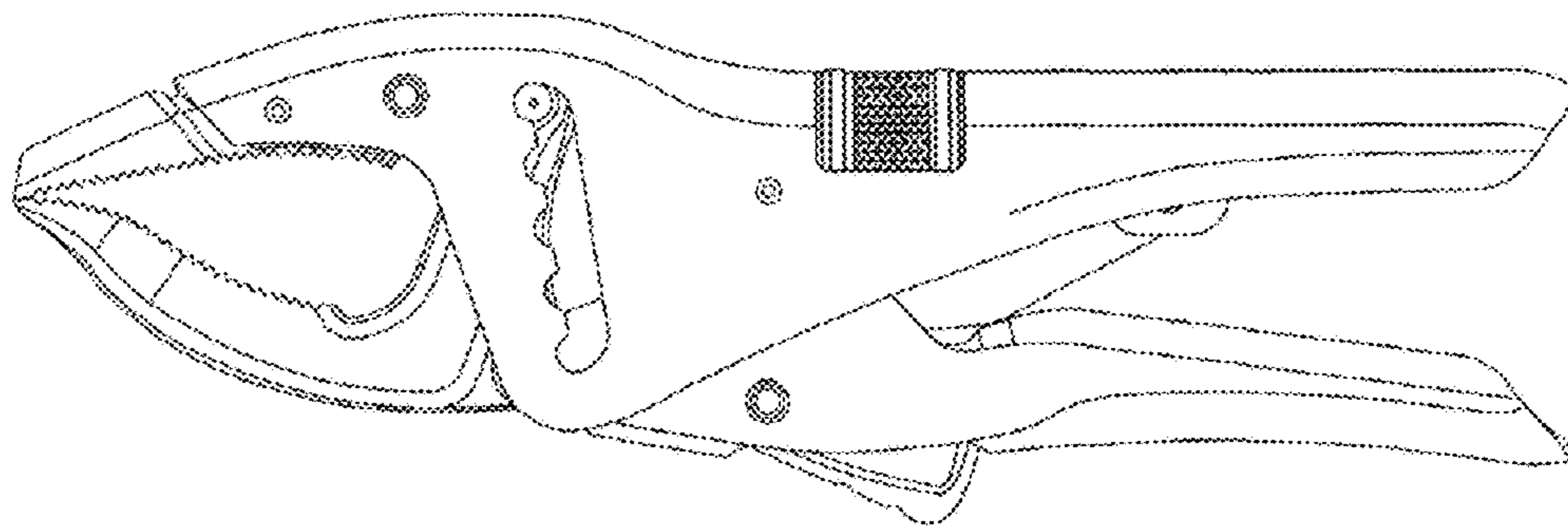


FIG. 3

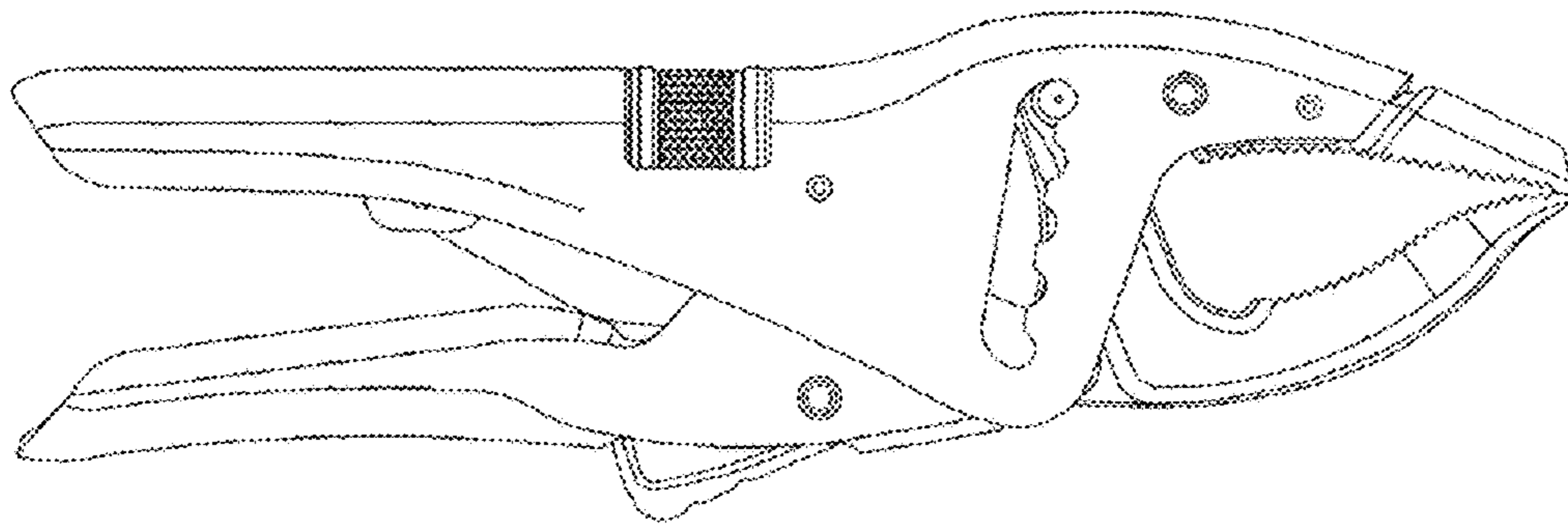


FIG. 4

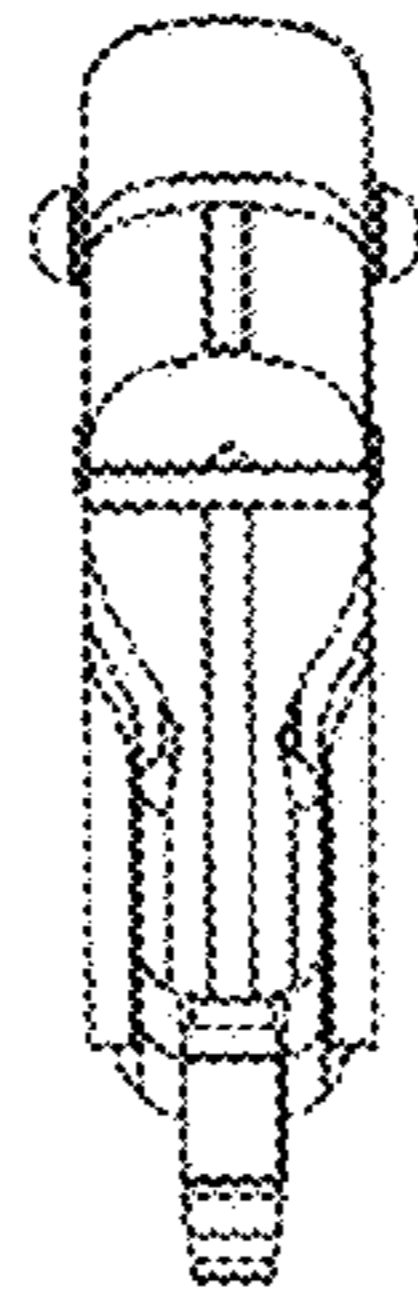


FIG. 5

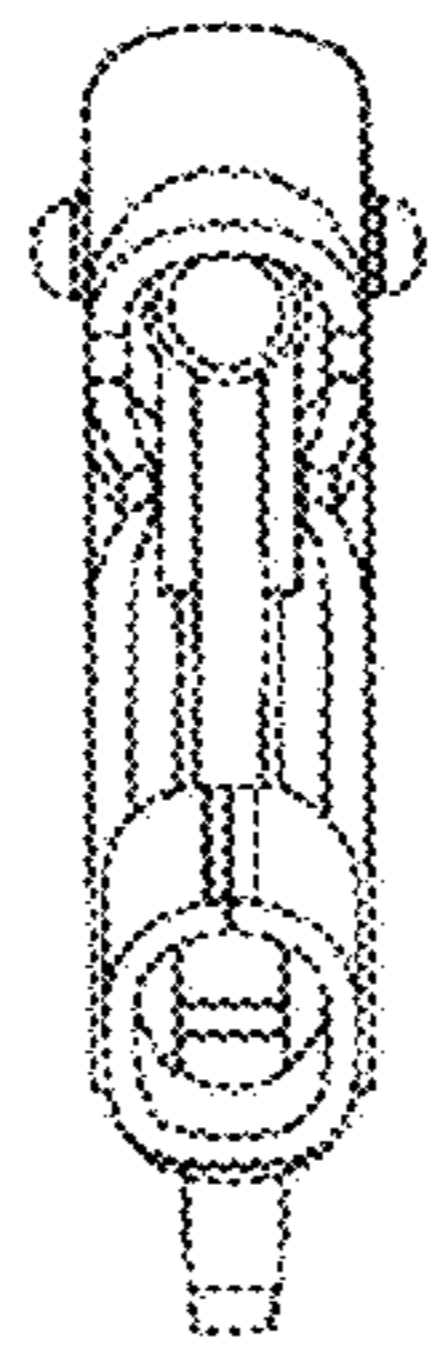


FIG. 6

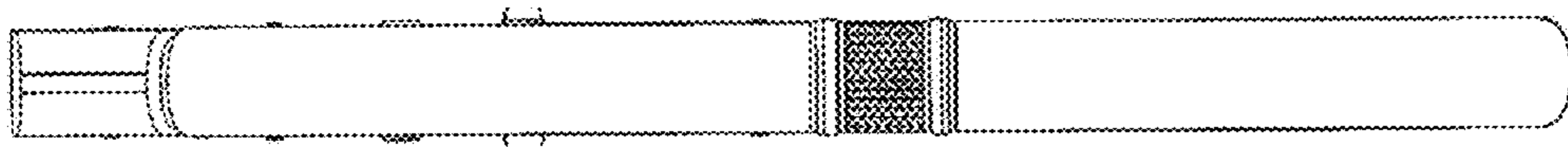


FIG. 7

