



US00D834896S

(12) **United States Design Patent** (10) **Patent No.:** **US D834,896 S**
Appelbaum et al. (45) **Date of Patent:** **** Dec. 4, 2018**

(54) **CHILD'S FEEDING SPOON**

(56) **References Cited**

(71) Applicants: **Alaina Appelbaum**, Brooklyn, NY
(US); **Daan Alexander Hekking**, Umea
(SE)

U.S. PATENT DOCUMENTS

2,295,847	A *	9/1942	Hume	A47G 21/04 30/328
D171,270	S *	1/1954	Sweeney	D7/653
D281,135	S *	10/1985	Jagger	D7/663
D409,880	S *	5/1999	Bergkvist	D7/653
D413,049	S *	8/1999	Bergkvist	D7/653
D422,851	S *	4/2000	Joergensen	D7/653
D561,540	S *	2/2008	Rhodes, II	D7/653
D614,922	S *	5/2010	Sierra	A47G 21/04 D7/653
D615,367	S *	5/2010	Sierra	D7/653
D615,368	S *	5/2010	Sierra	D7/653
D621,229	S *	8/2010	De Bretton Gordon	D7/642
D682,613	S *	5/2013	De Leo	D7/401.2
D690,156	S *	9/2013	Apple	D7/401.2

(72) Inventors: **Alaina Appelbaum**, Brooklyn, NY
(US); **Daan Alexander Hekking**, Umea
(SE)

(73) Assignee: **HELEN OF TROY LIMITED**, St.
Michael (BB)

(**) Term: **15 Years**

* cited by examiner

(21) Appl. No.: **29/623,036**

(22) Filed: **Oct. 21, 2017**

Primary Examiner — Ricky Pham

(51) **LOC (11) Cl.** **07-03**

(52) **U.S. Cl.**
USPC **D7/653; D7/401.2**

(57) **CLAIM**

The ornamental design for a child's feeding spoon, as shown, and described.

(58) **Field of Classification Search**
USPC D4/138; D7/368, 401.2, 642-645,
D7/653-664, 669, 675-677, 683,
D7/688-689, 691; D8/107, 300-301;
D22/117-118

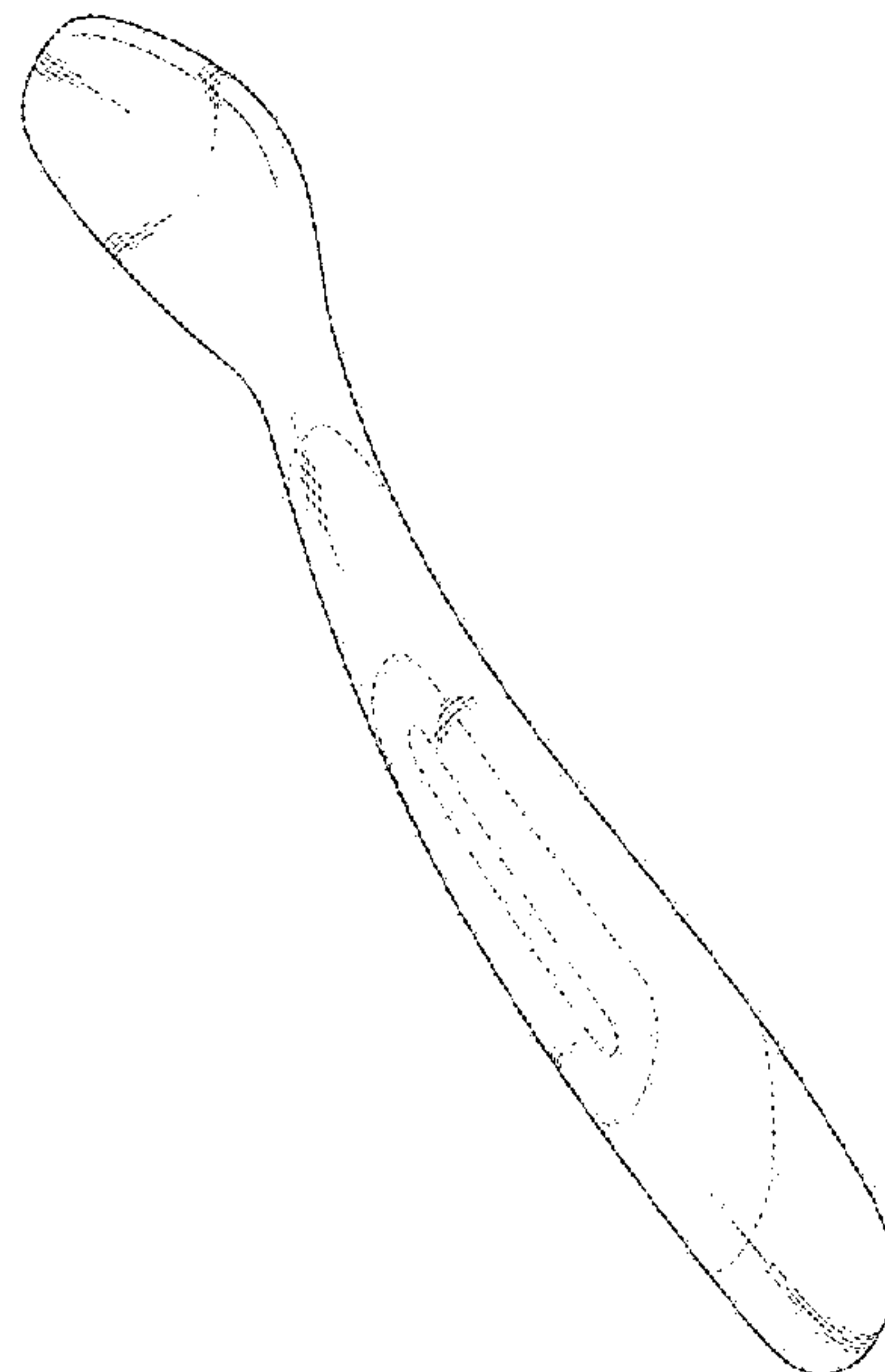
DESCRIPTION

CPC ... A01D 9/02; A01D 9/04; A01D 9/06; A47G
21/00; A47G 21/004; A47G 21/005;
A47G 21/02; A47G 21/023; A47G 21/04;
A47G 21/06; A47G 21/08; A47J 43/28;
A47J 43/281; A47J 43/282; A61F 13/10;
A61J 7/0023; B25G 1/00; B25G 1/01;
B25G 1/02; B25G 3/00; B65D 75/56;
B65D 75/563; B65D 75/566; B67B 7/00;
B67B 7/38; B67B 7/724; B67B 7/73

FIG. 1 is a perspective view of the child's feeding spoon;
FIG. 2 is a top view thereof;
FIG. 3 is a bottom view thereof;
FIG. 4 is a right side view thereof (with the left side a mirror
image thereof);
FIG. 5 is a rear elevation view thereof; and,
FIG. 6 is a front elevation view thereof.
The broken lines represent structure and form no part of the
claimed design.

See application file for complete search history.

1 Claim, 6 Drawing Sheets



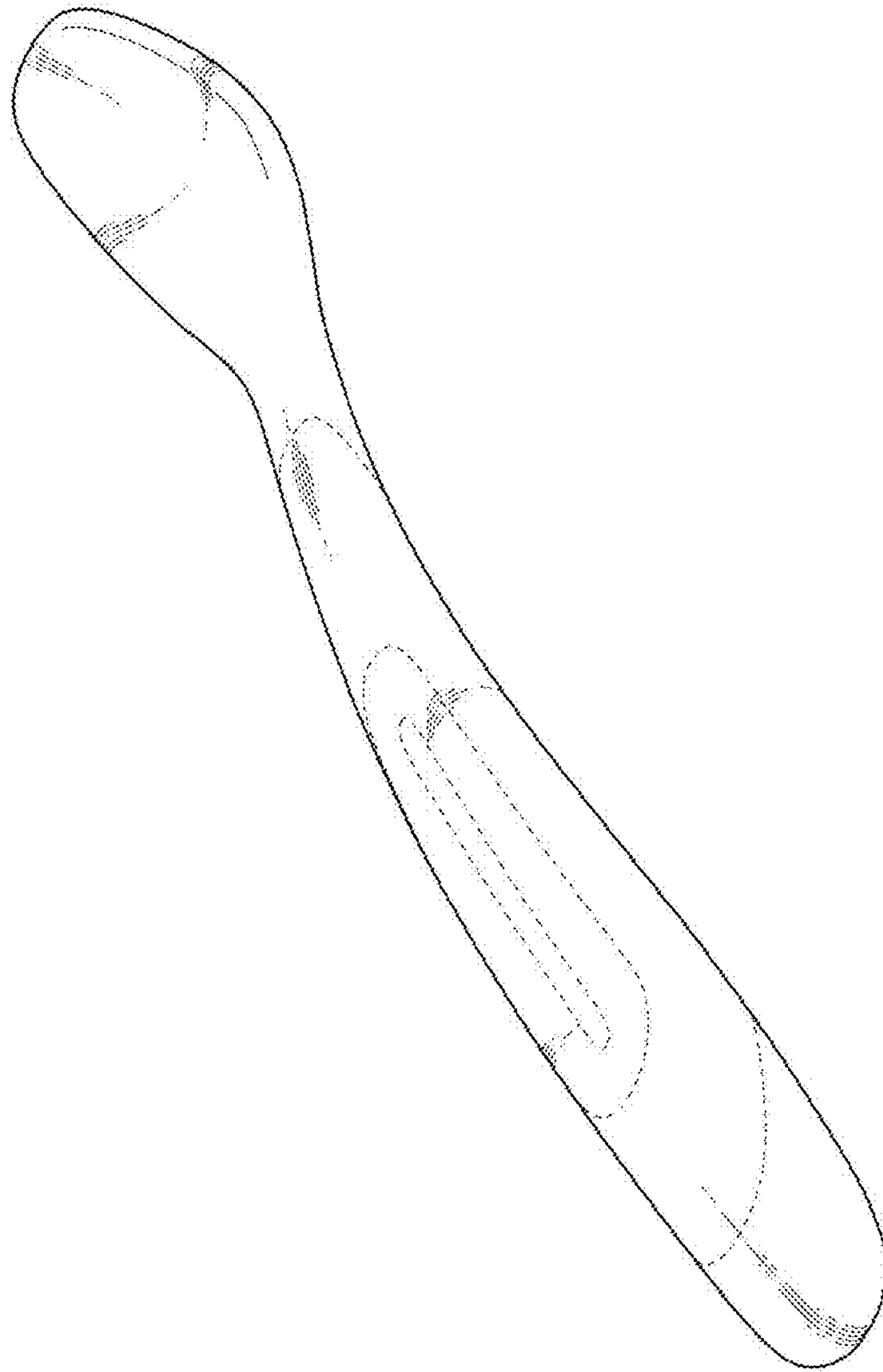


FIG. 1

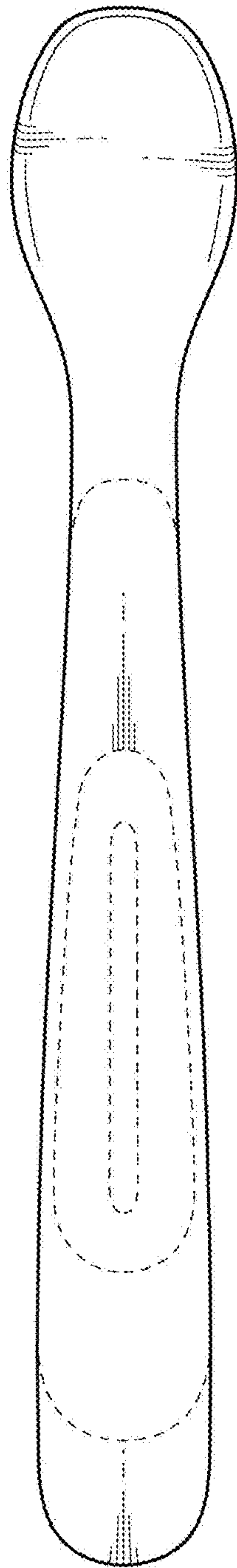


FIG. 2

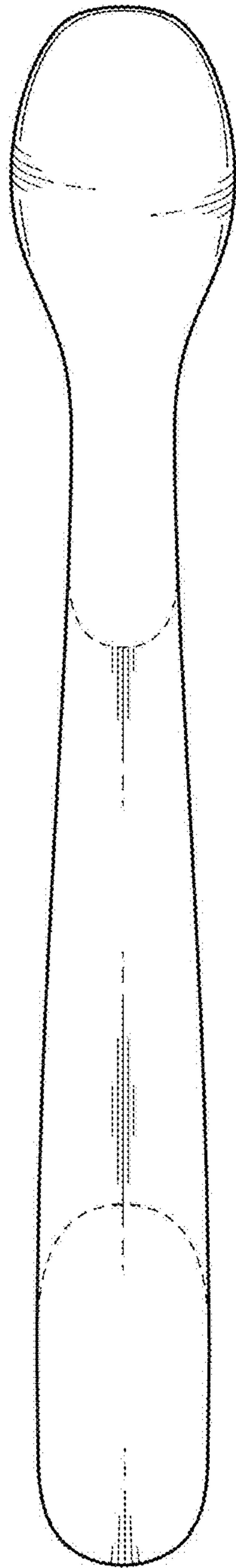


FIG. 3



FIG. 4

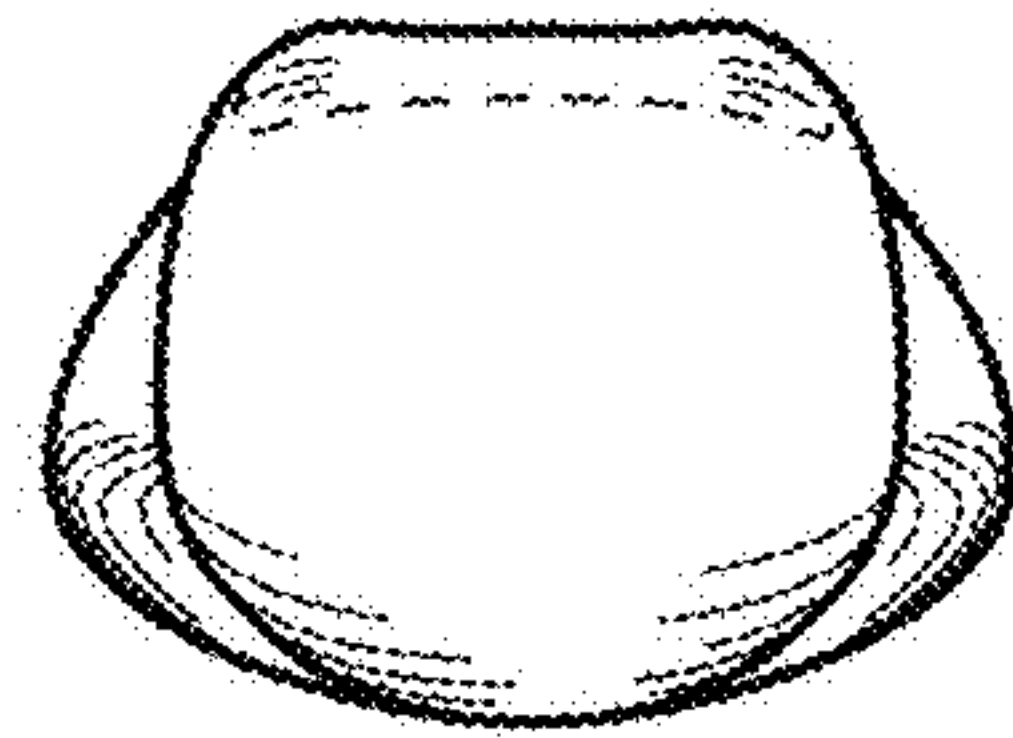


FIG. 5

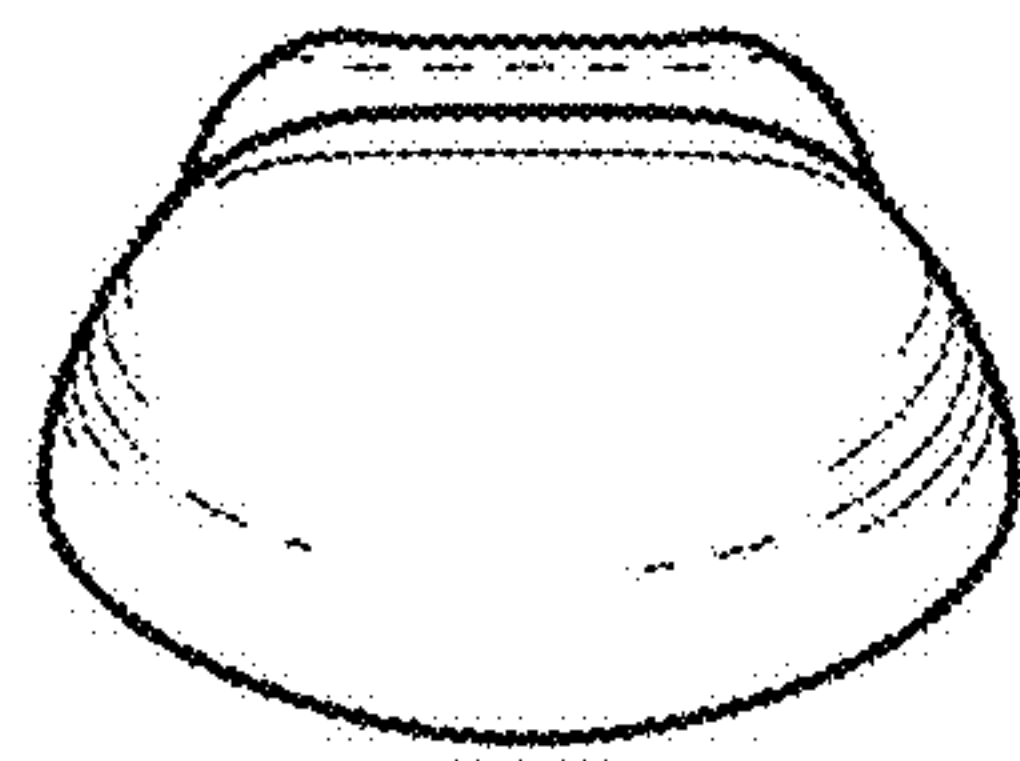


FIG. 6