



US00D834889S

(12) **United States Design Patent**
Moon et al.

(10) **Patent No.:** **US D834,889 S**
(45) **Date of Patent:** **** Dec. 4, 2018**

- (54) **AIR FRYER BASKET**
- (71) Applicant: **NuWave, LLC**, Libertyville, IL (US)
- (72) Inventors: **Jung S. Moon**, Long Grove, IL (US);
Eunjung Huh, Grayslake, IL (US);
Byung G. Choi, Lake Villa, IL (US);
Li Xiang Jun, Foshan (CN); **Zeng Qing Ping**, Shanwei (CN); **Kim Jong Rok**, Seoul (KR)
- (73) Assignee: **NuWave, LLC**, Libertyville, IL (US)
- (**) Term: **15 Years**
- (21) Appl. No.: **29/608,498**
- (22) Filed: **Jun. 22, 2017**
- (51) **LOC (11) Cl.** **07-02**
- (52) **U.S. Cl.**
USPC **D7/409; D7/354**
- (58) **Field of Classification Search**
USPC D7/323, 354–361
CPC A23L 1/01; A23L 1/0107; A23L 1/0114;
A47J 27/00; A47J 27/004; A47J 27/08;
A47J 27/09; A47J 27/092; A47J 36/025;
A47J 36/06; A47J 36/08; A47J 36/10;
A47J 36/12; A47J 36/165; A47J 36/18;
A47J 36/20; A47J 36/22; A47J 36/38;
A47J 37/00; A47J 37/12; A47J 37/1204;
A47J 37/1209; A47J 37/1214; A47J
37/1219; A47J 37/1257; A47J 37/1266;
A47J 37/1285; A47J 37/129; A47J
37/1295; G07F 17/0064; G07F 17/0078;
G07F 17/0085; H05B 6/02; H05B 6/06;
H05B 6/12
See application file for complete search history.

- 5,746,117 A * 5/1998 Chang A47J 37/1219
99/407
 - 6,499,390 B1 * 12/2002 Huang A47J 37/1209
219/492
 - 7,015,429 B2 * 3/2006 Lau A47J 36/38
219/430
 - 7,484,455 B2 * 2/2009 De'Longhi A47J 27/004
219/436
 - D680,800 S * 4/2013 Berge D7/354
 - D680,802 S * 4/2013 Seymour D7/354
 - D701,419 S * 3/2014 Sickels D7/361
- (Continued)

Primary Examiner — Ricky Pham
(74) *Attorney, Agent, or Firm* — Bishop Diehl & Lee, Ltd.

(57) **CLAIM**

The ornamental design for an air fryer basket, as shown and described.

DESCRIPTION

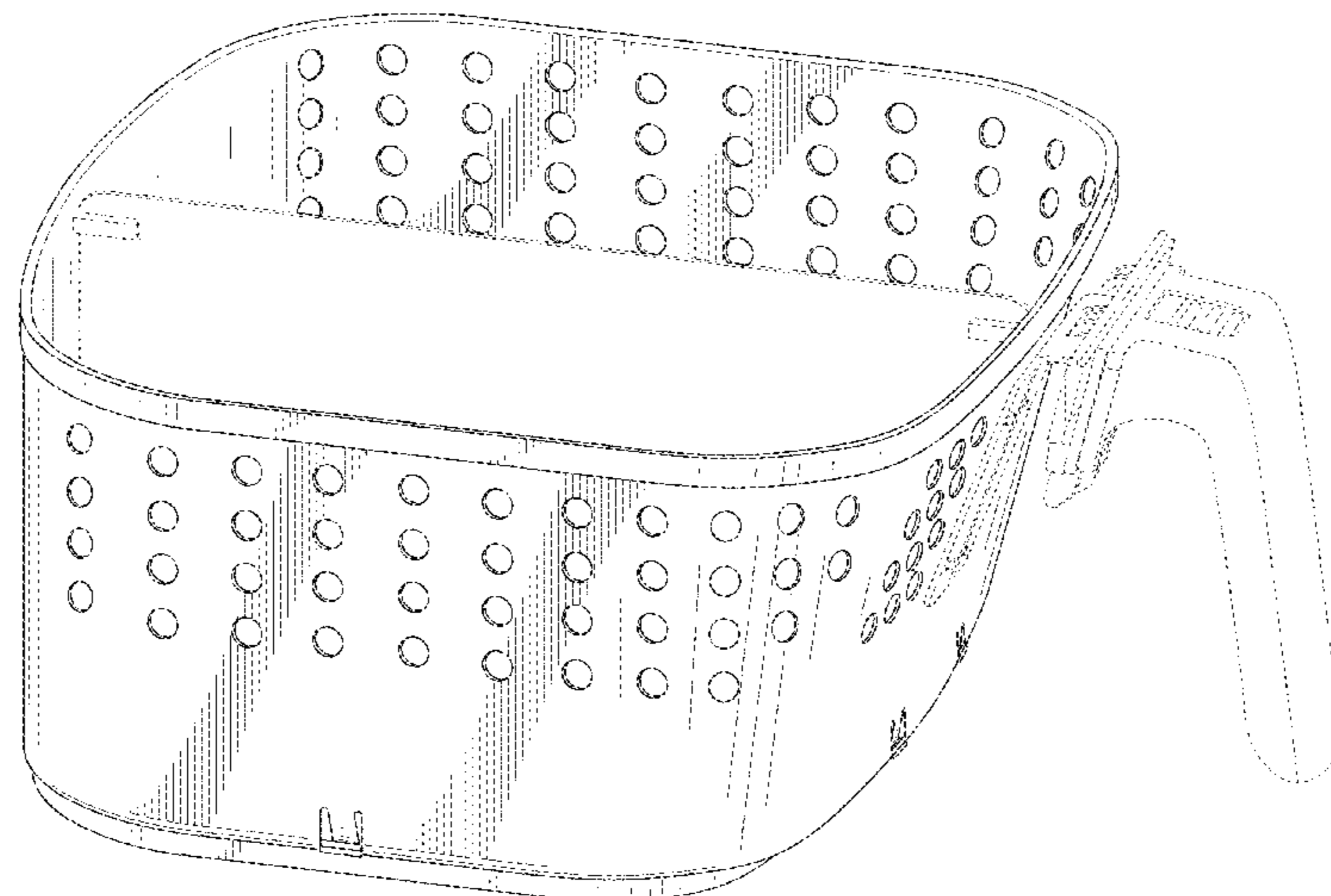
FIG. 1 is an elevated isometric view of an air fryer basket showing the new design;
 FIG. 2 is a front isometric view of the air fryer basket shown in FIG. 1;
 FIG. 3 is a rear isometric view of the air fryer basket shown in FIG. 1;
 FIG. 4 is a right side isometric view of the air fryer basket shown in FIG. 1;
 FIG. 5 is a left side isometric view of the air fryer basket shown in FIG. 1;
 FIG. 6 is a top view of the air fryer basket shown in FIG. 1; and,
 FIG. 7 is a bottom view of the air fryer basket shown in FIG. 1.
 The broken lines shown in the appended figures are for purposes of illustrating environmental structures and form no part of the claimed design.

1 Claim, 7 Drawing Sheets

(56) **References Cited**

U.S. PATENT DOCUMENTS

- 3,078,786 A * 2/1963 Arvan A47J 37/1219
99/336
- 3,508,485 A * 4/1970 Munsey A47J 27/004
219/432



(56)

References Cited

U.S. PATENT DOCUMENTS

2004/0154474 A1* 8/2004 Chan A47J 37/1219
99/407
2014/0366746 A1* 12/2014 Tsai A47J 37/00
99/403
2017/0231430 A1* 8/2017 Moon A47J 37/1266
99/331
2017/0245686 A1* 8/2017 Man A47J 37/1257

* cited by examiner

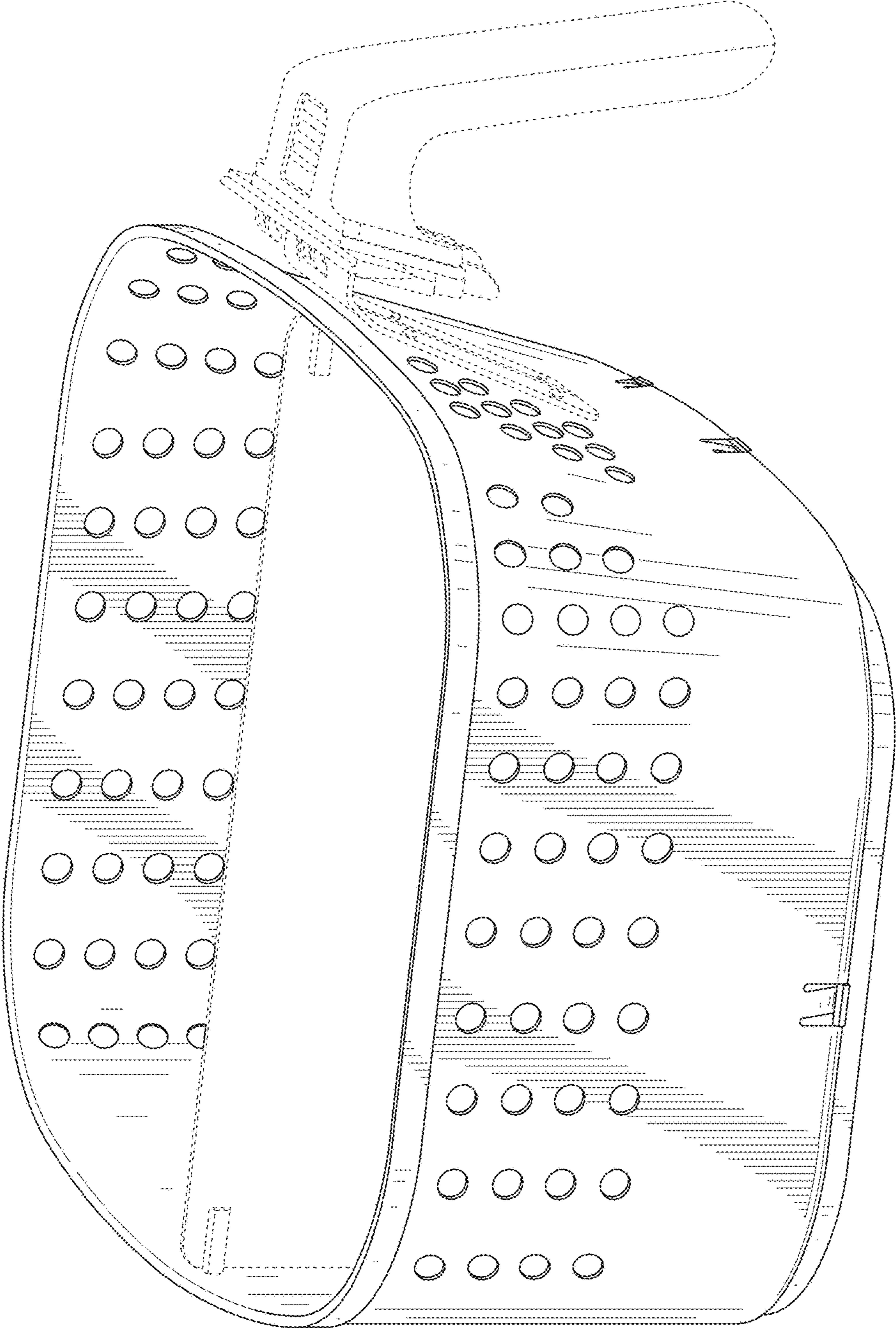


FIG 1

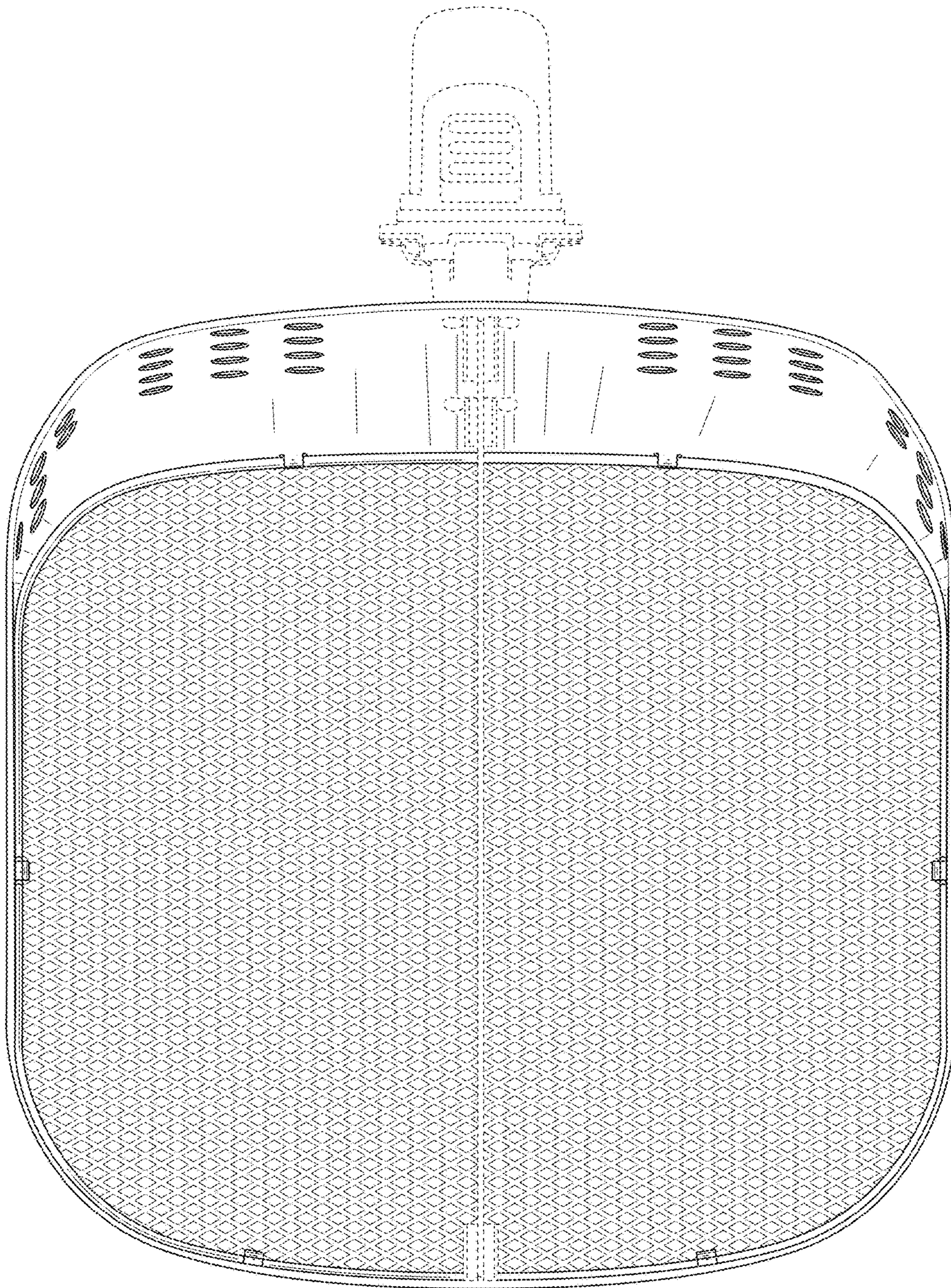


FIG 2

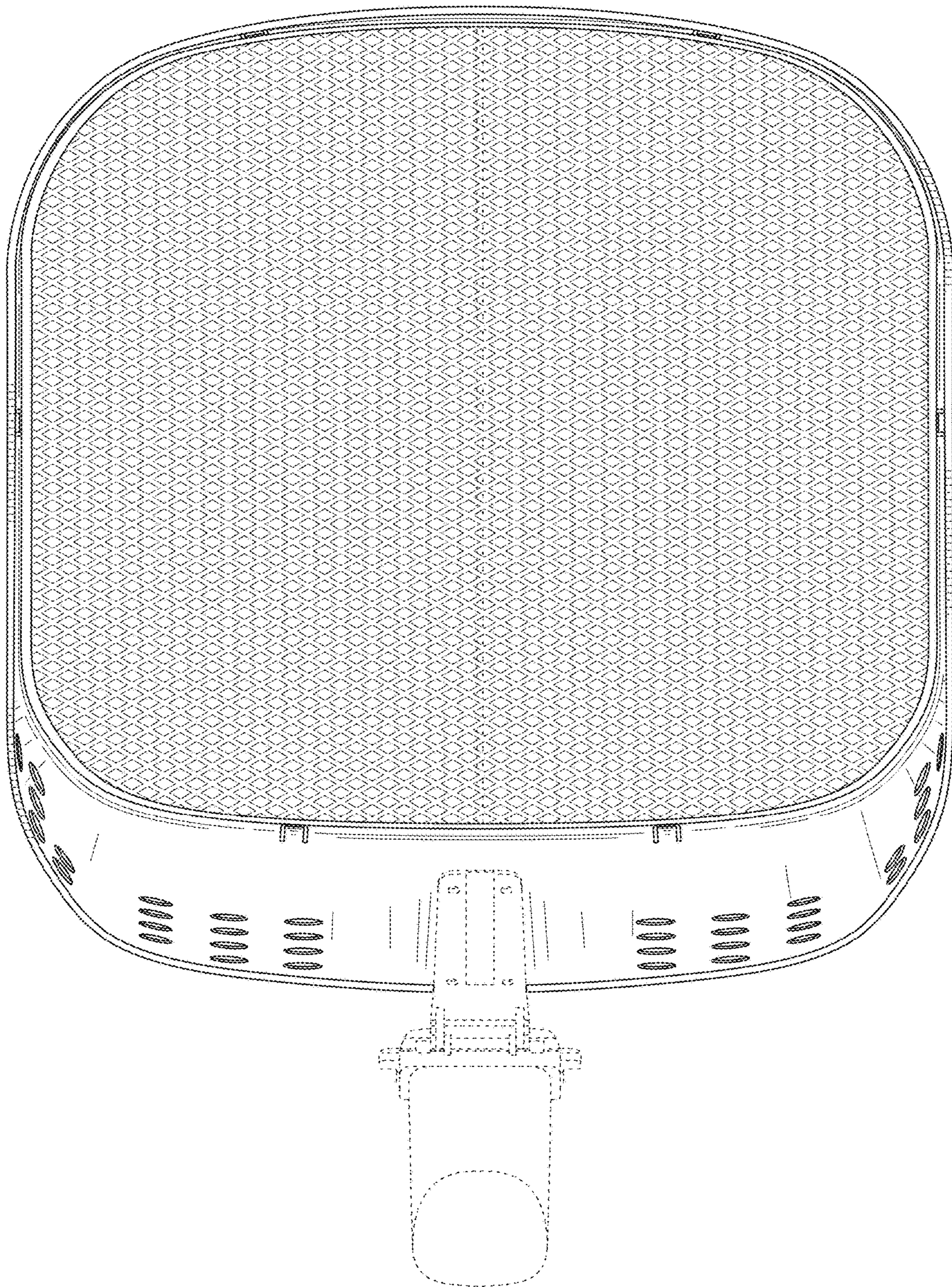


FIG 3

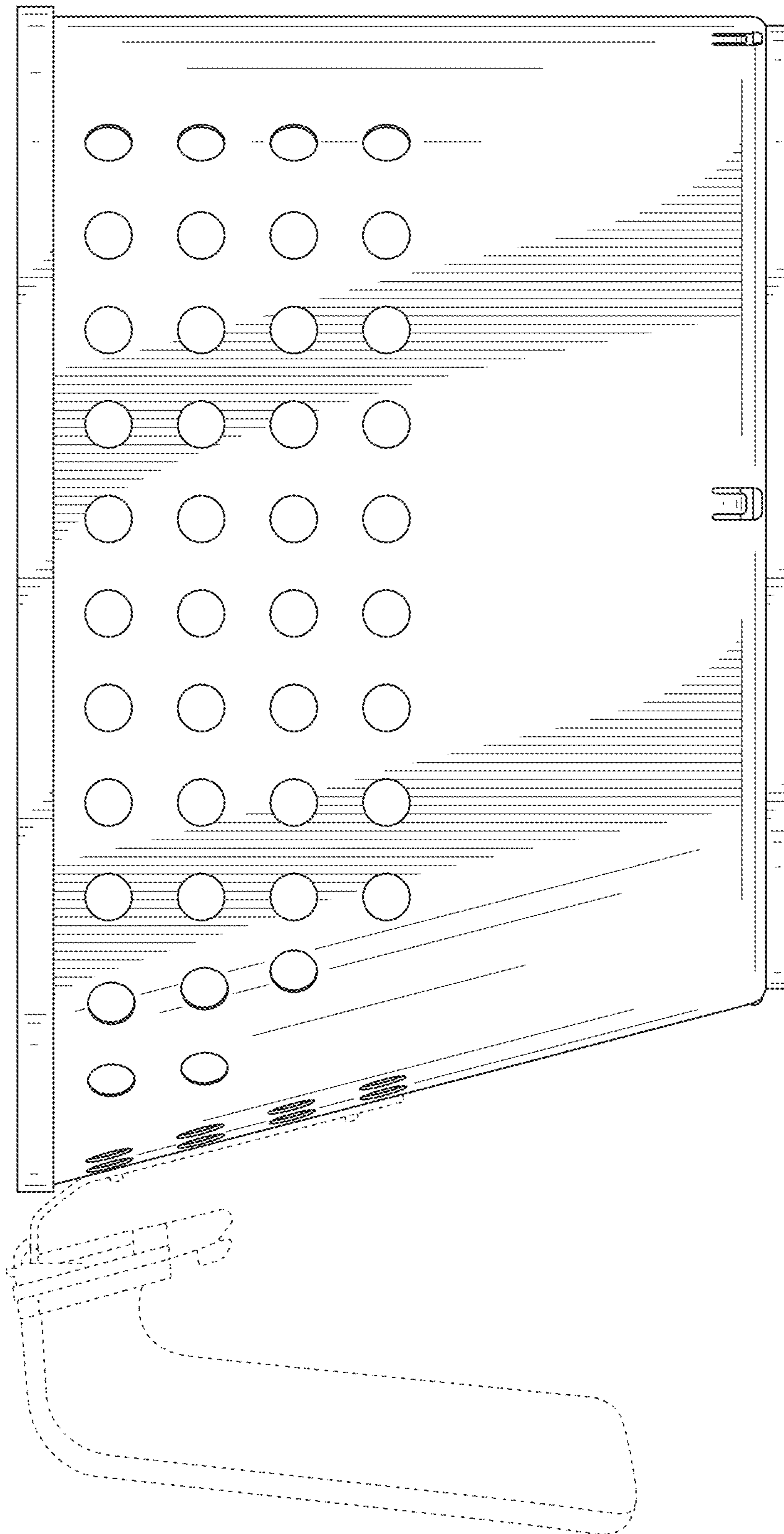


FIG 4

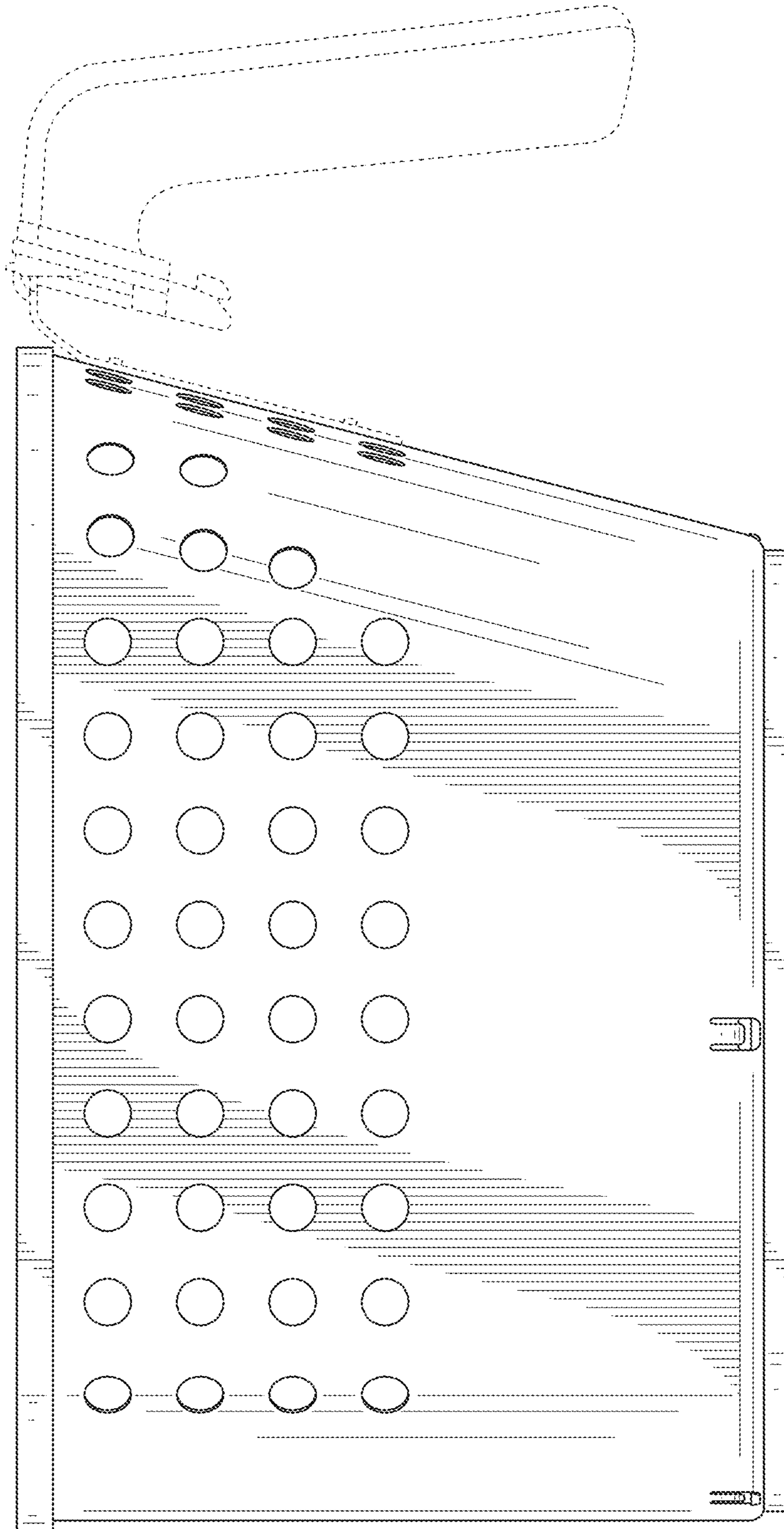


FIG 5




FIG 6

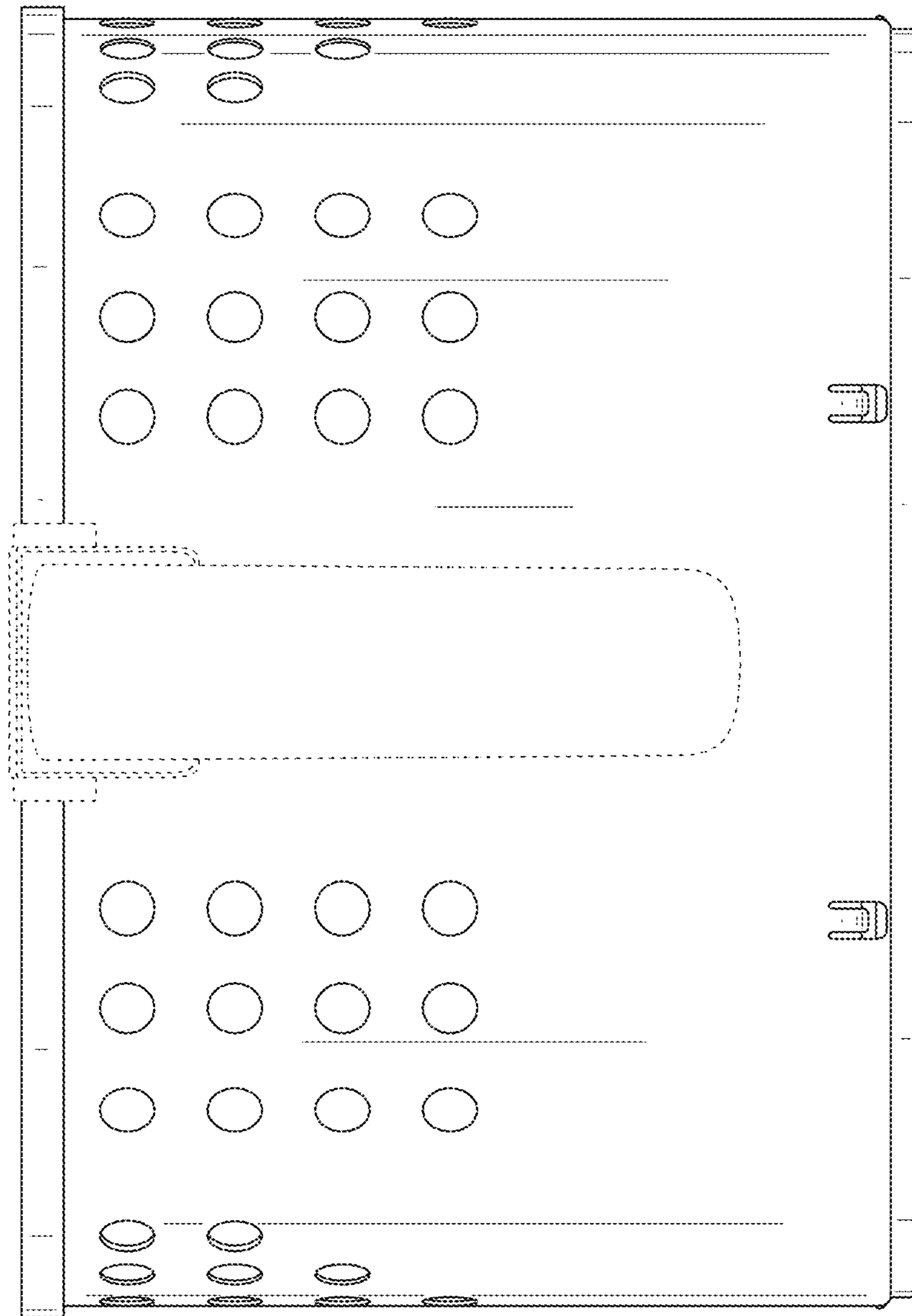


FIG 7