



US00D834855S

(12) **United States Design Patent** (10) **Patent No.:** **US D834,855 S**
Gould (45) **Date of Patent:** **** Dec. 4, 2018**

(54) **SOAP SUPPORT STAND**
(71) Applicant: **SoapStandle, LLC**, Memphis, TN (US)
(72) Inventor: **James F. Gould**, Memphis, TN (US)
(73) Assignee: **SOAPSTANDLE, LLC**, Memphis, TN (US)
(**) Term: **15 Years**
(21) Appl. No.: **29/580,678**

4,948,079 A 8/1990 Baeta
D312,740 S 12/1990 Greenhut
5,029,802 A 7/1991 Ali
D341,972 S * 12/1993 Tiramani D3/302
D440,833 S * 4/2001 Tanner D8/1
D451,732 S * 12/2001 Zetsche D6/540
D492,527 S 7/2004 Snell
D504,248 S * 4/2005 Wagner D6/403
D504,249 S * 4/2005 Wagner D6/403
D505,564 S * 5/2005 Wagner D6/403
D547,583 S 7/2007 Dretzka
D574,172 S * 8/2008 Bickler D6/540
D605,445 S * 12/2009 De Bonis D6/540
D661,556 S * 6/2012 Warner D7/708

(Continued)

(22) Filed: **Oct. 12, 2016**
(51) **LOC (11) Cl.** **23-02**
(52) **U.S. Cl.**
USPC **D6/536**
(58) **Field of Classification Search**
USPC D6/536-537, 524, 525, 540, 566, 567,
D6/320; 211/13.1, 74, 71.01, 86.01, 75,
211/88.01, 90.01, 90.03, 106, 119, 126.1,
211/133.5, 181.1, 134, 87.01; D3/306;
D32/55-56; D7/637; 248/206.2-206.3
CPC .. B23P 17/04; A47K 1/09; A47K 1/08; A47K
3/281; F16B 47/00
See application file for complete search history.

OTHER PUBLICATIONS

Soap Saver product, published at www.amazon.co.uk published at least as early as Mar. 1, 2015.

(Continued)

Primary Examiner — David Muller
Assistant Examiner — Nathan Johnston
(74) *Attorney, Agent, or Firm* — Baker, Donelson,
Bearman, Caldwell & Berkowitz, PC

(57) **CLAIM**

The ornamental design for a soap support stand, as shown and described.

(56) **References Cited**

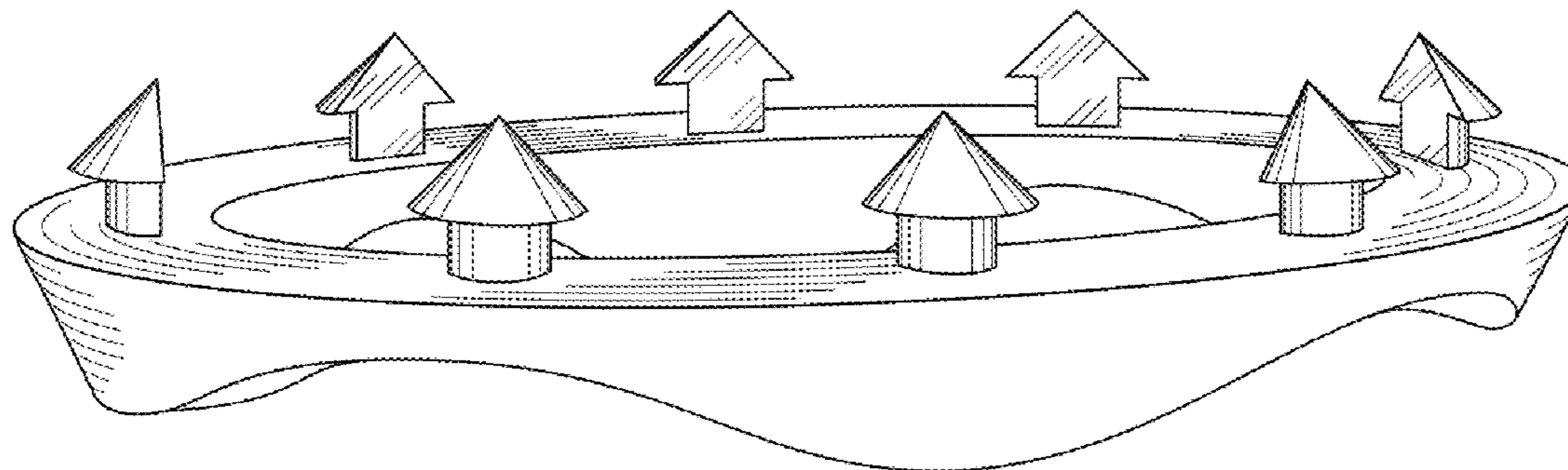
U.S. PATENT DOCUMENTS

D137,131 S * 1/1944 Reeve D6/536
D141,011 S * 4/1945 Madan D6/536
2,457,918 A 1/1949 Pierce
3,019,548 A 4/1959 Nadler
2,922,248 A 1/1960 Kocsi
D197,503 S 2/1964 Benton
3,196,112 A 7/1965 Presley
D230,934 S 3/1974 McGruden
D247,999 S 5/1978 Whatley
D249,207 S 9/1978 Emmer
D272,875 S 3/1984 Johnston
4,530,479 A 7/1985 Chen
D298,498 S * 11/1988 Greenhut D6/536

DESCRIPTION

FIG. 1 is a perspective view of my new design for a soap support stand
FIG. 2 is a front elevation view thereof.
FIG. 3 is a rear elevation view thereof.
FIG. 4 is a left side elevation view thereof.
FIG. 5 is a right side elevation view thereof.
FIG. 6 is a top plan view thereof; and,
FIG. 7 is a bottom plan view thereof.

1 Claim, 4 Drawing Sheets



(56)

References Cited

U.S. PATENT DOCUMENTS

8,523,125	B1	9/2013	Jardine	
9,307,870	B2	4/2016	Gould	
2005/0211575	A1	9/2005	Li	
2008/0169208	A1	7/2008	Li	
2015/0282677	A1*	10/2015	Gould A47K 5/05 510/152

OTHER PUBLICATIONS

Soap Saver product, published at www.dollartree.com published at least as early as Mar. 1, 2015.

Soap Saver product, published at www.angelspage.wordpress.com published Oct. 10, 2011.

Soap Saver product, published at www.homedepot.com published at least as early as Mar. 1, 2015.

Trickle Tray product at www.amazon.com/gp published at least as early as Oct. 2016.

Magnetic Soap Holder at www.amazon.com/gp published at least as early as Oct. 2016.

* cited by examiner

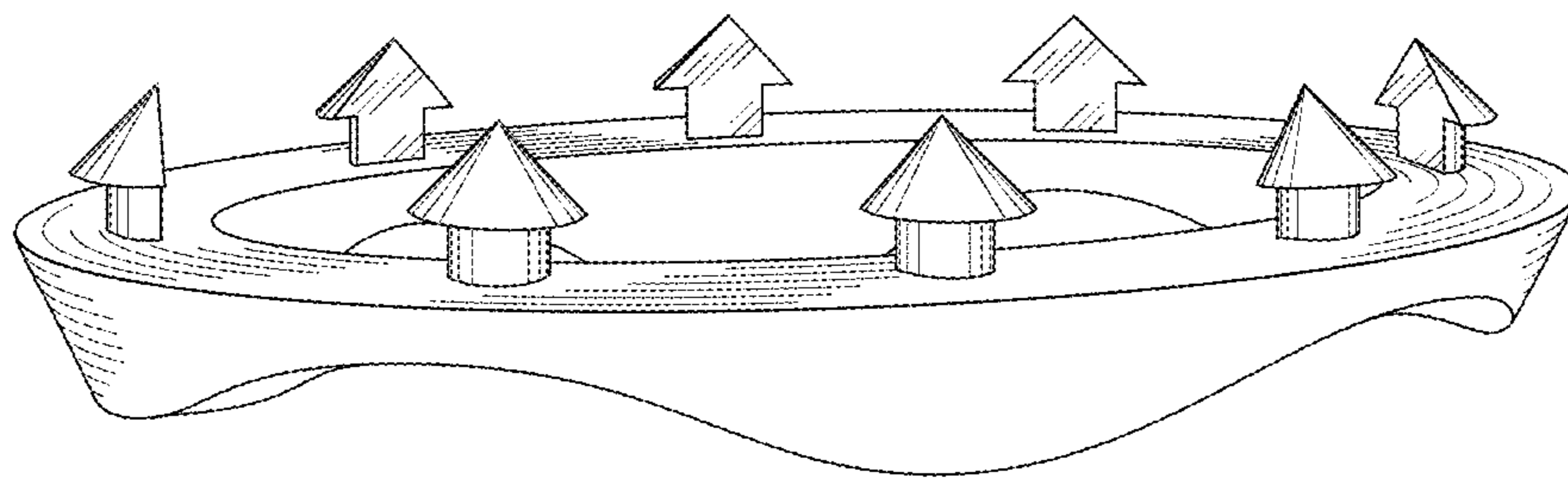


FIG. 1

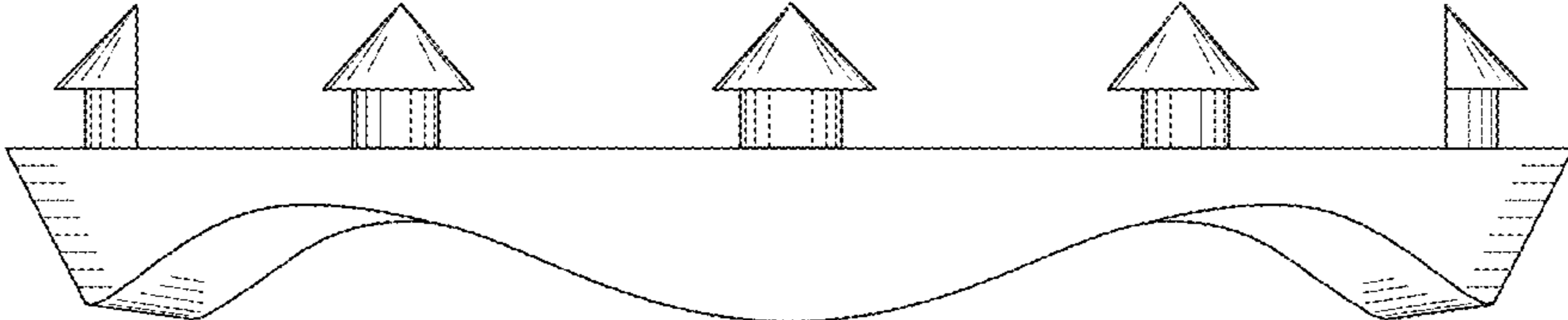


FIG. 2

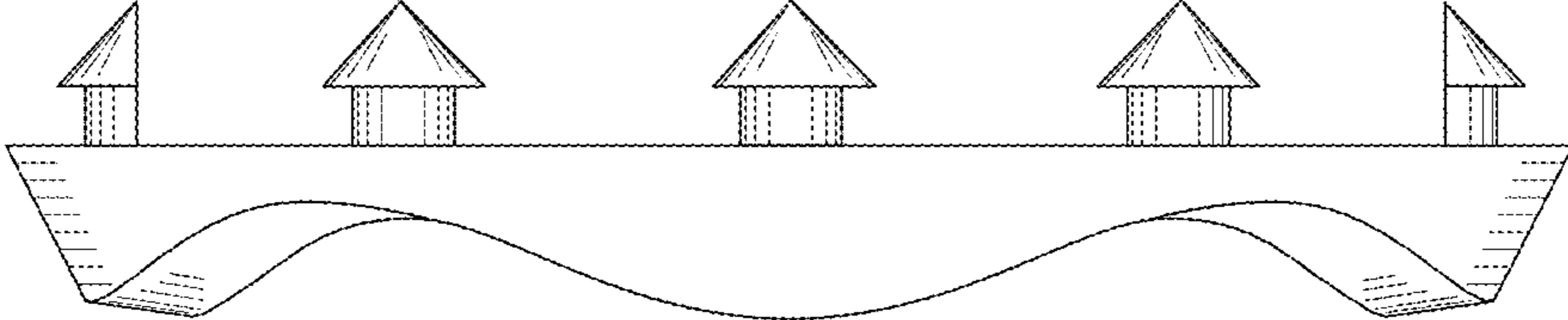


FIG. 3

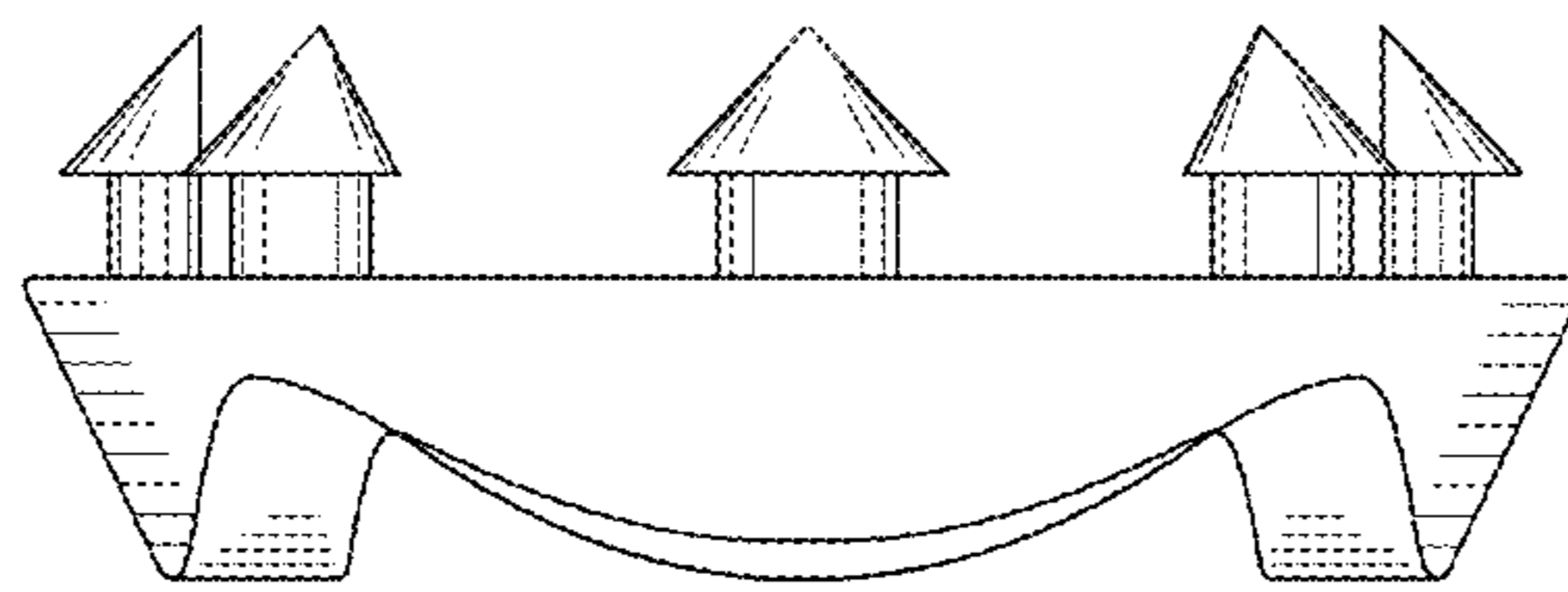


FIG. 4

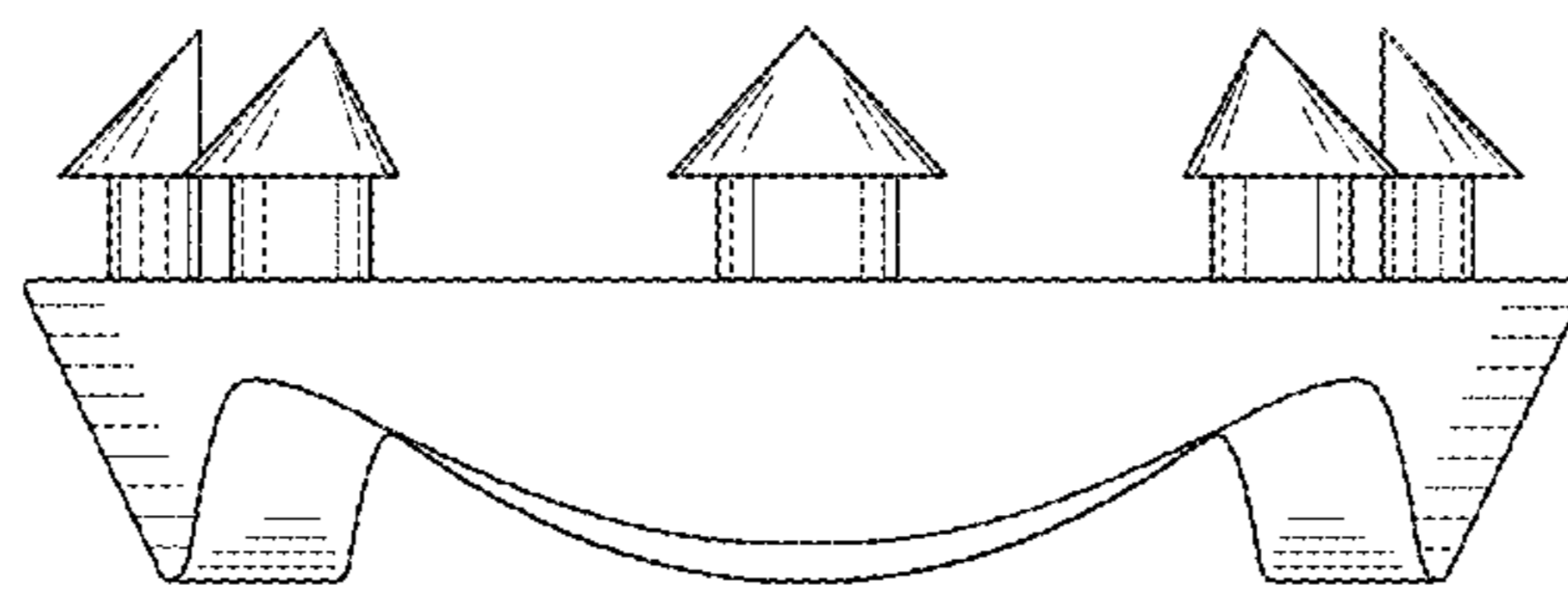


FIG. 5

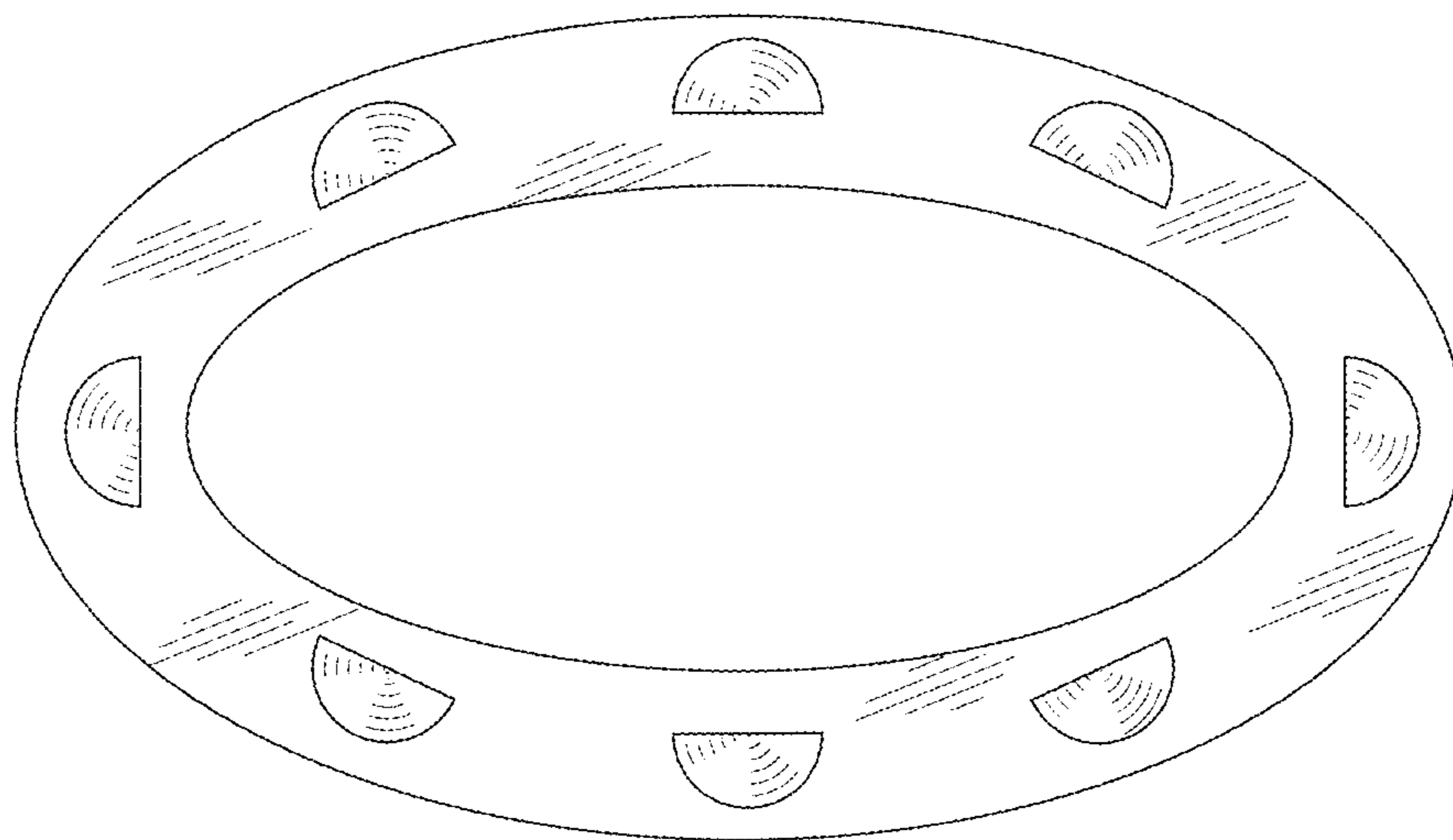


FIG. 6

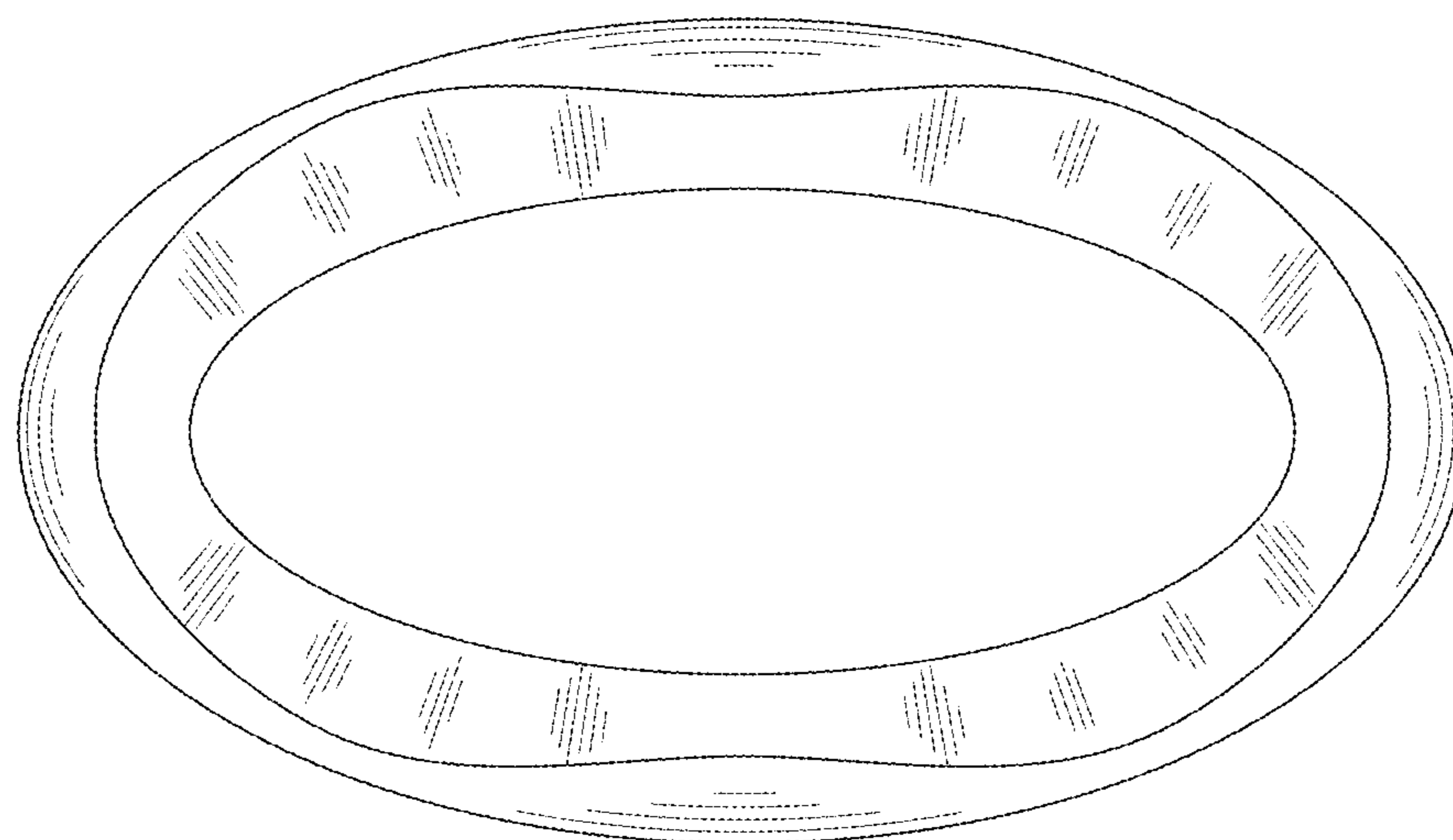


FIG. 7