



US00D834854S

(12) **United States Design Patent** (10) **Patent No.:** **US D834,854 S**
Lin (45) **Date of Patent:** **** Dec. 4, 2018**

- (54) **STORAGE PLATFORM**
- (71) Applicants: **Dongguan Shichang Metals Factory Ltd., DongGuan (CN); Sortics Manufacturing Associates Co. Ltd., Kaohsiung (TW)**
- (72) Inventor: **Chen-Kang Lin, Kaohsiung (TW)**
- (73) Assignee: **DongGuan Shichang Metals Factory Ltd. (CN)**
- (**) Term: **15 Years**
- (21) Appl. No.: **29/615,269**
- (22) Filed: **Aug. 28, 2017**
- (51) **LOC (11) Cl.** **06-04**
- (52) **U.S. Cl.**
USPC **D6/513**
- (58) **Field of Classification Search**
USPC D6/513, 553, 566, 567, 574; 211/13.1, 211/32, 41.3, 41.4, 86.01, 84.01, 90.01, 211/90.03, 126.9, 134, 181.1; 248/235, 248/309.1; 108/28-29
CPC .. A47F 5/08; A47B 5/00; A47B 57/50; A47B 96/021; A47B 96/07; A47B 2005/003; H05K 999/99; B65G 1/00
See application file for complete search history.

- (56) **References Cited**
U.S. PATENT DOCUMENTS
4,441,583 A * 4/1984 Vaught E04G 3/22
182/150
D333,645 S * 3/1993 Tyler D12/221
5,199,843 A * 4/1993 Sferra B66F 7/02
414/286
D412,079 S * 7/1999 Wegman D6/705.7
D416,152 S * 11/1999 Payne D6/512
6,409,031 B1 * 6/2002 Wynne A47B 55/02
108/181
D459,925 S * 7/2002 Gawel D6/574

- D459,926 S * 7/2002 Mikich D6/513
- D509,979 S * 9/2005 Le Roux D6/513
- D525,811 S * 8/2006 Nawrocki D6/513
- 7,421,957 B2 * 9/2008 Baez E04H 6/42
108/149
- D653,064 S * 1/2012 Lutt D6/513
- 8,371,458 B2 * 2/2013 Yu A47B 43/006
108/149
- D677,094 S * 3/2013 Mansor D6/566
- 8,499,942 B1 * 8/2013 Coretti, Jr. A47B 96/021
211/134

(Continued)

Primary Examiner — David Muller
Assistant Examiner — Nathan Johnston
(74) *Attorney, Agent, or Firm* — Luedeka Neely Group, PC

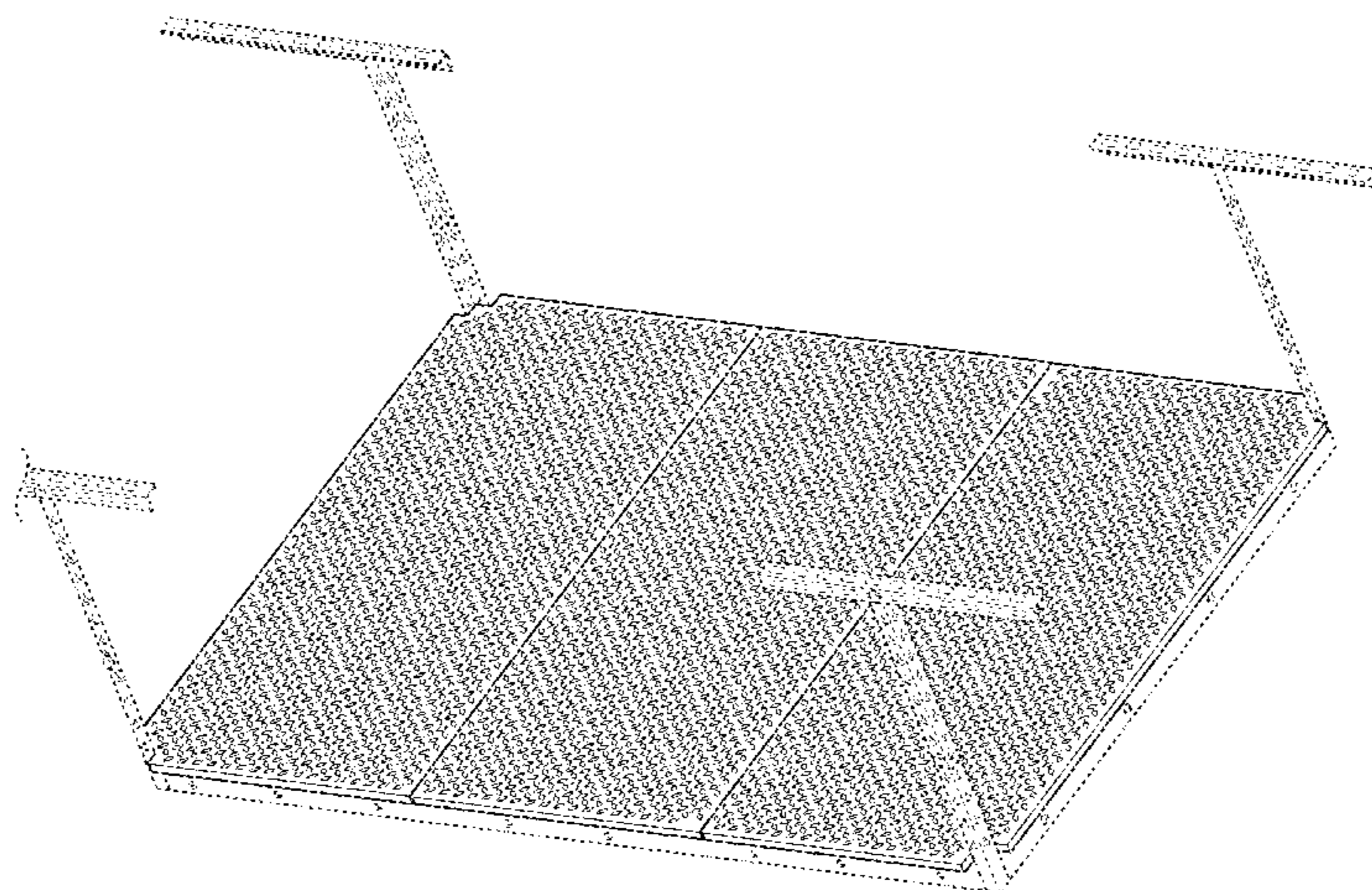
(57) **CLAIM**

The ornamental design for a storage platform, as shown and described.

DESCRIPTION

FIG. 1 is an upper perspective view of a storage platform showing my new design.
FIG. 2 is a lower perspective view thereof.
FIG. 3 is a front elevation view thereof.
FIG. 4 is a rear elevation view thereof.
FIG. 5 is a right side elevation view thereof.
FIG. 6 is a left side elevation view thereof.
FIG. 7 is a top plan view thereof.
FIG. 8 is a bottom plan view thereof.
FIG. 9 is an upper perspective view of an outer panel of the storage platform shown separated for clarity.
FIG. 10 is a lower perspective view thereof.
FIG. 11 is an upper perspective view of middle panel of the storage platform separated for clarity; and,
FIG. 12 is a lower perspective view thereof.
The broken lines in the drawings are included for the purpose of illustrating unclaimed features and form no part of the claimed design.

1 Claim, 10 Drawing Sheets



(56)

References Cited

U.S. PATENT DOCUMENTS

8,684,319 B2 * 4/2014 Brouwer H02G 3/0443
248/49
D756,145 S * 5/2016 Davis D6/513
D781,063 S * 3/2017 Shah D6/513
9,877,600 B1 * 1/2018 Lin A47B 5/00
2002/0023888 A1 * 2/2002 Wynne A47B 55/02
211/119
2005/0188903 A1 * 9/2005 Ryberg A47B 96/024
108/149
2007/0119805 A1 * 5/2007 Nawrocki A47B 55/02
211/119
2009/0278004 A1 * 11/2009 Eustace A47B 43/003
248/201
2014/0151315 A1 * 6/2014 Mansor A47B 43/00
211/117
2015/0014886 A1 * 1/2015 Mullaney E04B 1/3431
264/299
2015/0305494 A1 * 10/2015 Shah A47B 47/0083
108/42

* cited by examiner

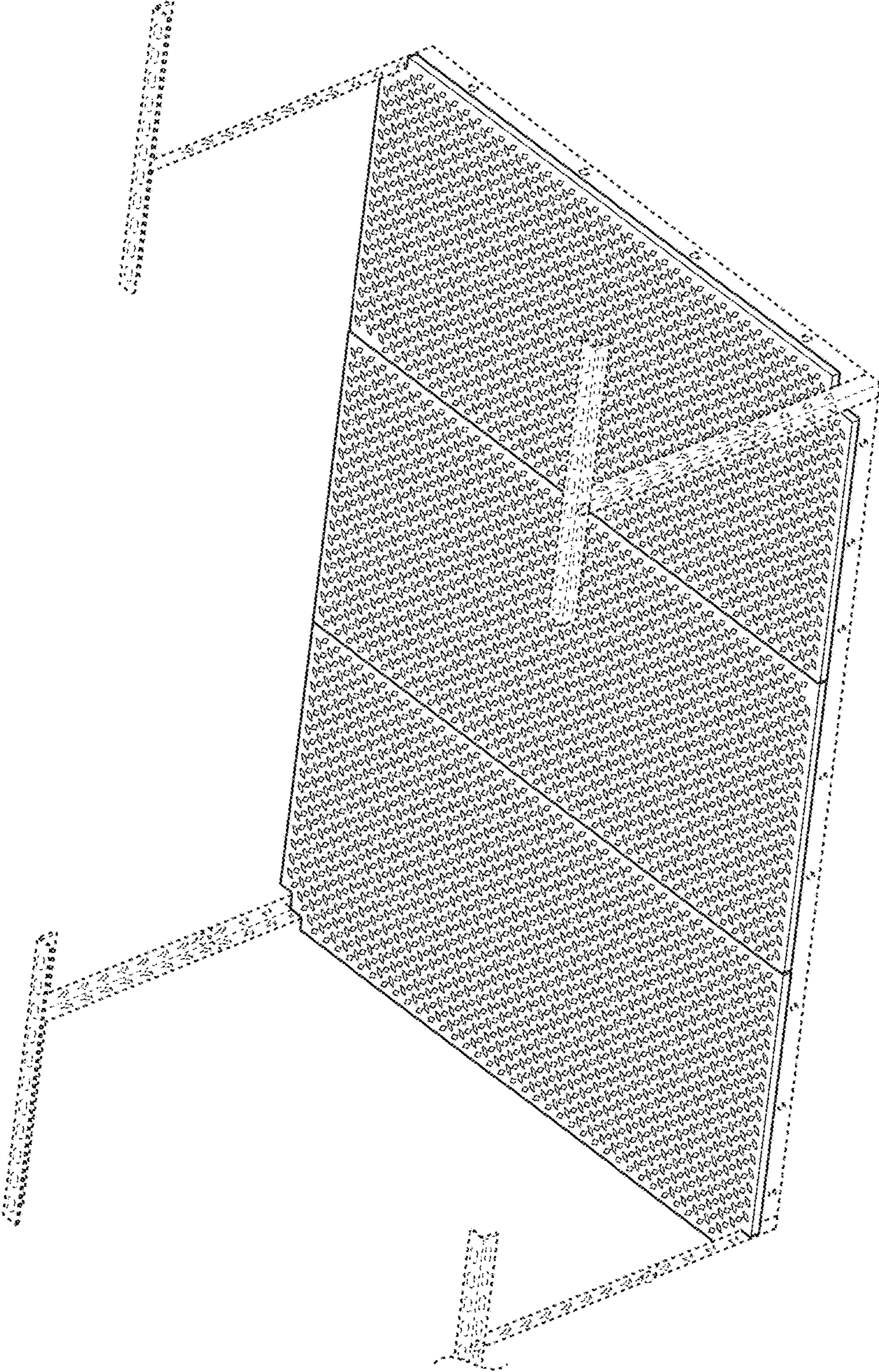


FIG. 1

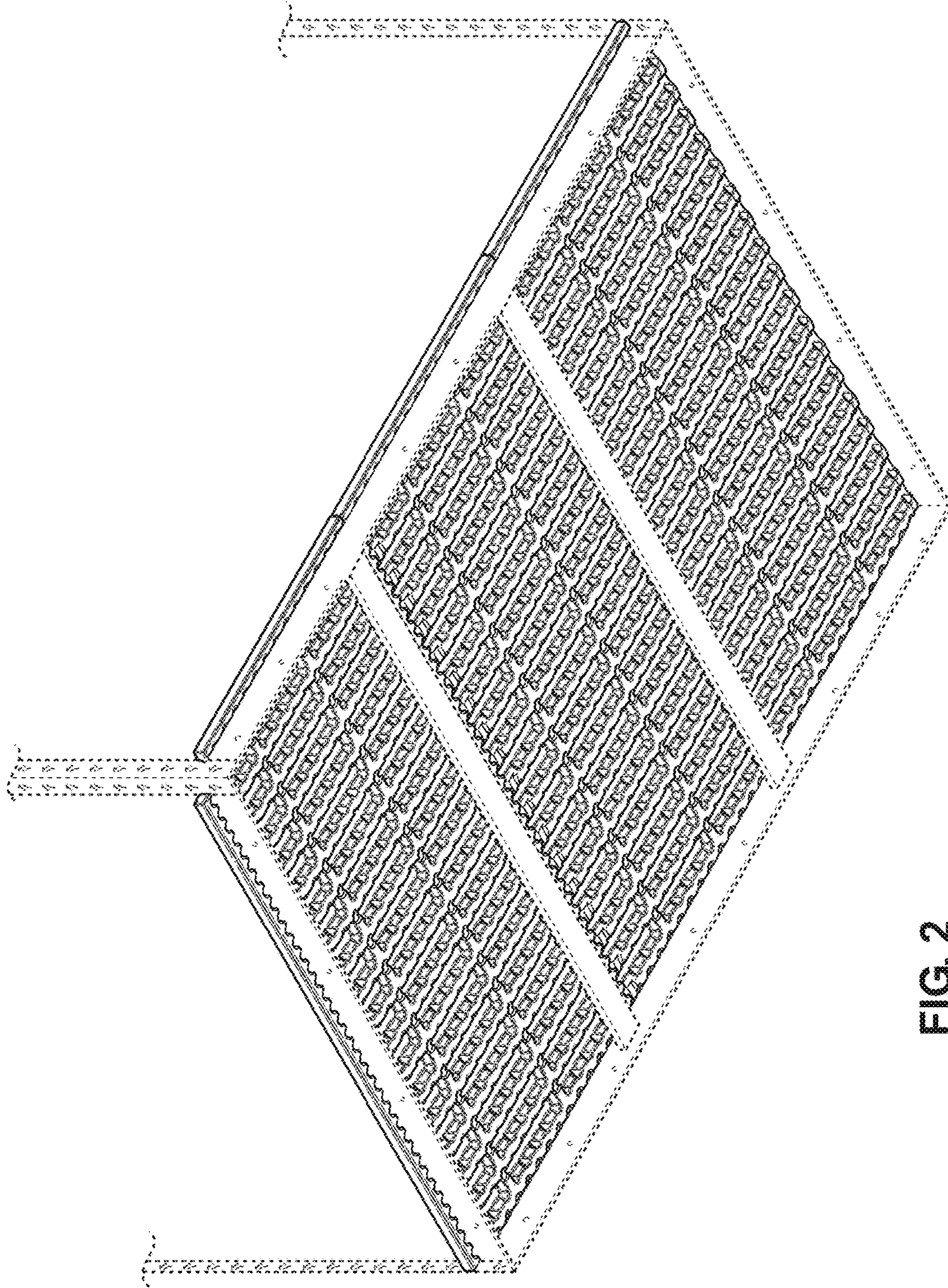



FIG. 2

FIG. 3



FIG. 4






FIG. 5




FIG. 6




FIG. 7

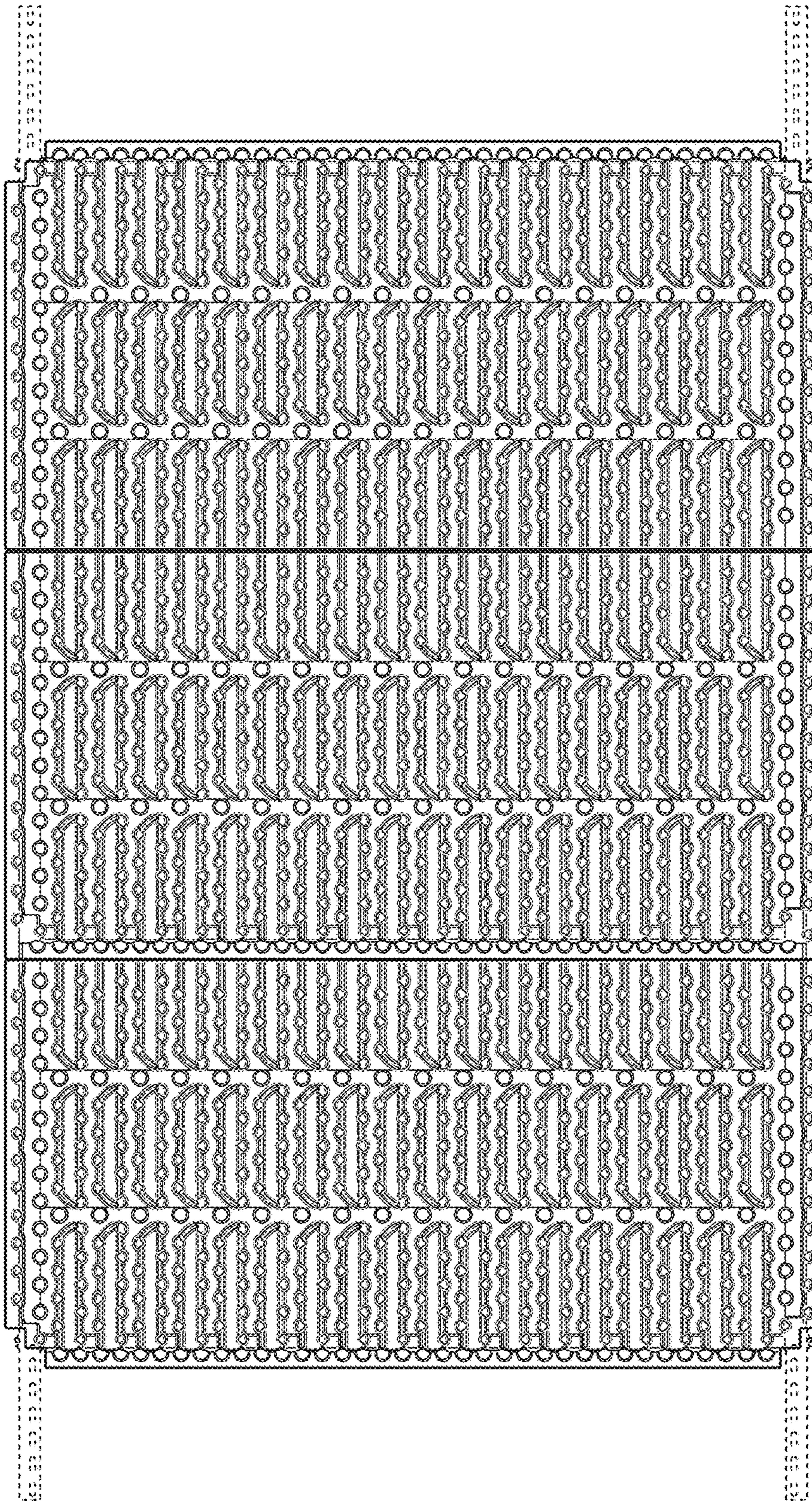


FIG. 8

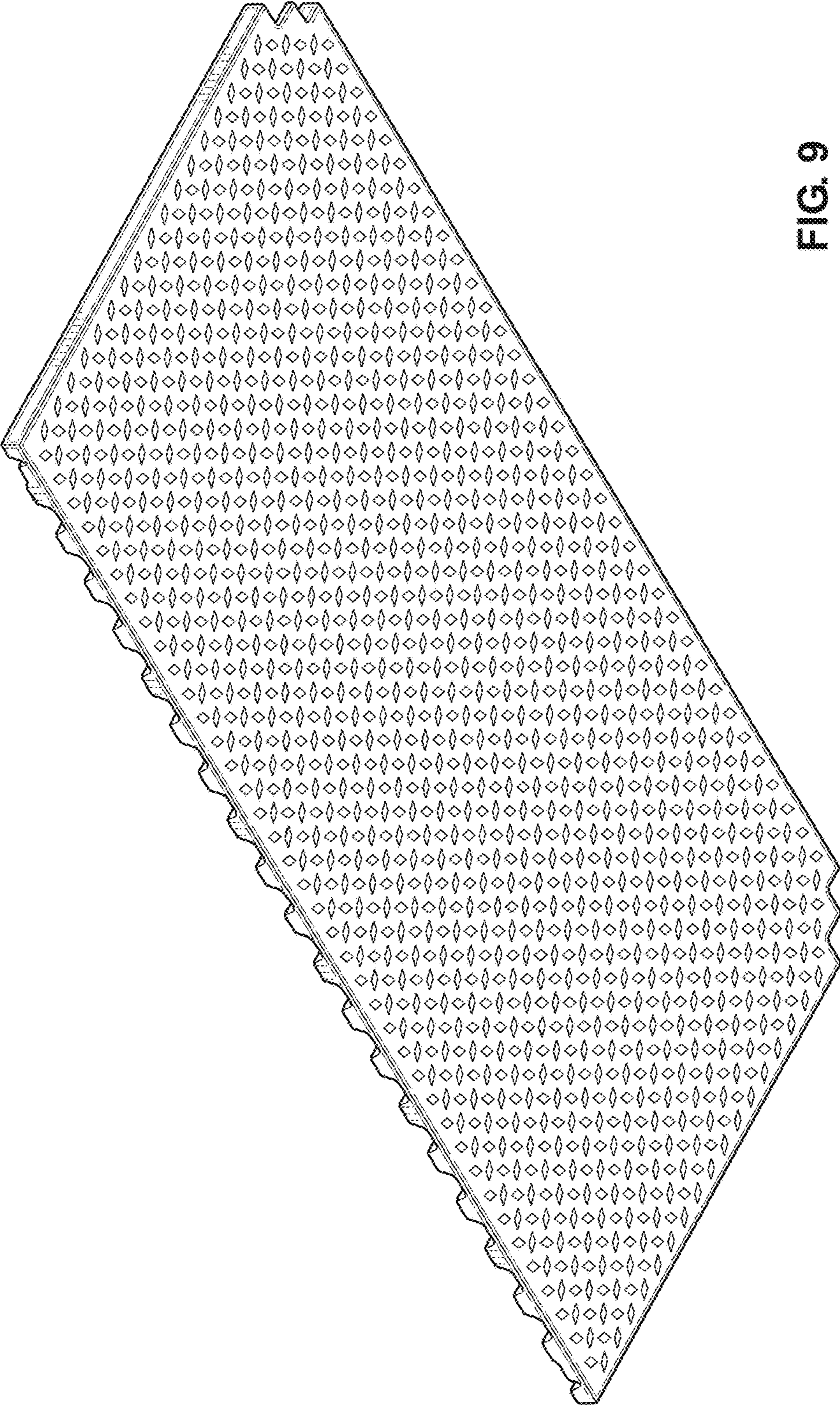


FIG. 9



FIG. 10

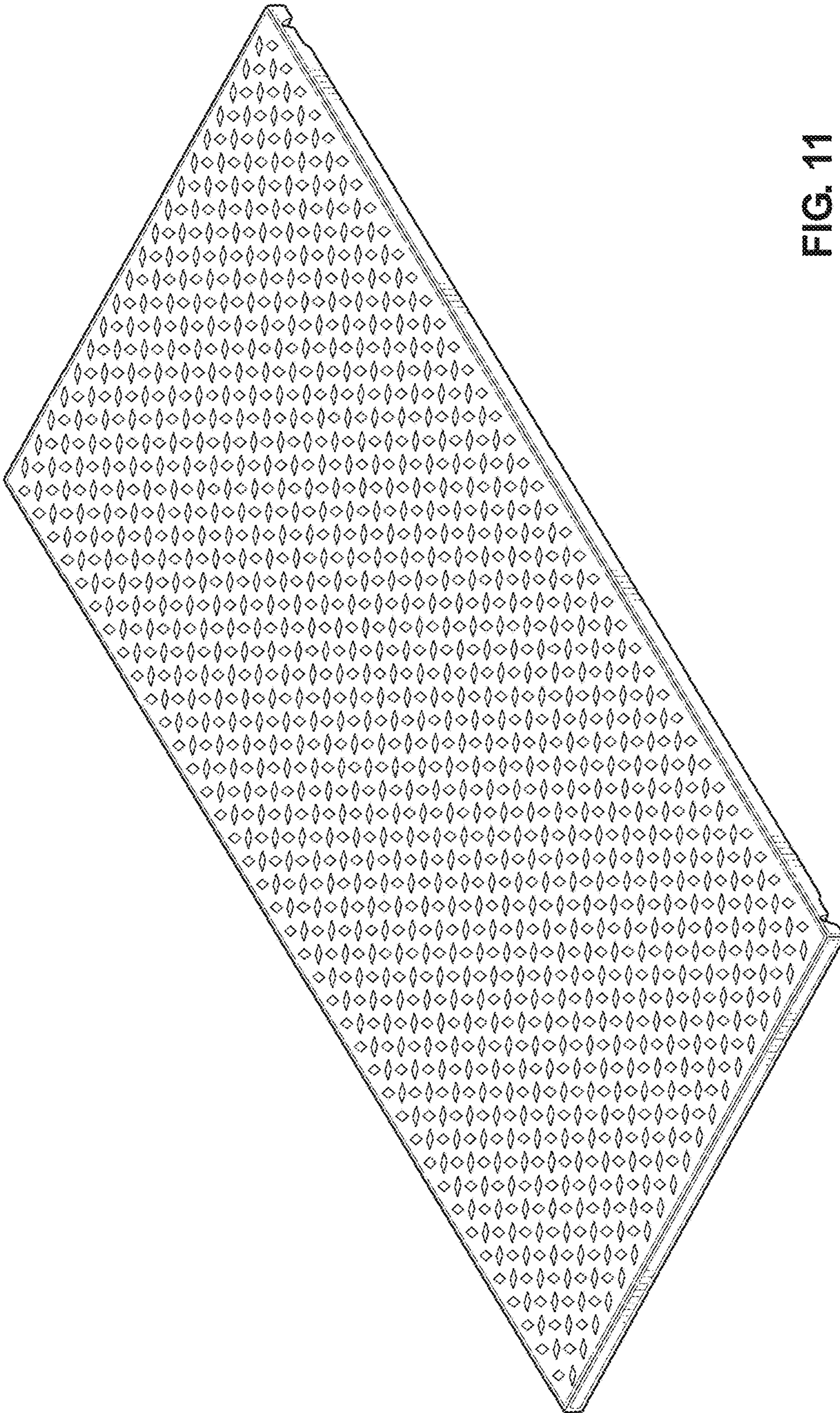


FIG. 11



FIG. 12