



US00D834853S

(12) **United States Design Patent** (10) **Patent No.:** **US D834,853 S**  
**Lin** (45) **Date of Patent:** **\*\* Dec. 4, 2018**

(54) **STORAGE PLATFORM**  
(71) Applicants: **Dongguan Shichang Metals Factory Ltd., DongGuan (CN); Sortics Manufacturing Associates Co. Ltd., Kaohsiung (TW)**  
(72) Inventor: **Chen-Kang Lin, Kaohsiung (TW)**  
(73) Assignee: **DONGGUAN SHICHANG METALS FACTORY LTD. (CN)**  
(\*\*) Term: **15 Years**  
(21) Appl. No.: **29/584,791**  
(22) Filed: **Nov. 17, 2016**  
(51) **LOC (11) Cl.** ..... **06-06**  
(52) **U.S. Cl.**  
USPC ..... **D6/513**  
(58) **Field of Classification Search**  
USPC .... D6/13, 553, 566, 567, 574; 211/13.1, 32, 211/41.3, 41.4, 86.01, 84.01, 90.01, 211/90.03, 126.9, 134, 181.1; 248/235, 248/309.1; 108/28-29  
CPC .. A47F 5/08; A47B 5/00; A47B 57/50; A47B 96/021; A47B 96/07; A47B 2005/003; H05K 999/99; B65G 1/00  
See application file for complete search history.

5,799,803 A 9/1998 Muller  
D412,079 S \* 7/1999 Wegman ..... D6/705.7  
D416,152 S \* 11/1999 Payne ..... D6/512  
6,409,031 B1 \* 6/2002 Wynne ..... A47B 55/02  
108/181  
D459,925 S \* 7/2002 Gawel ..... D6/574  
D459,926 S 7/2002 Mikich et al.  
6,435,105 B1 8/2002 Mikich et al.  
D470,353 S 2/2003 Mikich et al.

(Continued)

*Primary Examiner* — David G Muller  
*Assistant Examiner* — Nathan M Johnston  
(74) *Attorney, Agent, or Firm* — Luedeka Neely Group, PC

(57) **CLAIM**

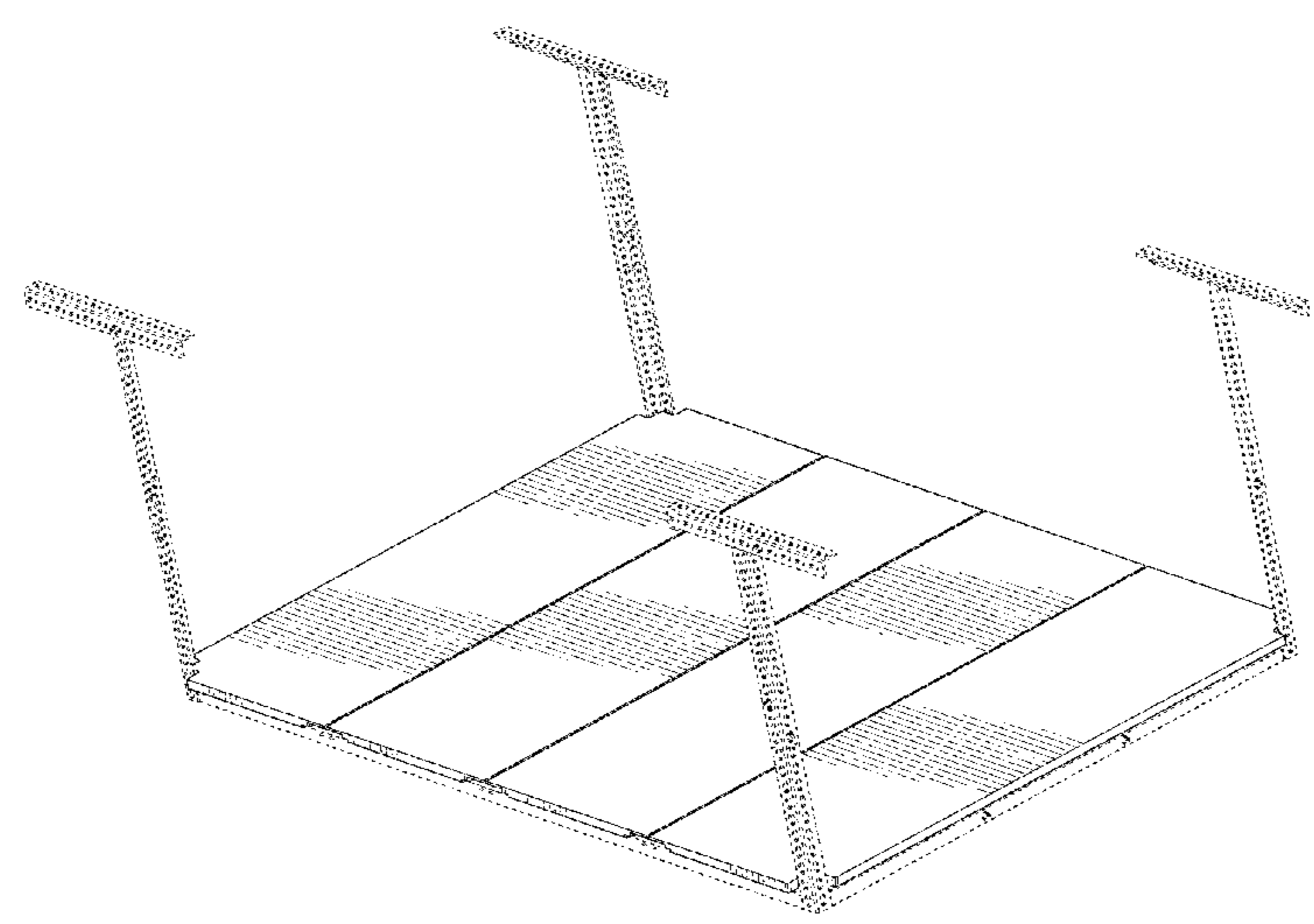
The ornamental design for a storage platform, as shown and described.

**DESCRIPTION**

FIG. 1 is an upper perspective view of a storage platform of my new design.  
FIG. 2 is a lower perspective view of the storage platform of FIG. 1.  
FIG. 3 is a front view of the storage platform of FIG. 1.  
FIG. 4 is a rear view of the storage platform of FIG. 1.  
FIG. 5 is a right side view of the storage platform of FIG. 1.  
FIG. 6 is a left side view of the storage platform of FIG. 1.  
FIG. 7 is a top plan view of the storage platform of FIG. 1.  
FIG. 8 is a bottom plan view of the storage platform of FIG. 1.  
FIG. 9 is an upper perspective view of a panel of the storage platform of FIG. 1; and,  
FIG. 10 is a lower perspective view of a panel of the storage platform of FIG. 1.  
The broken lines in the drawings are included for the purpose of illustrating unclaimed features and form no part of the claimed design.

**1 Claim, 8 Drawing Sheets**

(56) **References Cited**  
U.S. PATENT DOCUMENTS  
4,441,583 A \* 4/1984 Vaught ..... E04G 3/22  
182/150  
4,706,576 A 11/1987 James  
4,760,802 A 8/1988 Leong  
4,821,649 A 4/1989 Andersson  
D333,645 S \* 3/1993 Tyler ..... D12/221  
5,199,843 A \* 4/1993 Sferra ..... B66F 7/02  
414/286  
5,794,902 A 8/1998 Henry et al.





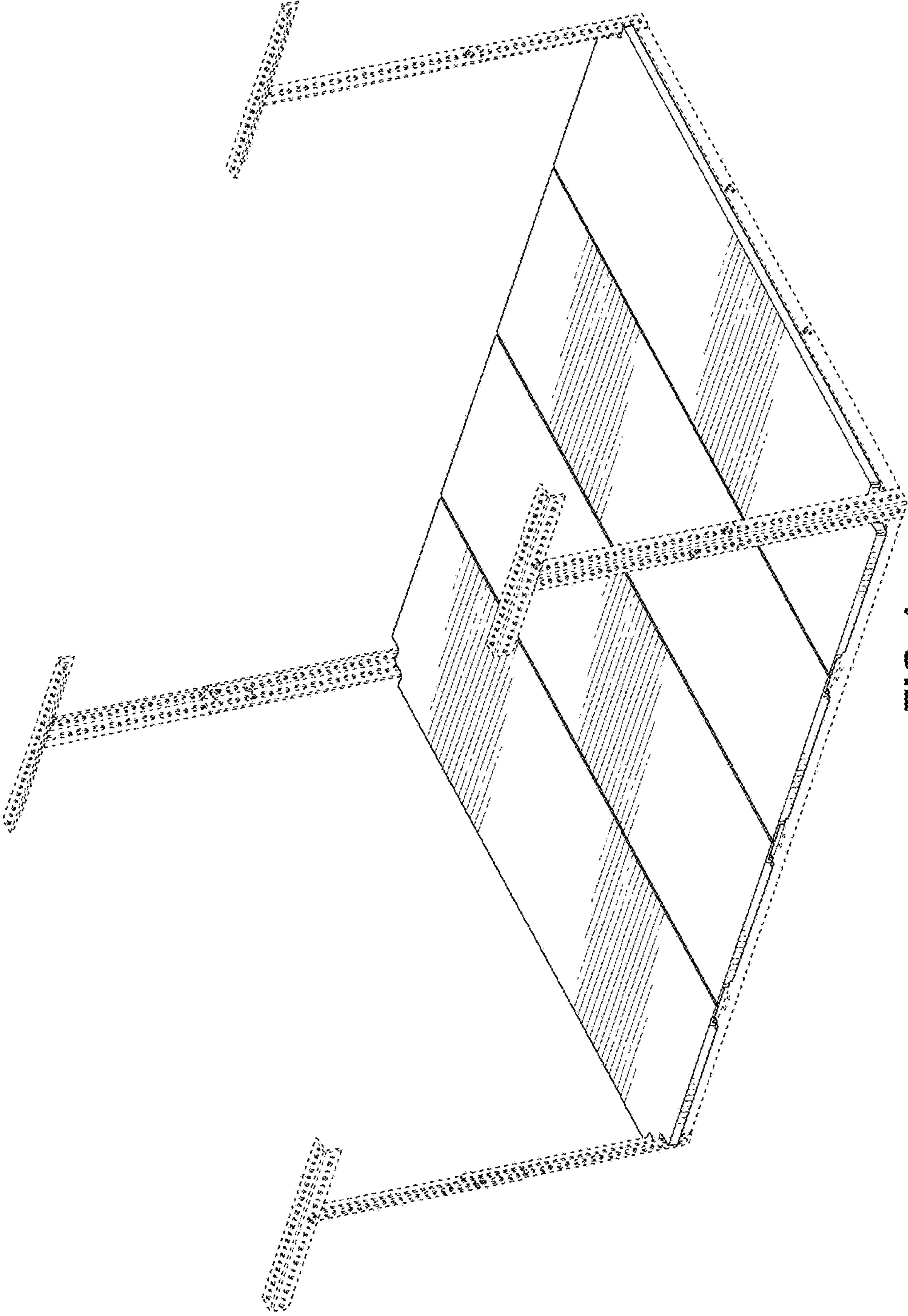


FIG. 1



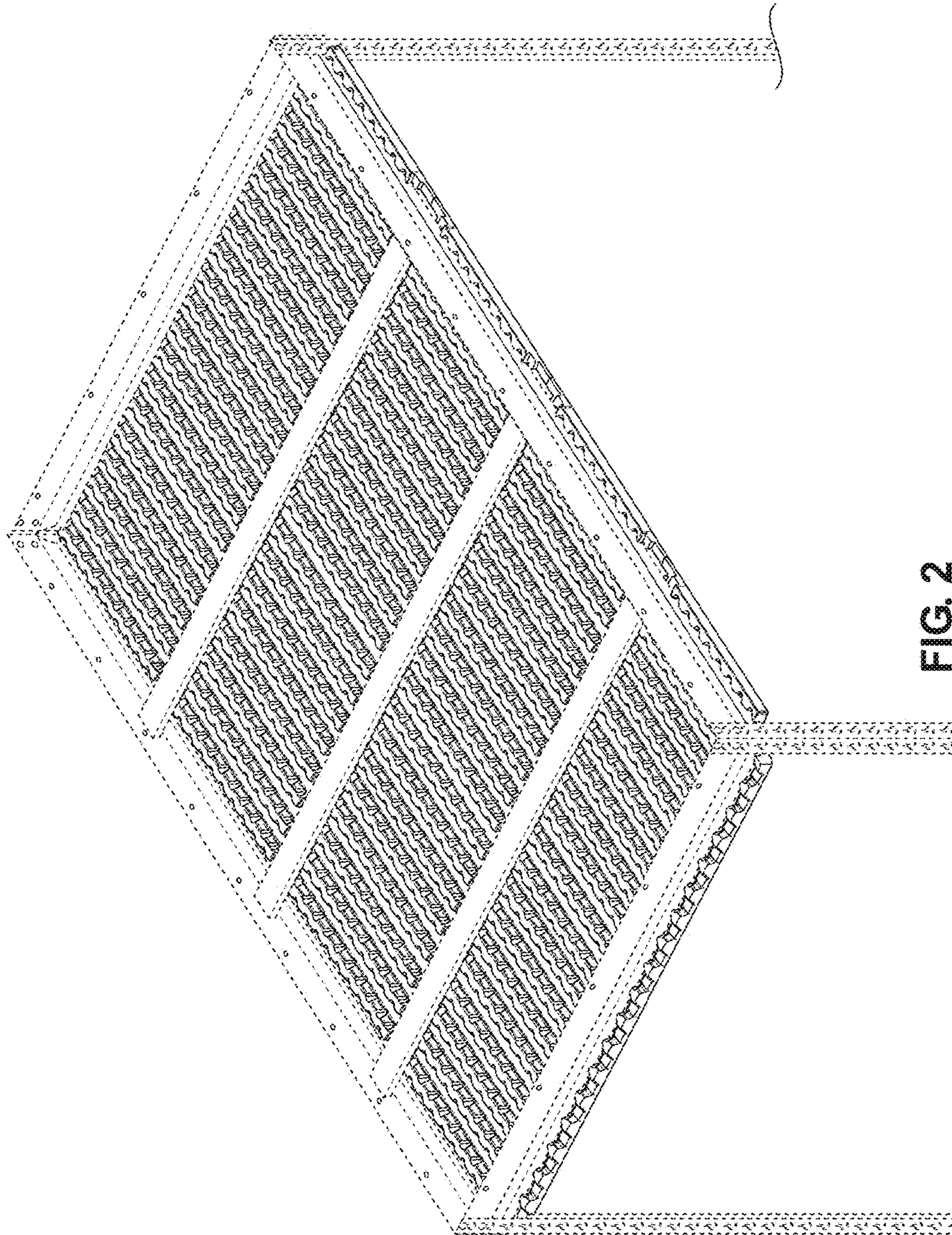


FIG. 2

FIG. 3




FIG. 4




FIG. 5





FIG. 6





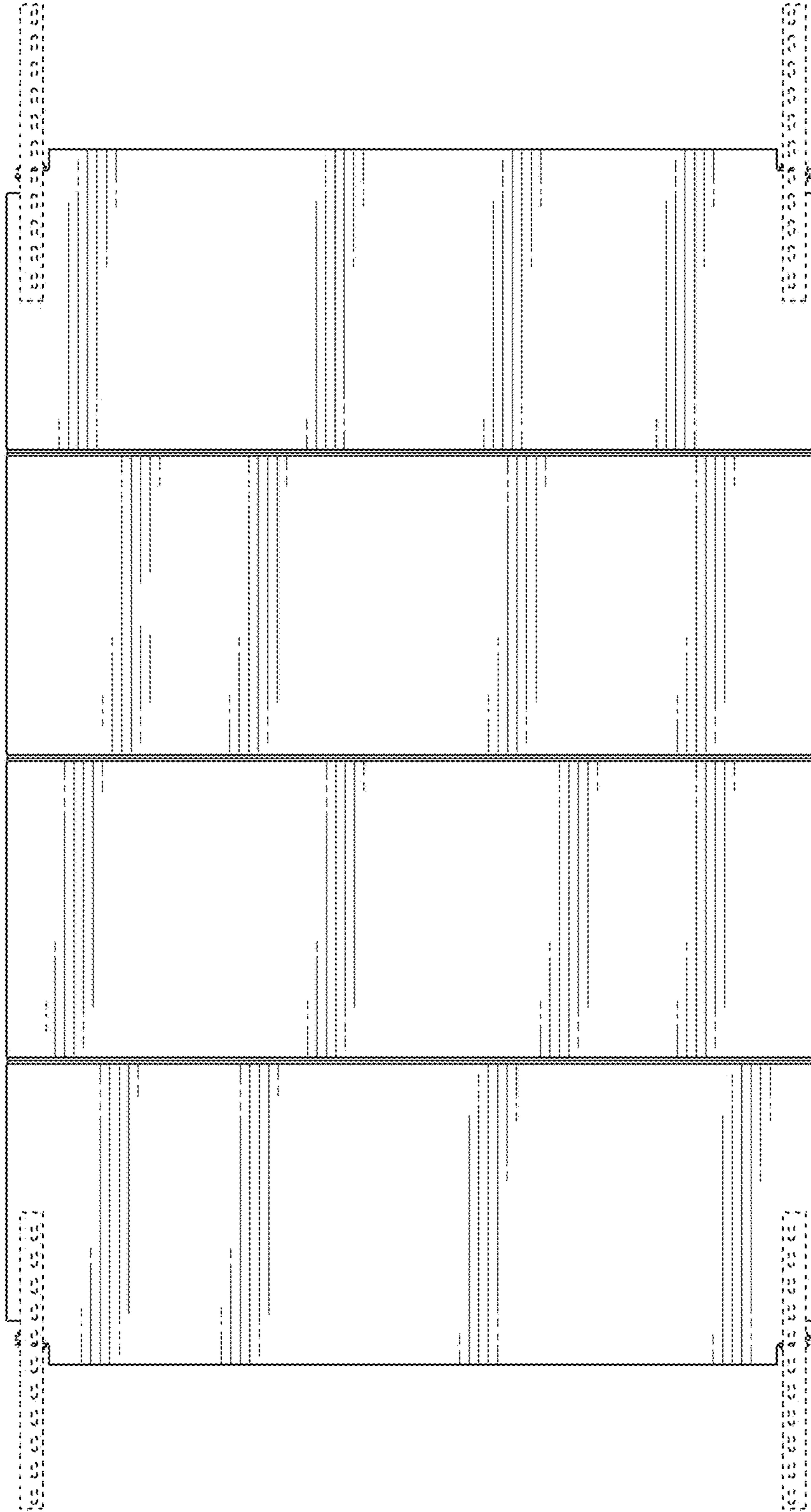


FIG. 7






FIG. 8



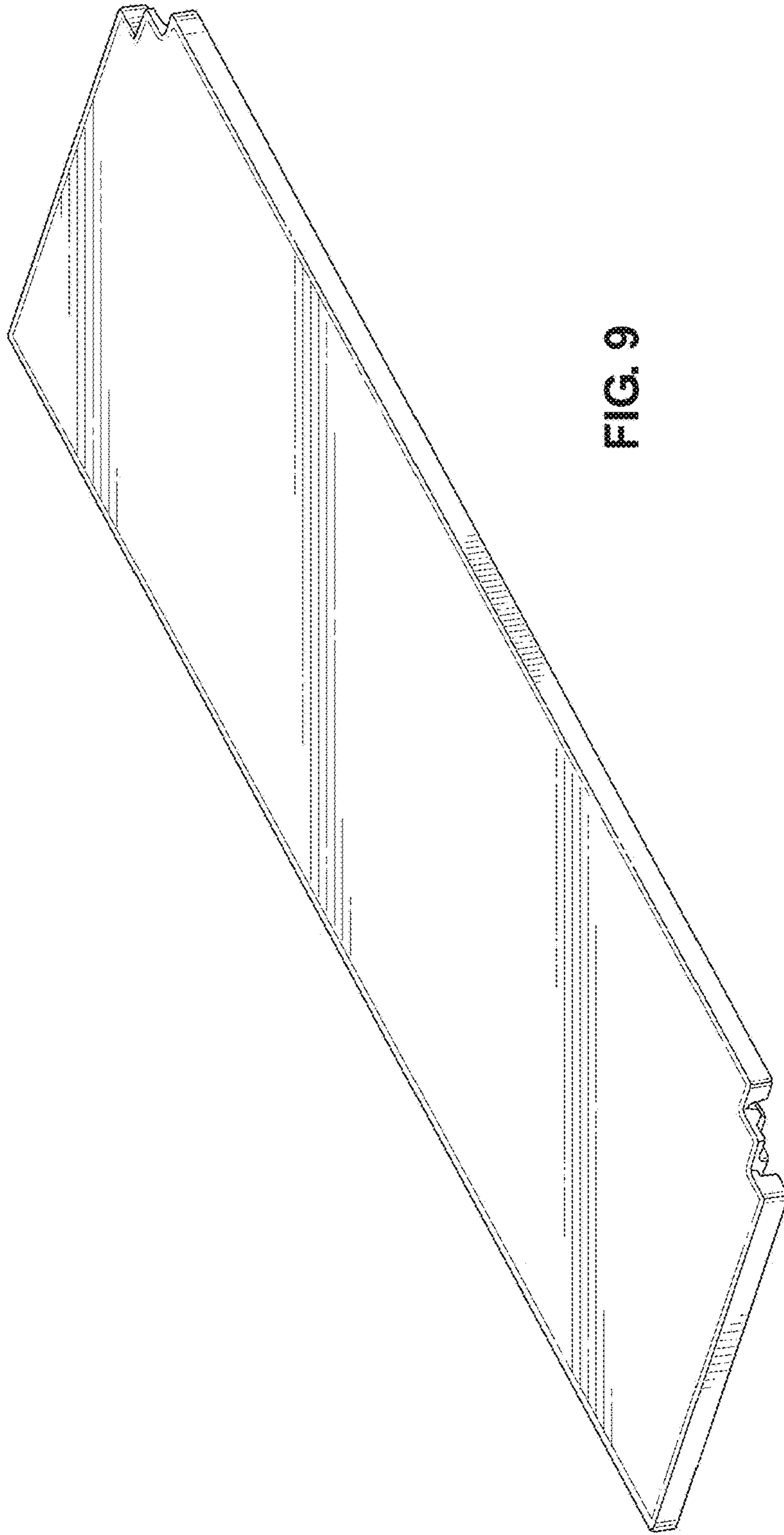


FIG. 9

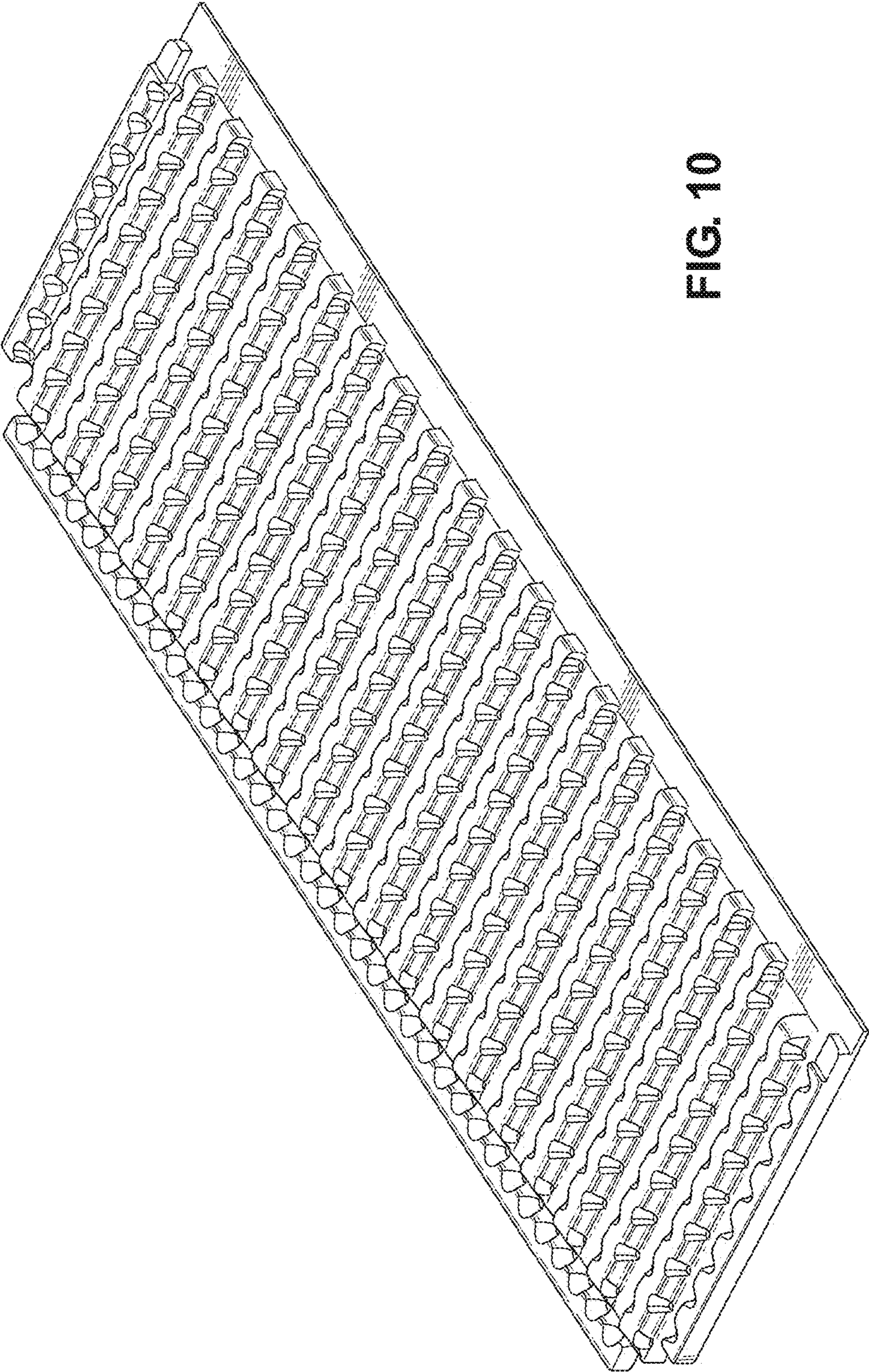


FIG. 10