



US00D834849S

(12) **United States Design Patent** (10) **Patent No.:** **US D834,849 S**
Binfare' (45) **Date of Patent:** **** Dec. 4, 2018**

(54) **DIVAN**

(71) Applicant: **EDRA S.P.A.**, Perignano di Lari (IT)

(72) Inventor: **Francesco Binfare'**, Milan (IT)

(73) Assignee: **EDRA S.P.A.**, Perignano di Lari (IT)

(**) Term: **15 Years**

(21) Appl. No.: **35/501,718**

(22) Filed: **Aug. 19, 2016**

(80) **Hague Agreement Data**

Int. Filing Date: **Aug. 19, 2016**

Int. Reg. No.: **DM/092819**

Int. Reg. Date: **Aug. 19, 2016**

Int. Reg. Pub. Date: **Oct. 14, 2016**

(30) **Foreign Application Priority Data**

Feb. 25, 2016 (EM) 003002369

(51) **LOC (11) Cl.** **06-01**

(52) **U.S. Cl.**
USPC **D6/378**

(58) **Field of Classification Search**
USPC D6/334, 381, 335, 361, 377, 378
(Continued)

(56) **References Cited**

U.S. PATENT DOCUMENTS

D255,513 S * 6/1980 Collins D6/377

D339,246 S * 9/1993 Hutton D6/361

(Continued)

Primary Examiner — Mary Ann Calabrese

(74) *Attorney, Agent, or Firm* — Preston Smirman;
Smirman IP Law, PLLC

(57) **CLAIM**

The ornamental design for divan, as shown and described.

DESCRIPTION

1, 9, 10 Divans

1.1 is a front/left perspective view.

1.2 is a front/left perspective view with the backrest in an alternate position of use.

1.3 is a front/left perspective view with the backrest in a second alternate position of use.

1.4 is a front/right perspective view with the backrest in a third alternate position of use.

1.5 is a right/top perspective view with the backrest in a fourth alternate position of use.

1.6 is a front perspective view with the backrest in a fifth alternate position of use.

1.7 is a left perspective view.

9.1 is a front perspective view.

9.2 is a front perspective view with the backrest in an alternate position of use.

9.3 is a front perspective view with the backrest in a second alternate position of use.

9.4 is a front/right perspective view.

9.5 is a front/right perspective view with the backrest in a third alternate position of use.

9.6 is a right/top perspective view with the backrest in a fourth alternate position of use.

9.7 is a right/top perspective view with the backrest in a fifth alternate position of use.

10.1 is a front perspective view.

10.2 is a front perspective view with the backrest in an alternate position of use.

10.3 is a front perspective view with the backrest in a second alternate position of use.

10.4 is a front/right perspective view with the backrest in a third alternate position of use.

10.5 is a front/right perspective view with the backrest in a fourth alternate position of use.

10.6 is a right/top perspective view.

10.7 is a right/top perspective view with the backrest in a fifth alternate position of use.

1 Claim, 21 Drawing Sheets



(58) **Field of Classification Search**

CPC A47C 3/00; A47C 7/00; A47C 7/02; A47C
1/00; A47C 1/022; A47C 4/00; A47C
13/00; A47C 17/00; A47C 17/04; A47C
17/165

See application file for complete search history.

(56) **References Cited**

U.S. PATENT DOCUMENTS

D390,029	S	*	2/1998	Hutton	D6/361
D416,704	S	*	11/1999	Mourgue	D6/361
D429,901	S	*	8/2000	Gibson	D6/335
D431,381	S	*	10/2000	Gomez	D6/361
D518,302	S	*	4/2006	Tapinassi	D6/361
D553,805	S	*	10/2007	Martin	D30/118
D591,525	S	*	5/2009	Thompson	D6/361
D701,704	S	*	4/2014	Maier	D6/377
D736,535	S	*	8/2015	Foersom	D6/377

* cited by examiner

1.1



1.2



1.3



1.4



1.5



1.6



1.7



9.1



9.2



9.3



9.4



9.5




9.6




9.7




10.1



10.2



10.3



10.4



10.5



10.6



10.7

