



US00D834834S

(12) **United States Design Patent** (10) **Patent No.:** **US D834,834 S**
Hwang (45) **Date of Patent:** **** Dec. 4, 2018**

- (54) **COSMETIC BRUSH HANDLE**
- (71) Applicant: **F.S. KOREA INDUSTRIES INC.,**
Seoul (KR)
- (72) Inventor: **Jae Kwang Hwang,** Seoul (KR)
- (73) Assignee: **F.S. KOREA INDUSTRIES INC.,**
Seoul (KR)
- (**) Term: **15 Years**
- (21) Appl. No.: **29/595,322**
- (22) Filed: **Feb. 27, 2017**
- (30) **Foreign Application Priority Data**
Sep. 13, 2016 (KR) 30-2016-0044885
- (51) **LOC (11) Cl.** **04-99**
- (52) **U.S. Cl.**
USPC **D4/138**
- (58) **Field of Classification Search**
USPC D8/110, 116, 120, 129, 132, 138, 199,
D8/300, 301, DIG. 2, DIG. 7; D28/4, 7,
D28/13, 18, 30, 48, 76, 77; D30/158,
D30/159
CPC A46B 5/00; A46B 5/02; A46B 5/21; A46B
5/021; A46B 5/023; A46B 5/025; A46B
5/0016; A46B 2200/10; A46B 2200/20;
A46B 2200/202; A46B 2200/1046; A46B
1/00; B25G 1/00; B25G 1/102
See application file for complete search history.

- (56) **References Cited**
U.S. PATENT DOCUMENTS
D110,363 S * 7/1938 Racicot 15/160
2,664,582 A * 1/1954 Kammann A46B 5/06
15/143.1
3,648,318 A * 3/1972 Tsuruzawa A46B 7/00
123/80 D
D279,254 S * 6/1985 Smith 16/421

- D282,976 S * 3/1986 Kenney D28/30
- D320,312 S * 10/1991 Grant D4/119
- D427,776 S * 7/2000 Chan D4/134
- D446,943 S * 8/2001 Woodnorth D4/138
- D468,110 S * 1/2003 Libman D4/138
- D601,803 S * 10/2009 Reishus D4/102
- D646,899 S * 10/2011 Dombrowski D4/132
- D651,321 S * 12/2011 Marchese D24/209

(Continued)

OTHER PUBLICATIONS

Wave Knob Handle Cosmetic Brush; Retrieved from www.vanitysmash.com; https://www.vanitysmash.com/products/1pc-wave-knob-handle-cosmetic-brush-6-colors-available; Retrieved on Jul. 18, 2018; Reviewed 2018 (Year: 2018).*

Primary Examiner — Wan Laymon
Assistant Examiner — Clint A Samuel
(74) *Attorney, Agent, or Firm* — Heedong Chae; Lucem, PC

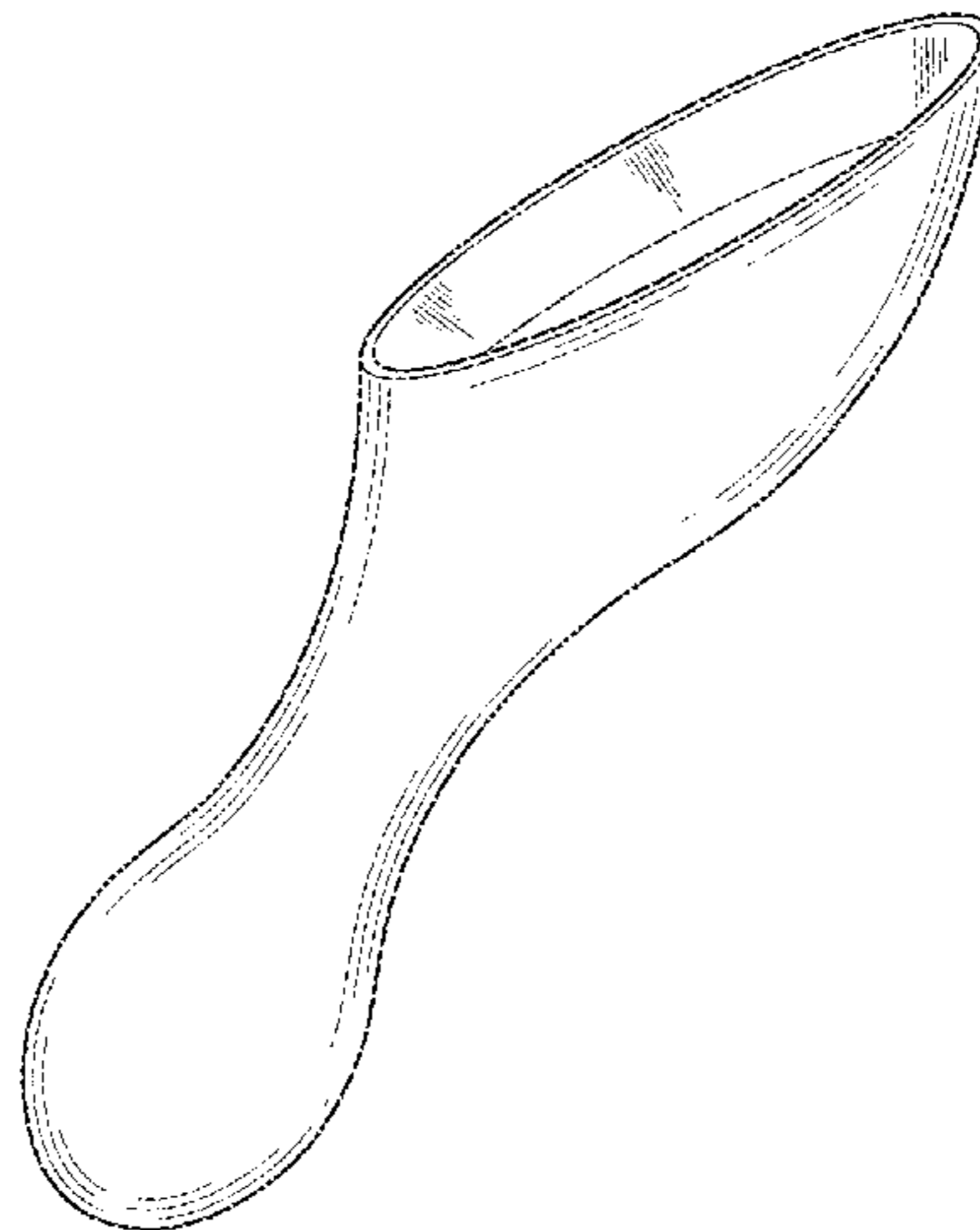
(57) **CLAIM**

The ornamental design for a cosmetic brush handle, as shown and described.

DESCRIPTION

FIG. 1 is a perspective view of a cosmetic brush handle; FIG. 2 is a front view thereof; FIG. 3 is a rear view thereof; FIG. 4 is a left side view thereof; FIG. 5 is a right side view thereof; FIG. 6 is a top plan view thereof; FIG. 7 is a bottom view thereof; FIG. 8 is a cross-sectional view of the cosmetic brush handle taken along the line 8-8 in FIG. 6; and, FIG. 9 is a reference view showing the cosmetic brush handle in use. The broken line showing in FIG. 9 is included for the purpose of illustrating unclaimed portions of the cosmetic brush handle and forms no part of the claimed design.

1 Claim, 5 Drawing Sheets



(56)

References Cited

U.S. PATENT DOCUMENTS

D673,373 S * 1/2013 Sherman D4/132
D677,061 S * 3/2013 Barry D4/138
8,595,883 B1 * 12/2013 Kern A46B 5/0095
15/143.1
D762,005 S * 7/2016 Knutson D28/30
D762,990 S * 8/2016 Hwang D4/138
D783,293 S * 4/2017 Rosenzweig D4/136
D798,603 S * 10/2017 Hwang D4/127
D805,305 S * 12/2017 Wang D4/100
D808,662 S * 1/2018 Saltalamacchia D4/199
2007/0204435 A1 * 9/2007 Pangborn A47J 45/07
16/430
2008/0222824 A1 * 9/2008 Steiner A46B 15/0002
15/143.1
2013/0061428 A1 * 3/2013 Freuler B25G 1/00
16/400

* cited by examiner

FIG. 1

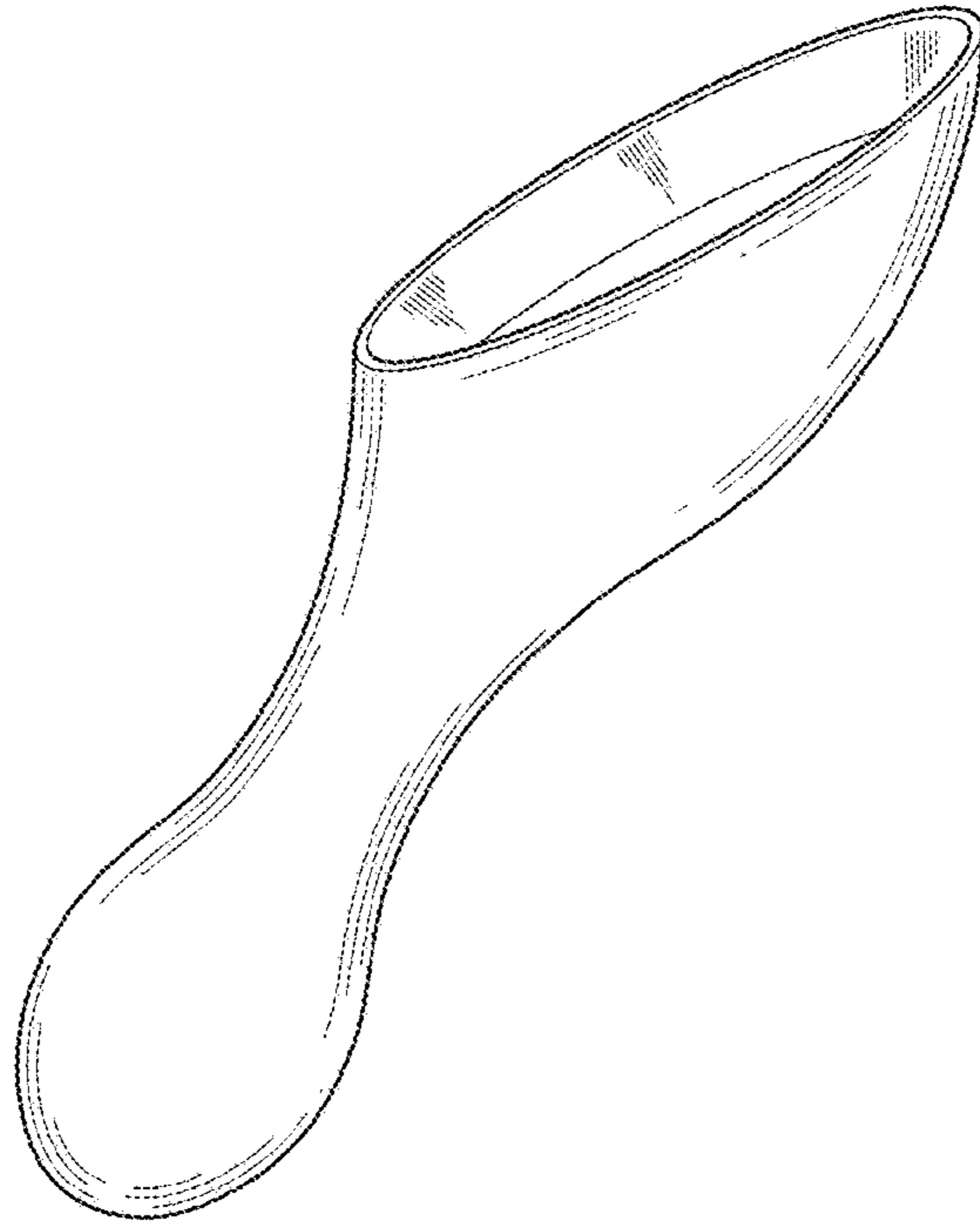


FIG. 2

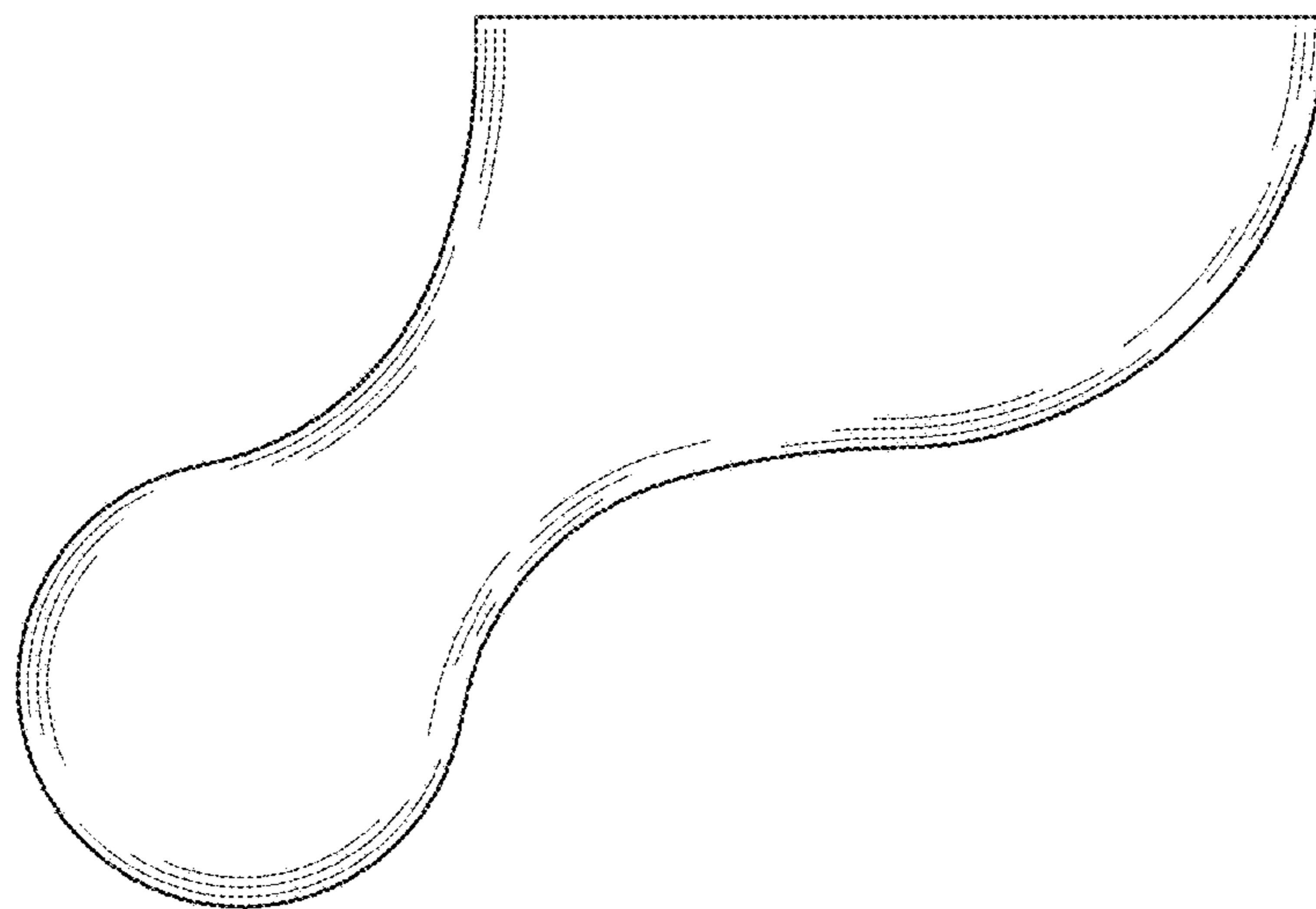


FIG. 3

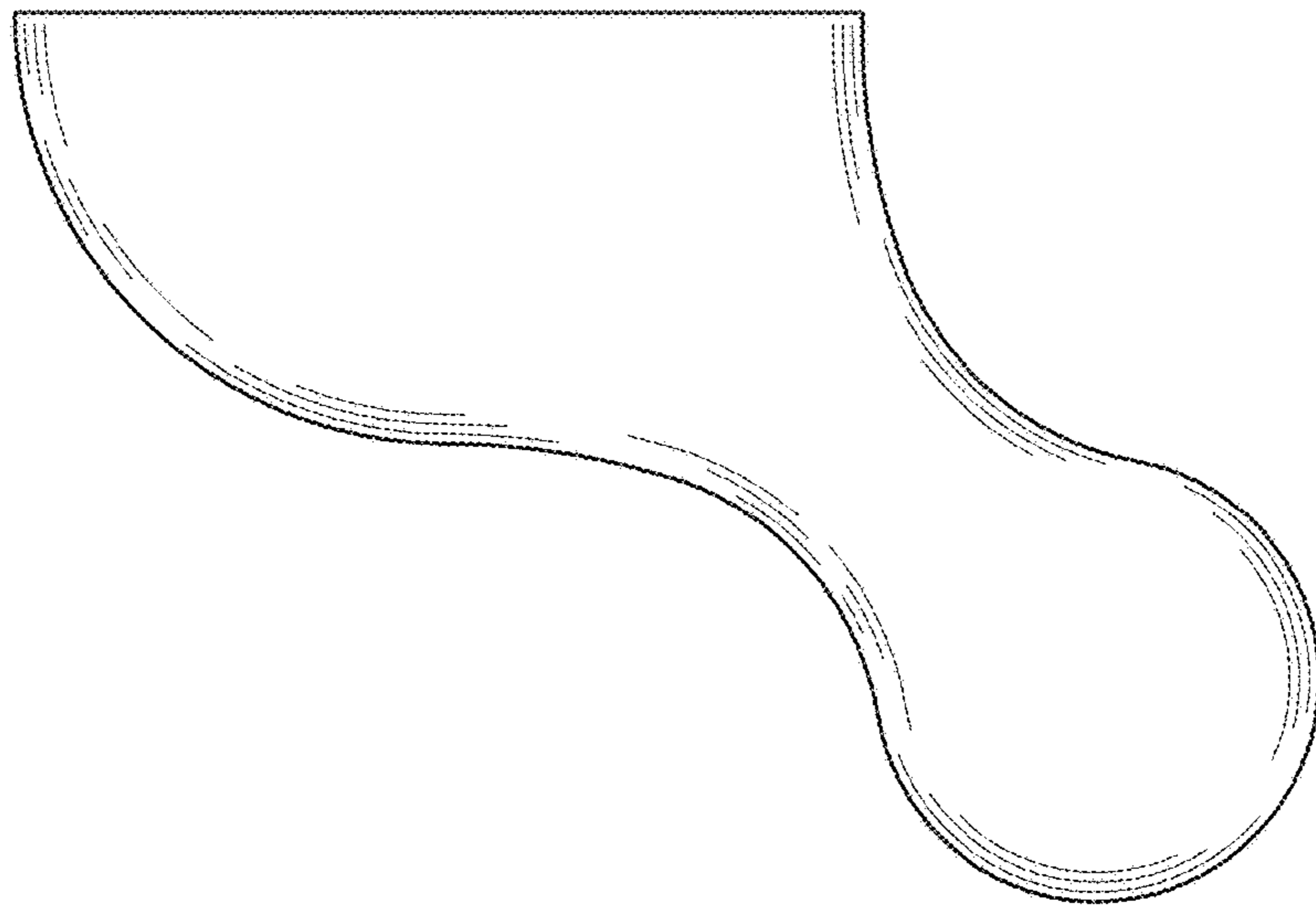


FIG. 4

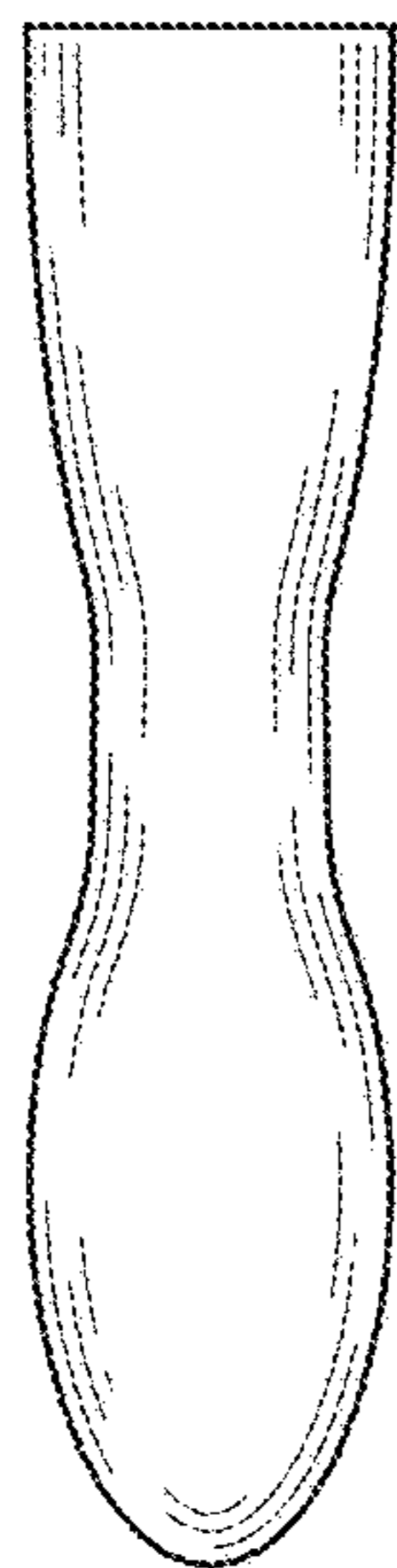


FIG. 5

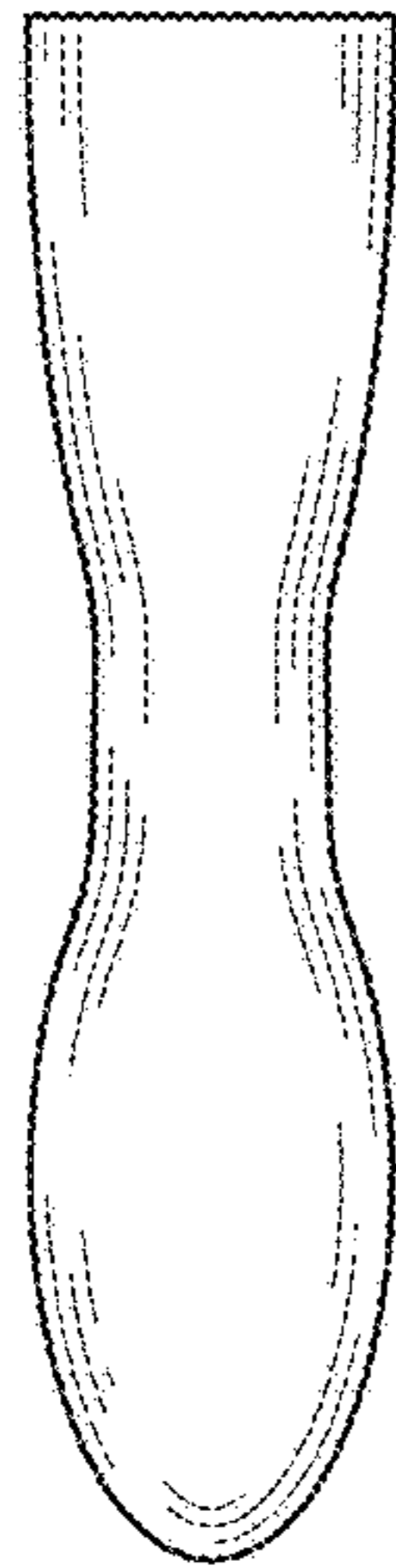


FIG. 6

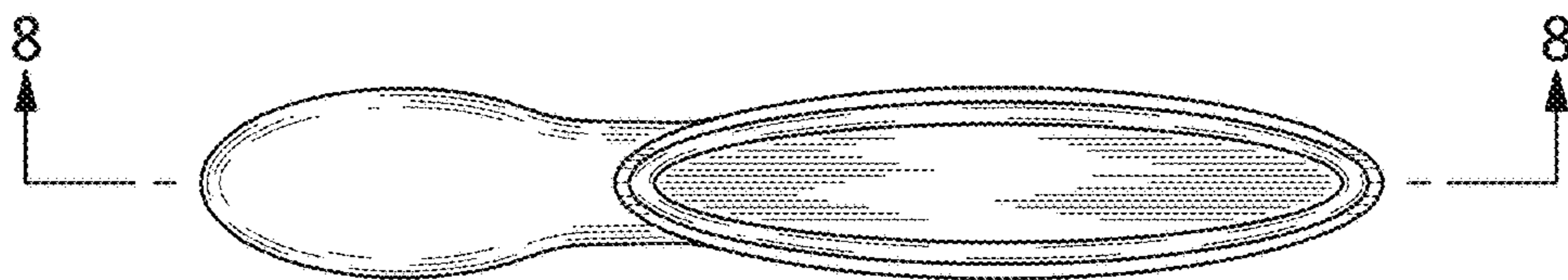


FIG. 7




FIG. 8

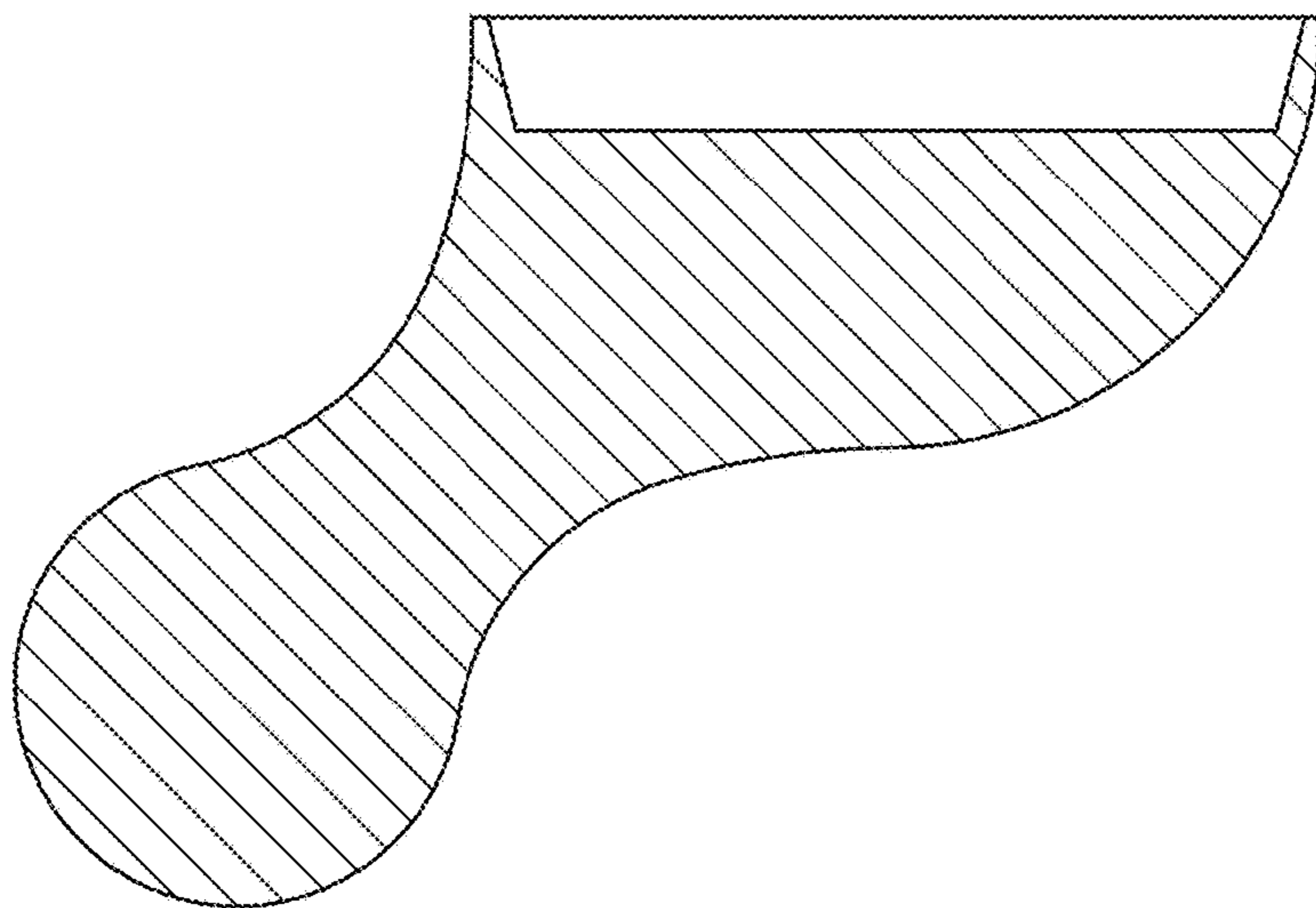


FIG. 9

