



US00D834833S

(12) **United States Design Patent** (10) **Patent No.:** **US D834,833 S**
Martensson (45) **Date of Patent:** **** Dec. 4, 2018**

(54) **BRUSH HANDLE**

(71) Applicant: **Chartpak, Inc.**, Melville, NY (US)

(72) Inventor: **Jon R. Martensson**, East Longmeadow, MA (US)

(73) Assignee: **CHARTPAK, INC.**, Melville, NY (US)

(**) Term: **15 Years**

(21) Appl. No.: **29/581,146**

(22) Filed: **Oct. 17, 2016**

(51) **LOC (11) Cl.** **04-02**

(52) **U.S. Cl.**
USPC **D4/138**

(58) **Field of Classification Search**
USPC D4/104, 105, 106, 107, 108, 109, 110,
D4/111, 112, 113, 114, 115, 116, 117,
(Continued)

(56) **References Cited**

U.S. PATENT DOCUMENTS

D18,492 S * 7/1888 Kraus D19/186
567,589 A 9/1896 Fredericks
(Continued)

FOREIGN PATENT DOCUMENTS

JP D1557910 * 9/2016

OTHER PUBLICATIONS

Image of dot pattern #H3PHC4 [on-line]. Available on the Internet Jun. 7, 2014; retrieved from the Internet Feb. 13, 2018. URL: <<http://www.alamy.com/stock-photo-haltphone-circles-polka-dots-abstract-background-vector-122813156.html?pv=1&stamp=2&imageid=B4DFCE7A-A3E7-430C-B81C-7CB79B6CB3DF&p=398952&n=0%E2%80%A6>>. (3 pages).*

(Continued)

Primary Examiner — Karen E Eldridge Powers

(74) *Attorney, Agent, or Firm* — Myers Wolin, LLC

(57) **CLAIM**

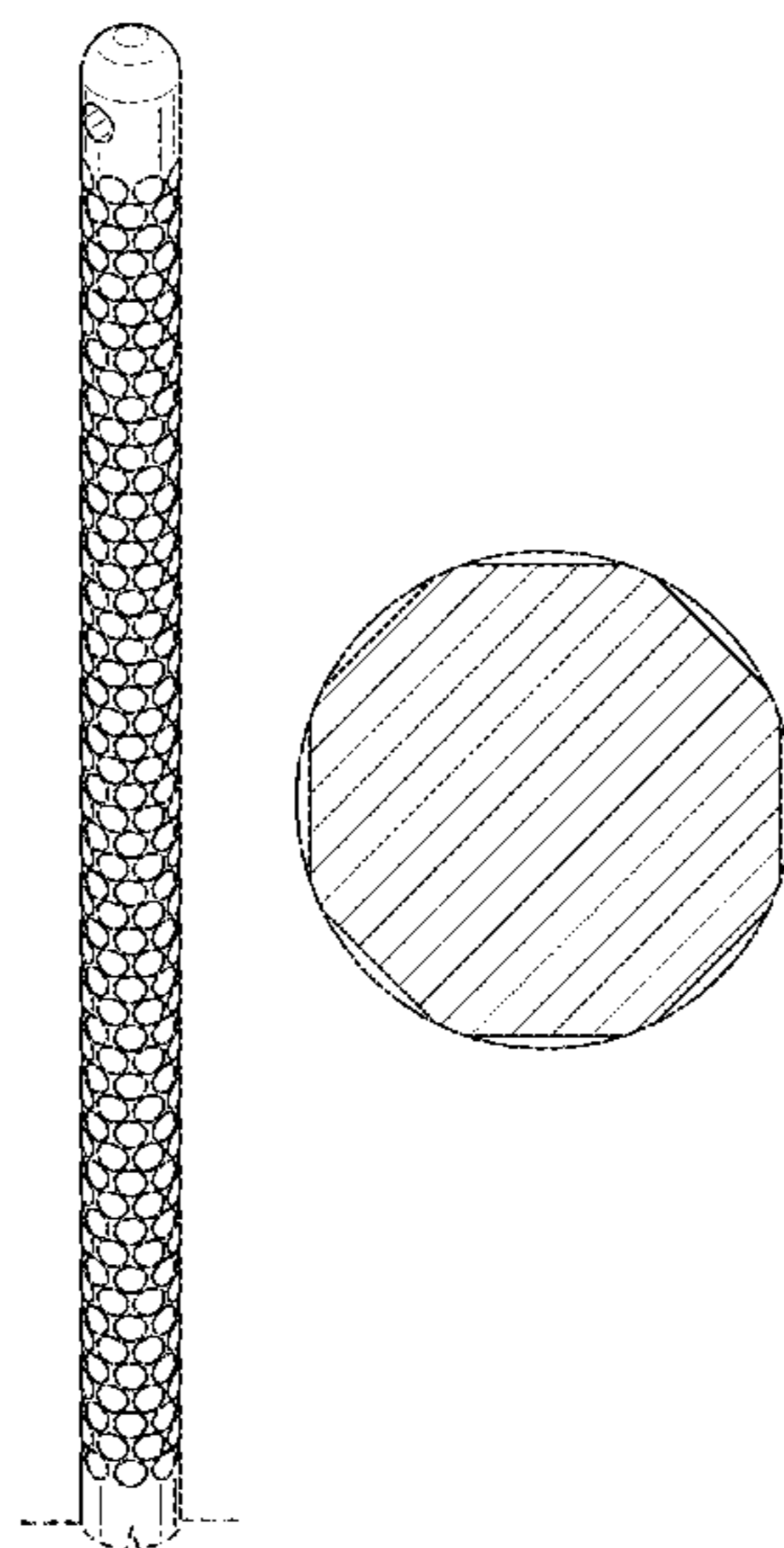
The ornamental design for a brush handle, as shown and described.

DESCRIPTION

FIG. 1 is a perspective view of one embodiment of a brush handle showing my new design; FIG. 2 is a side elevation view thereof; FIG. 3 is a front elevation view thereof, the rear elevation view being identical; FIG. 4 is a top plan view thereof; FIG. 5 is an enlarged side elevation view taken along circle 5 in FIG. 3; FIG. 6 is an enlarged sectional view taken along line 6-6 in FIG. 5; FIG. 7 is an enlarged sectional view taken along line 7-7 in FIG. 5; FIG. 8 is a perspective view of a second embodiment of a brush handle showing my new design; FIG. 9 is a side elevation view thereof; FIG. 10 is a front elevation view thereof, the rear elevation view being identical; FIG. 11 is a top plan view thereof; FIG. 12 is an enlarged front elevation view taken along circle 17 in FIG. 15; FIG. 13 is an enlarged sectional view taken along line 18-18 in FIG. 17; and, FIG. 14 is an enlarged sectional view taken along line 19-19 in FIG. 17.

The broken lines illustrate the bounds of the claim as well as the bounds of the enlarged views, and indicate where in the original drawing the enlarged views were taken. None of the broken line subject matter forms part of the claimed design. Further, the broken away symbols (the brackets) in the drawings indicate that any portion of the article beyond what is shown forms no part of the claimed design.

1 Claim, 6 Drawing Sheets



(58) **Field of Classification Search**

USPC D4/118, 119, 120, 121, 122, 123, 124,
 D4/125, 127, 128, 129, 130, 131, 132,
 D4/133, 134, 135, 136, 137, 199, 138,
 D4/139, 102; D14/411; D19/117, 133,
 D19/163, 169, 170, 173, 174, 183, 185,
 D19/186; D28/7, 56; 15/DIG. 5, 106,
 15/143.1, 146, 159.1, 160, 186, 187;
 312/313, 317, 320; D24/211, 215;
 D32/19, 40, 46, 52, 132
 CPC A46B 9/021; A46B 2200/1046; A46B
 15/0093; A46B 7/04; A46B 7/044; A46B
 5/0016; A45D 33/36

See application file for complete search history.

(56) **References Cited**

U.S. PATENT DOCUMENTS

D28,558 S * 5/1898 Goldsmith D19/185
 D141,630 S * 6/1945 Chapman D19/186
 D141,631 S * 6/1945 Chapman D19/185
 D220,183 S * 3/1971 Boone D24/152
 D258,241 S * 2/1981 Takada D4/135
 D260,531 S * 9/1981 Della Beffa D19/163
 4,552,531 A 11/1985 Martin
 D294,281 S * 2/1988 Song D19/186
 4,836,781 A 6/1989 Meinershagen
 D324,478 S 3/1992 Baer
 5,397,123 A 3/1995 Huang
 D358,001 S * 5/1995 Ramsey D28/68
 D371,219 S * 6/1996 Bouchez D28/7
 5,578,050 A 11/1996 Webb
 D390,440 S 2/1998 Kayson et al.
 D404,763 S * 1/1999 Shimizu D19/173
 5,913,682 A 6/1999 Strate
 6,361,317 B1 * 3/2002 Rahman A61C 3/00
 433/141
 6,382,972 B1 * 5/2002 Fischer A61C 3/005
 401/271
 D500,794 S * 1/2005 Conklin D19/174

6,837,637 B1 * 1/2005 Beck A61K 8/8152
 15/443
 D510,385 S * 10/2005 Martzloff D19/186
 7,153,201 B2 12/2006 Smith
 7,249,948 B2 7/2007 Hill
 D571,962 S 6/2008 Wittke-Kothe
 D593,202 S * 5/2009 Petersen D24/133
 D601,285 S 9/2009 Chen
 8,006,861 B2 8/2011 Kim
 D645,506 S * 9/2011 Hung D19/117
 D660,966 S 5/2012 Sheild
 D696,905 S 1/2014 Carreno et al.
 8,677,641 B2 * 3/2014 Panno, Jr. B44D 3/00
 33/483
 D725,113 S * 3/2015 Roskopp D14/411
 D729,874 S * 5/2015 Larson D19/169
 D749,726 S * 2/2016 Ponganis D24/133
 2004/0010233 A1 * 1/2004 Hjertman A61M 5/3129
 604/187
 2006/0017314 A1 * 1/2006 Jang A46B 15/0087
 300/21
 2007/0082750 A1 4/2007 Rose
 2011/0252589 A1 * 10/2011 Casey A46B 9/02
 15/160
 2017/0245957 A1 * 8/2017 Lee A61B 1/247

OTHER PUBLICATIONS

eBay, "Bike Handlebar Grip Buying Guide", Jun. 9, 2014, URL:<<http://www.ebay.com/gds/Bike-Handlebar-Grip-Buying-Guide-/10000000177321385/g.html>>.
 The Scopesmith, "1911 Emperor Scorpion Grip", Gun Room Home Page, retrieved Sep. 22, 2016, URL: <http://thescopeSmith.com/gun_room/new-sig-sauer-1911-emperor-scorpion-45-acp-5-81-g10-black-garolite-grips-lowpro-night-sights-fde-cerakote/>.
 Speed Shooters International, "SV Signature Micro Pocket Grip w/ Magwell in S/S", retrieved Sep. 22, 2016 from website <www.speedshooter.com>.
 Smartprince, "UniWrite Ball Point Pen", retrieved Sep. 22, 2016, URL:<<http://www.smartprince.com/portfolio/uniwrite/>>.

* cited by examiner

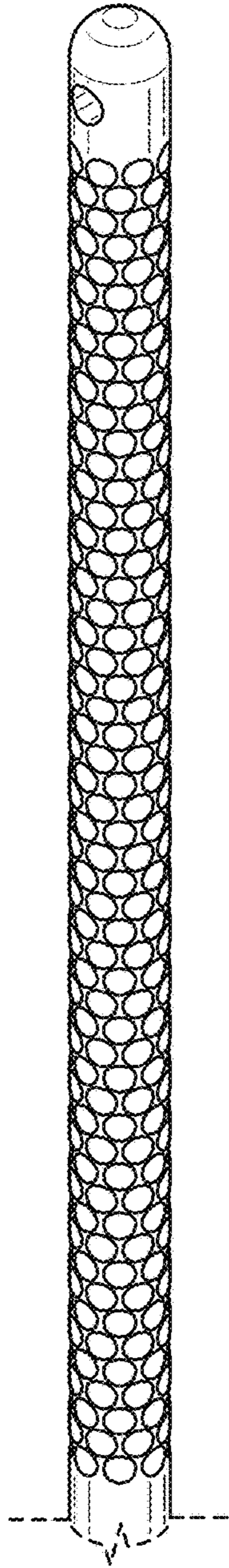


FIG. 1

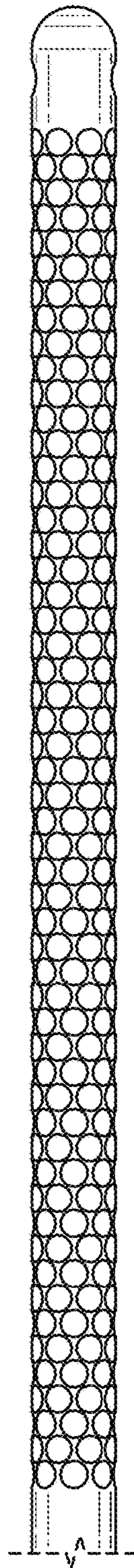


FIG. 2

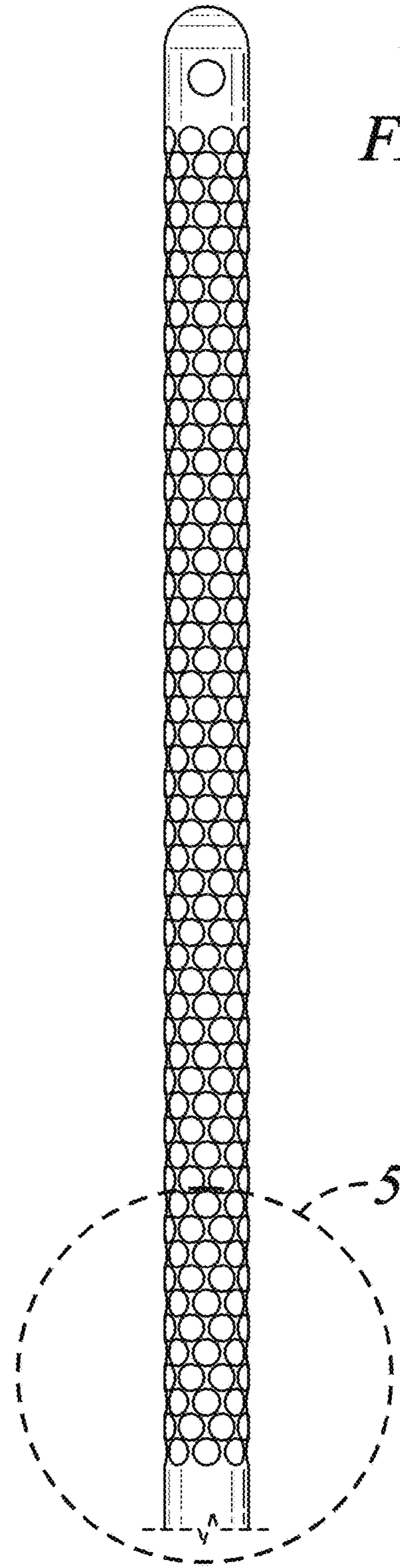


FIG. 3



FIG. 4

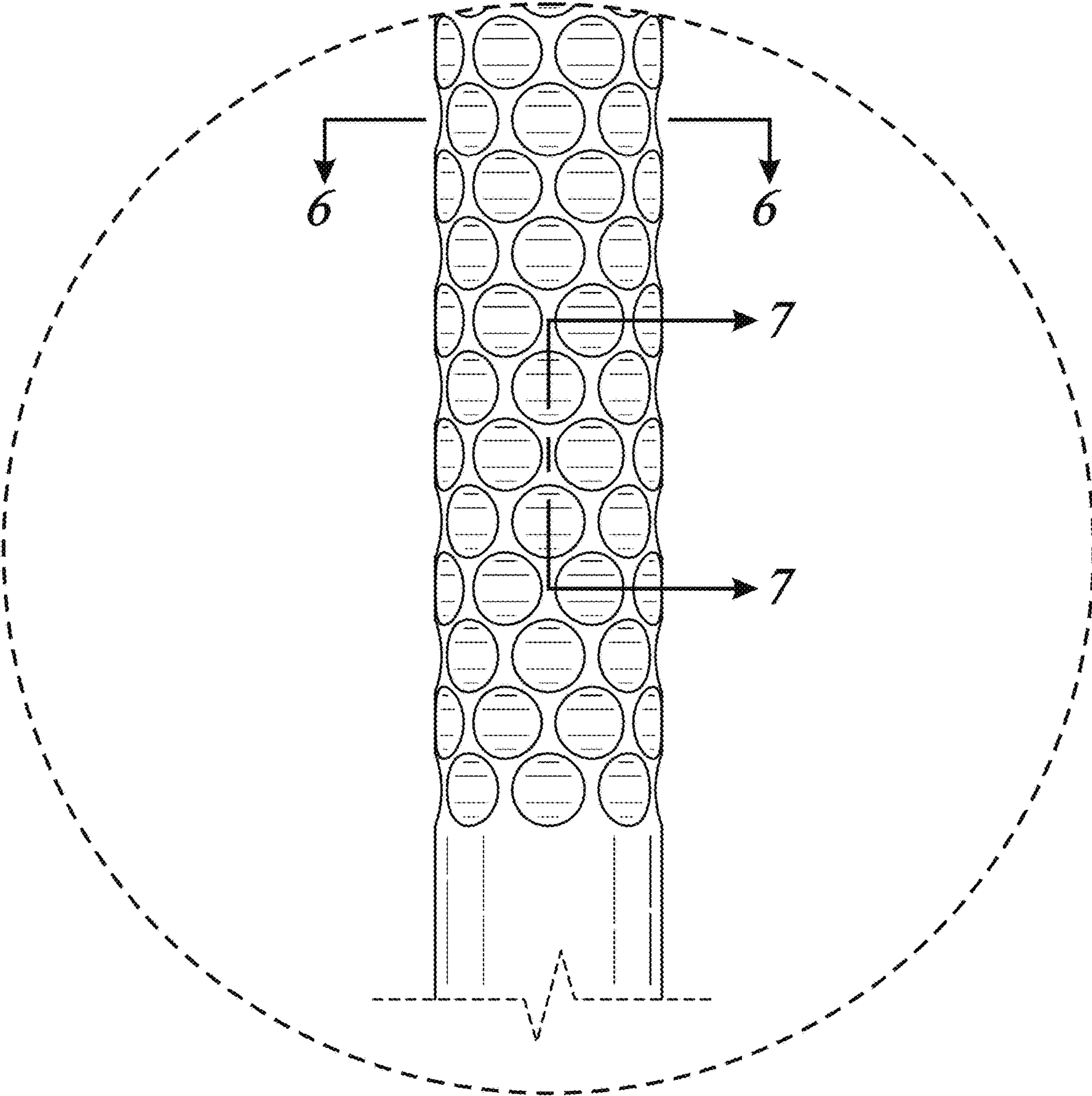


FIG. 5

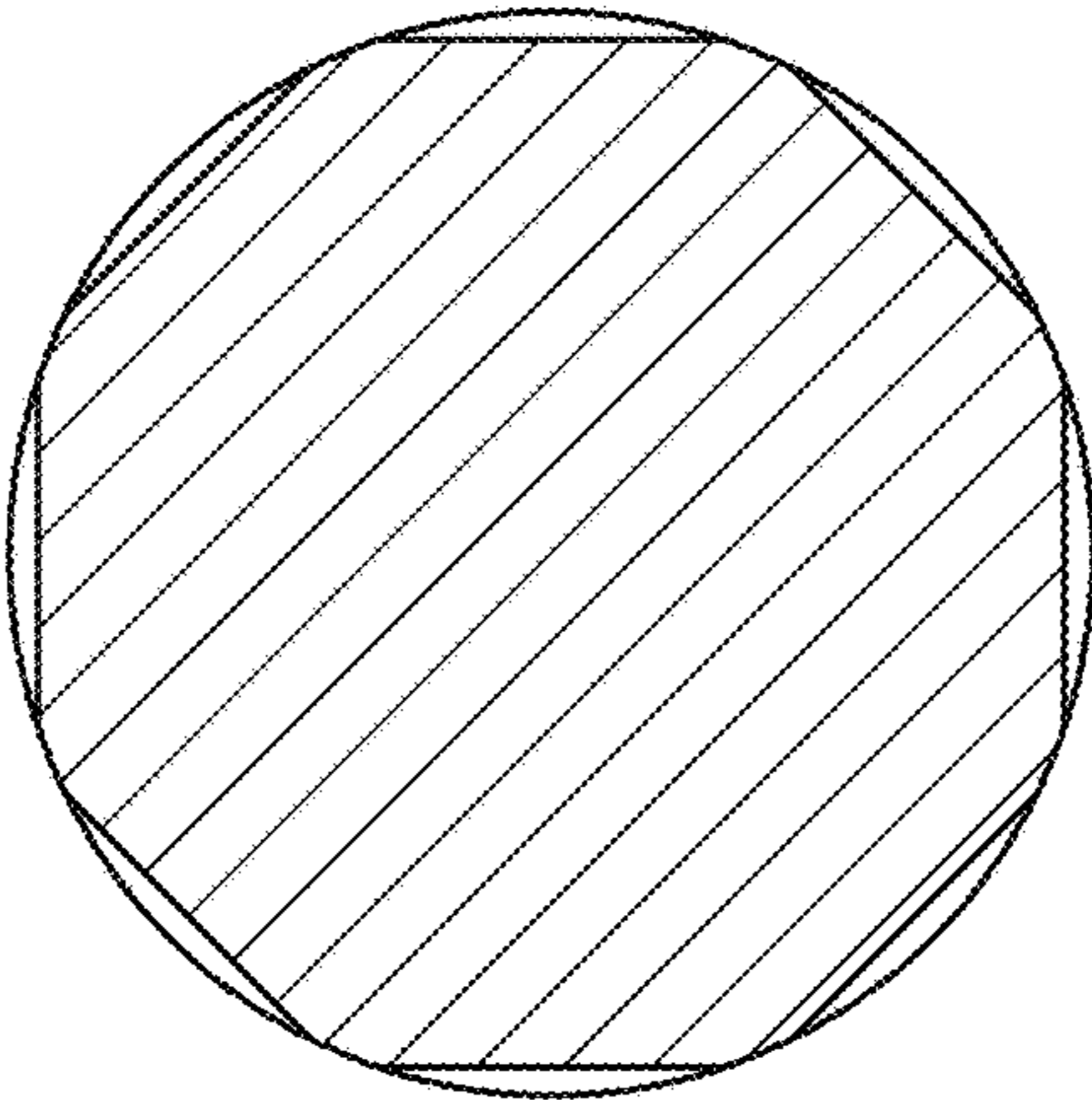


FIG. 6

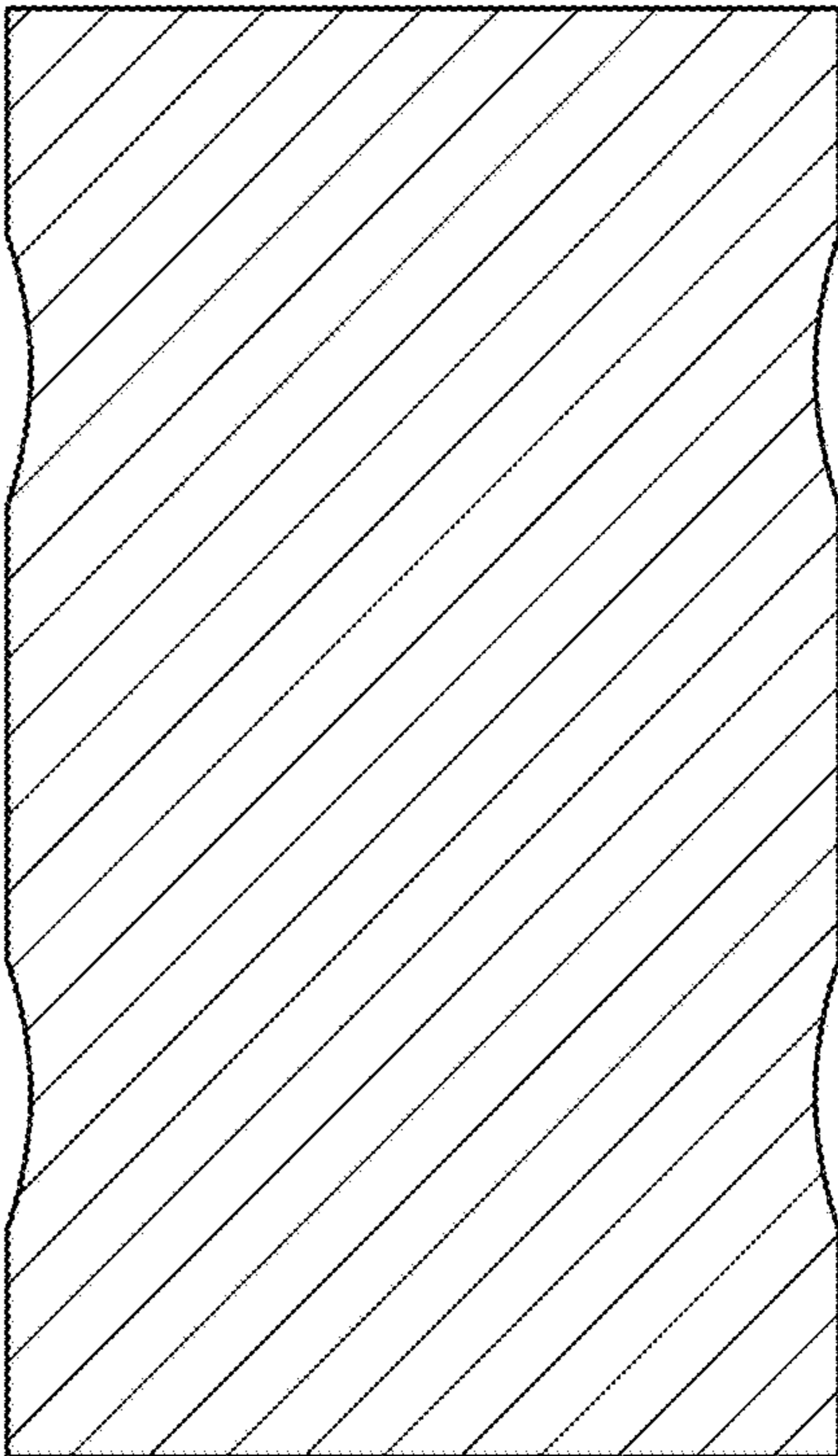


FIG. 7



FIG. 11

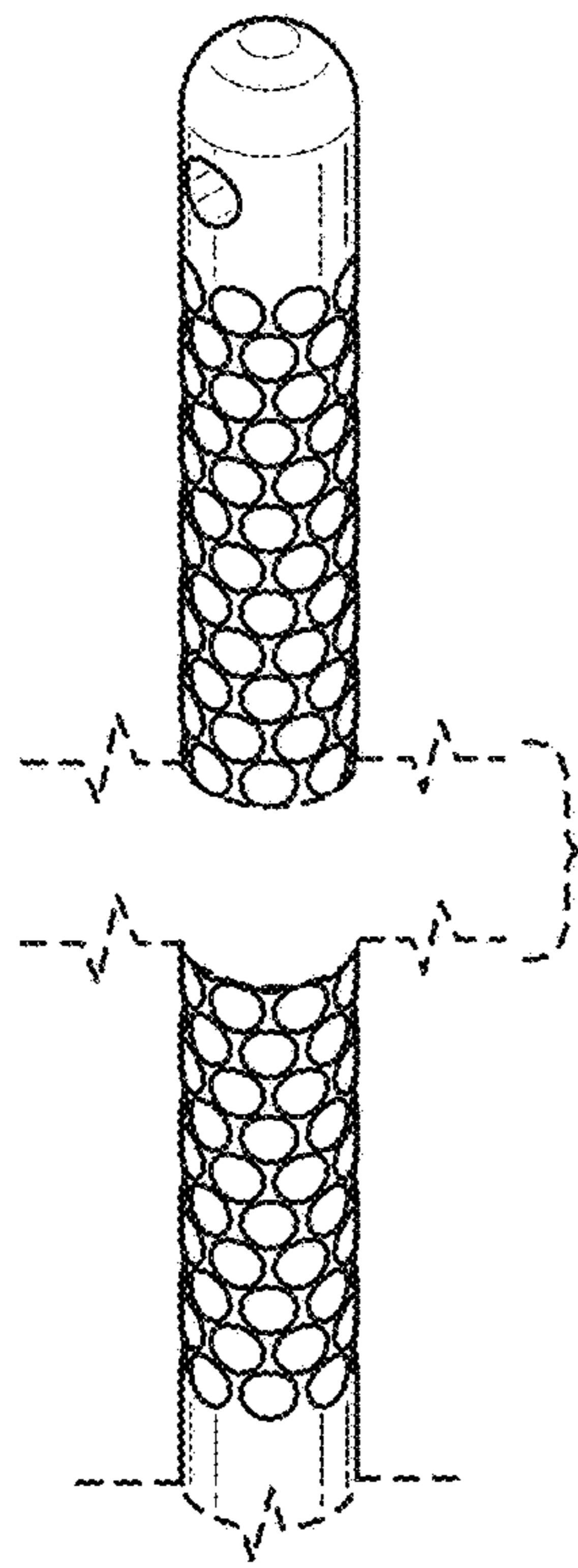


FIG. 8

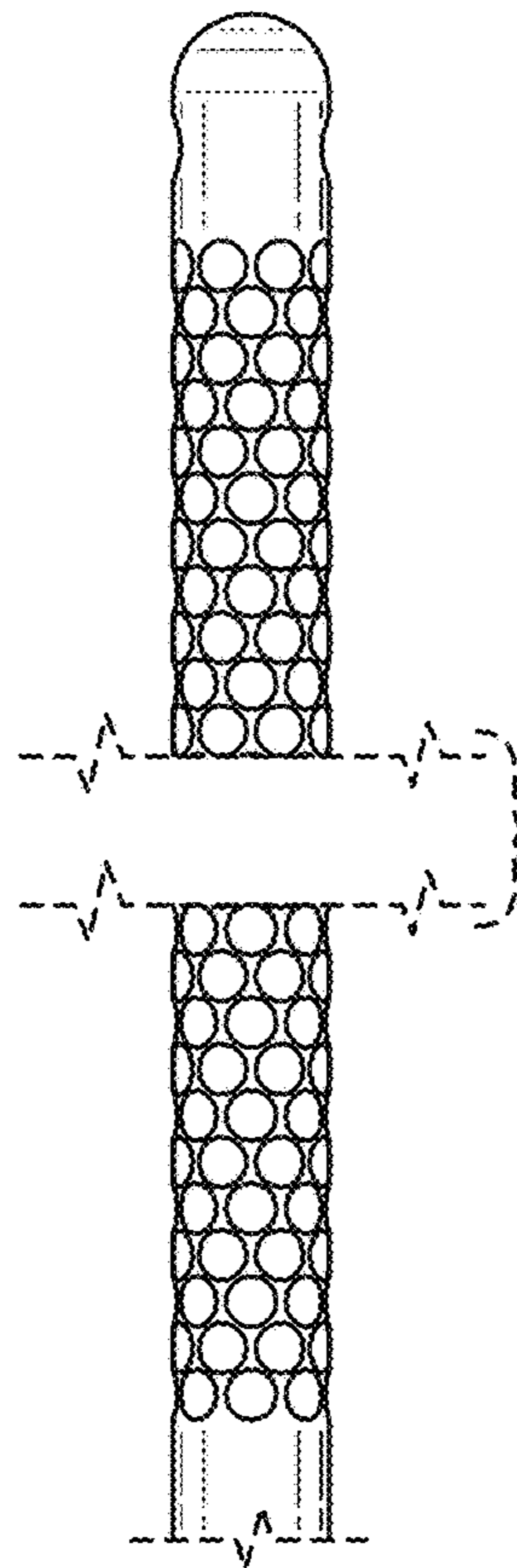


FIG. 9

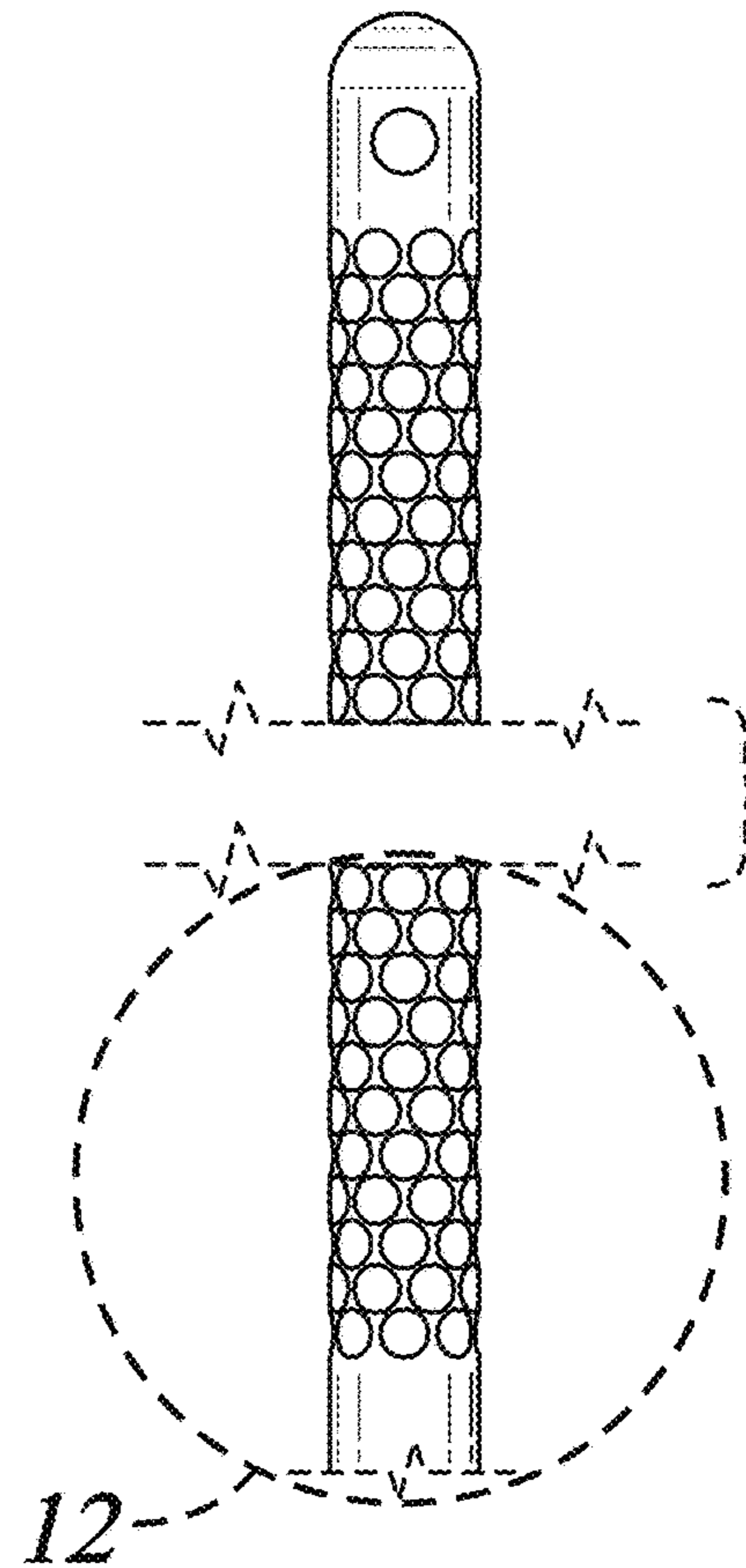


FIG. 10

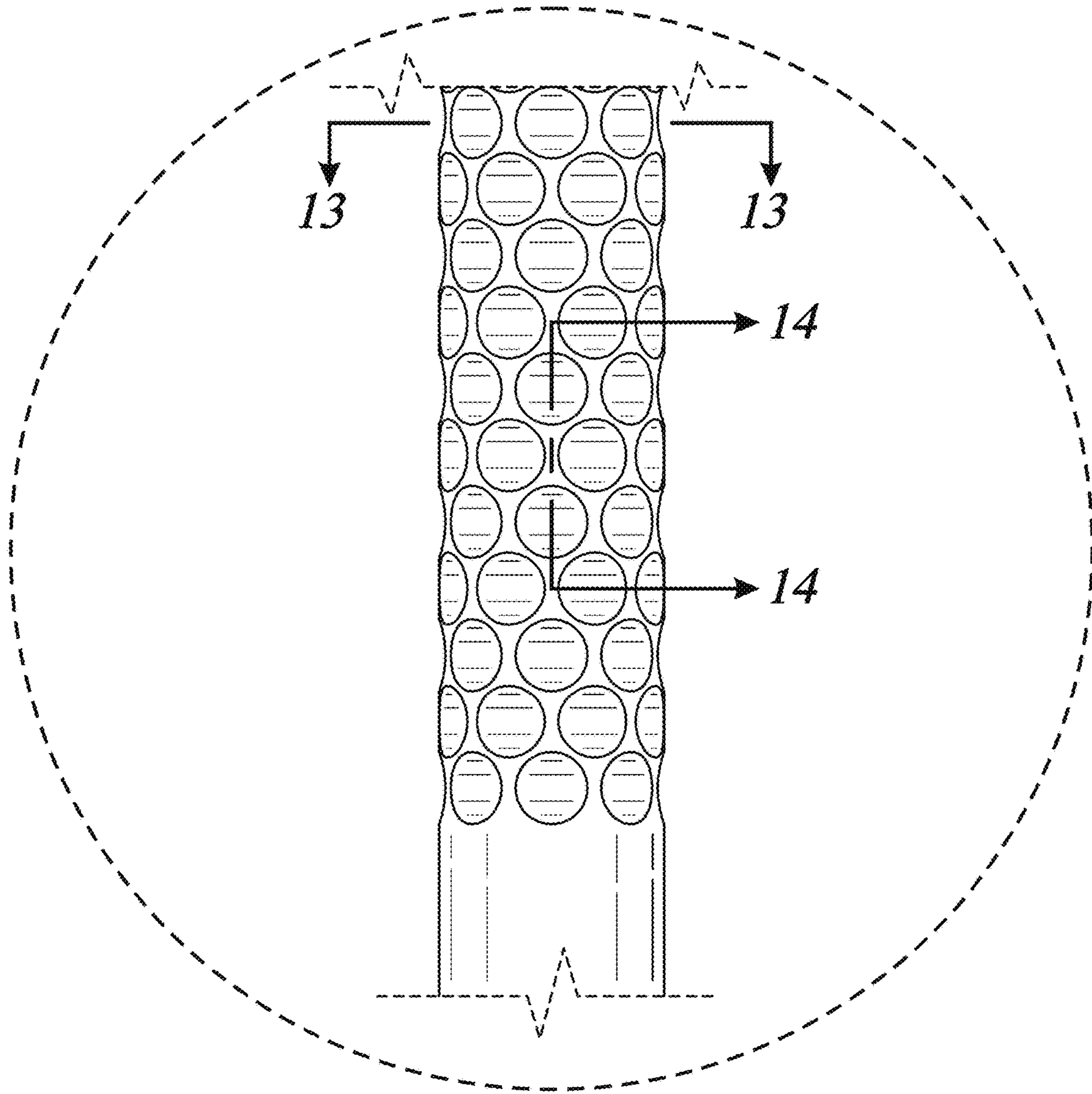


FIG. 12

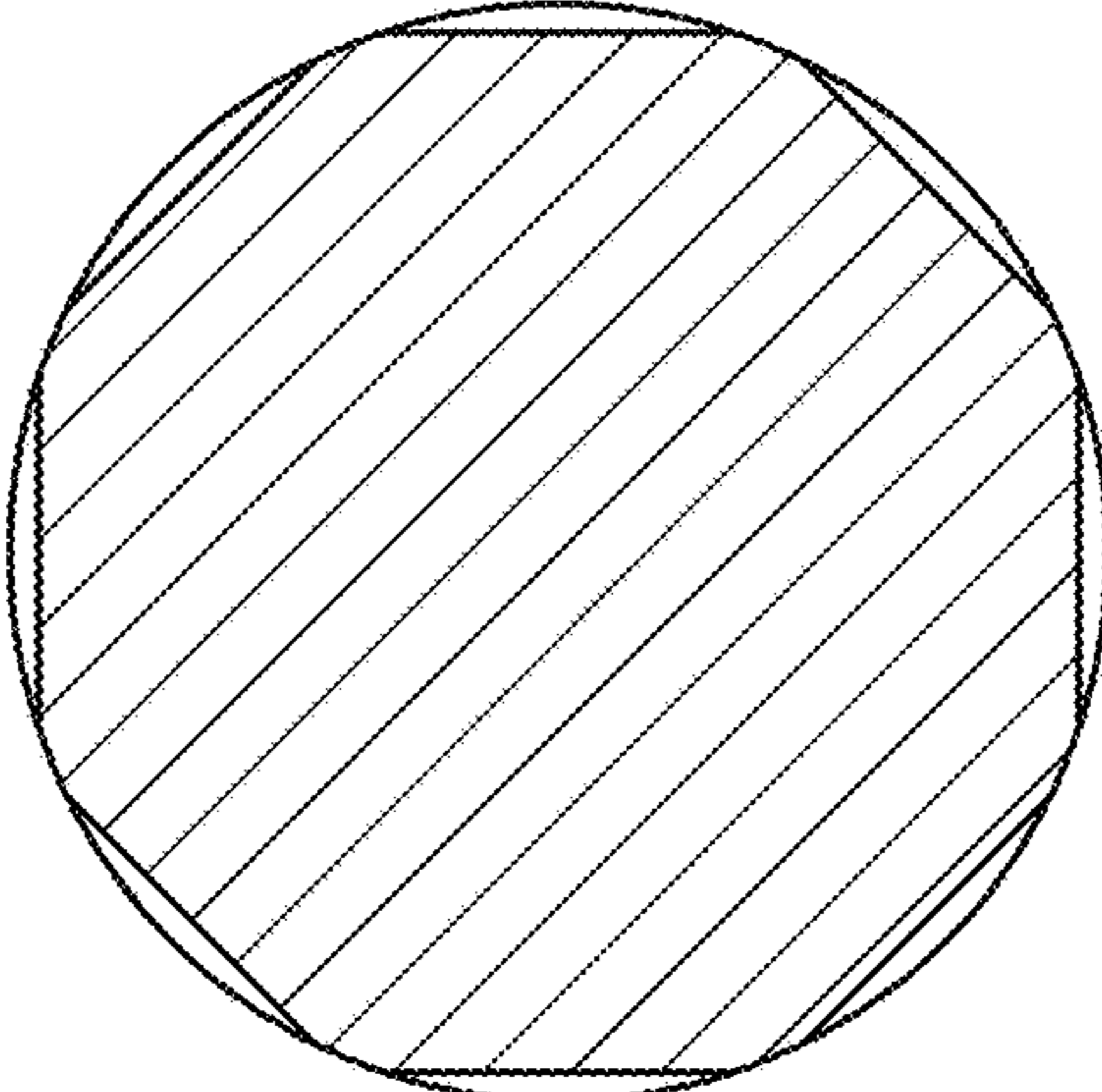


FIG. 13

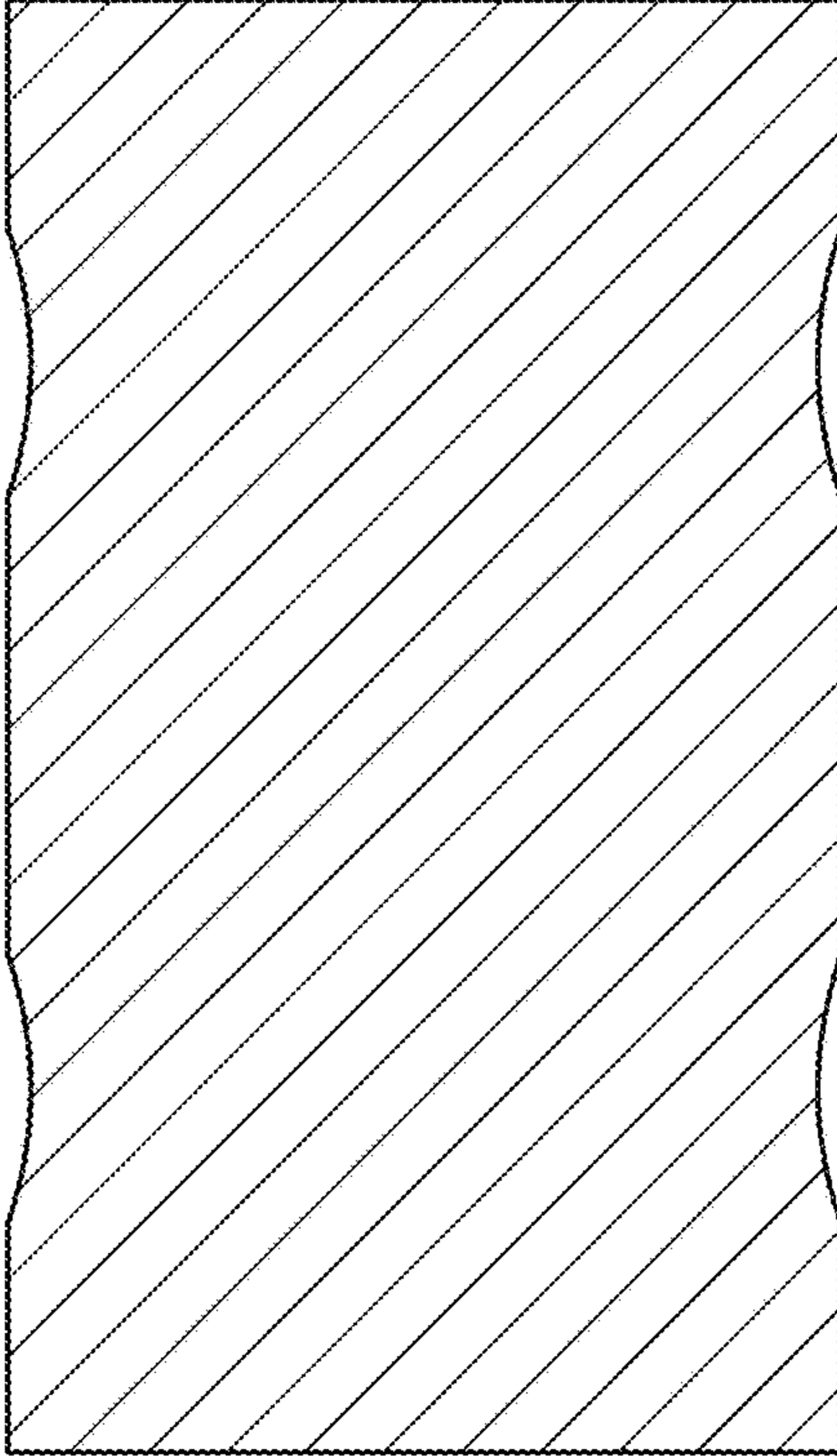


FIG. 14