



US00D834825S

(12) **United States Design Patent**  
**Ogilvie**

(10) **Patent No.:** **US D834,825 S**

(45) **Date of Patent:** **\*\* Dec. 4, 2018**

- (54) **LID**
- (71) Applicant: **Enviro-Tex Products Inc.**, Paris (CA)
- (72) Inventor: **James Barrie Ogilvie**, Paris (CA)
- (73) Assignee: **Enviro-Tex Products Inc.**, Paris, Ontario (CA)
- (\*\*) Term: **15 Years**
- (21) Appl. No.: **29/611,223**

D592,402 S \* 5/2009 Ahlgrim ..... D3/318  
 D603,168 S \* 11/2009 Melhede ..... D3/318  
 8,596,492 B2 \* 12/2013 Lown ..... B65D 43/0212  
 220/787  
 D790,337 S \* 6/2017 Sofy ..... D3/232

\* cited by examiner

*Primary Examiner* — Holly H Baynham

(74) *Attorney, Agent, or Firm* — Walter | Haverfield LLP;  
Sean F. Mellino; D. Peter Hochberg

- (22) Filed: **Jul. 19, 2017**
- (51) **LOC (11) Cl.** ..... **03-01**
- (52) **U.S. Cl.**  
USPC ..... **D3/326**

(57) **CLAIM**

The ornamental design for a lid, as shown and described.

- (58) **Field of Classification Search**  
USPC ..... D3/318, 326; D9/435  
CPC ..... B65D 41/16; B65D 21/0219; B65D  
25/2841; B65D 25/32; B65D 43/164;  
B65D 43/02; B65D 2543/00296; B65D  
2543/00555; B65D 2543/00518; B65D  
243/00694; B65D 2543/00759; B65D  
2543/00805; B65D 21/0209; B65D  
21/0212

**DESCRIPTION**

FIG. 1 is a top perspective view of a lid according to my invention;  
 FIG. 2 is a bottom perspective view of the lid of FIG. 1;  
 FIG. 3 is a first side elevation view of the lid of FIG. 1;  
 FIG. 4 is a second side elevation view of the lid of FIG. 1;  
 FIG. 5 is a third side elevation view of the lid of FIG. 1;  
 FIG. 6 is a fourth side elevation view of the lid of FIG. 1;  
 FIG. 7 is a top plan view of the lid of FIG. 1; and,  
 FIG. 8 is a bottom plan view of the lid of FIG. 1.

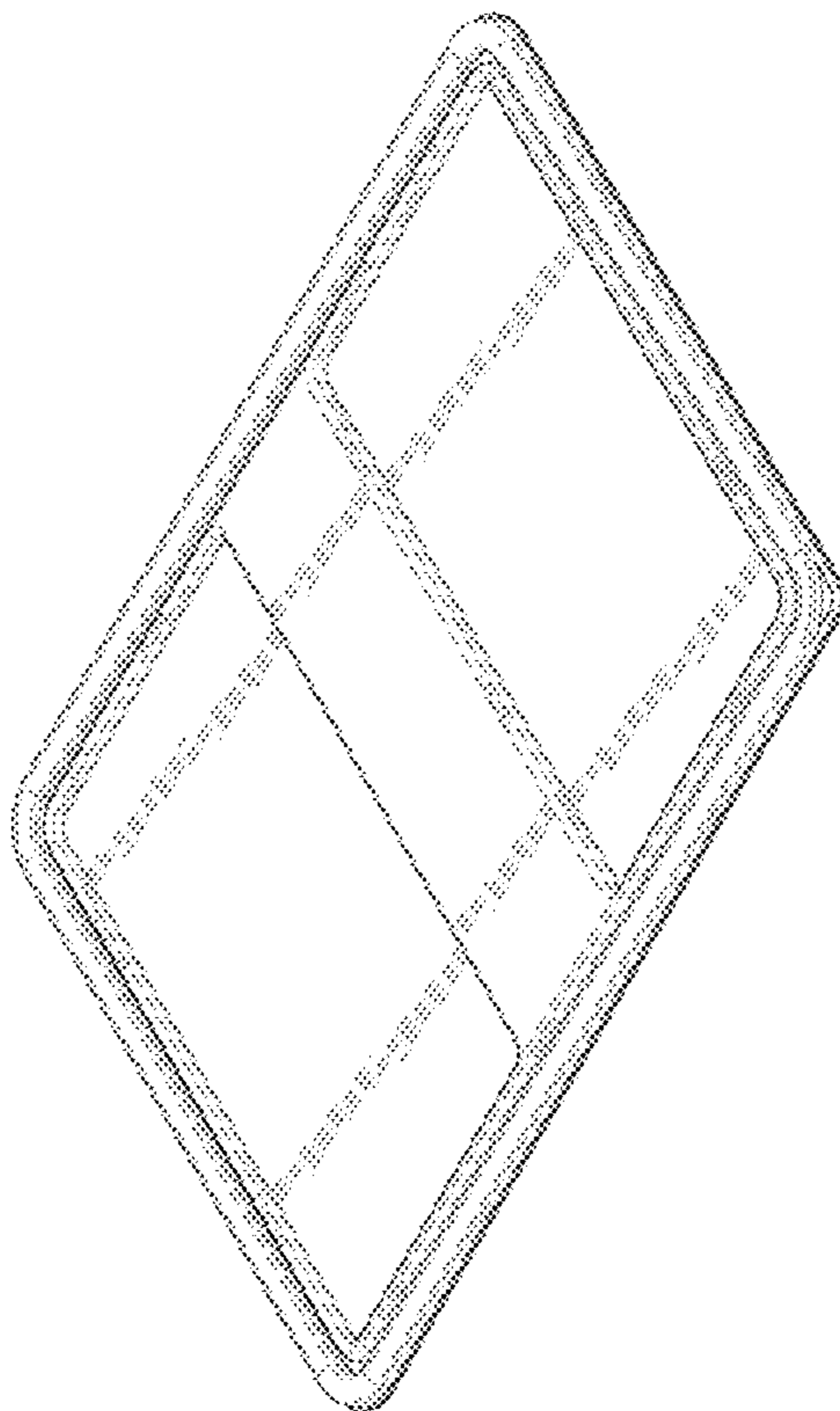
See application file for complete search history.

(56) **References Cited**

**U.S. PATENT DOCUMENTS**

- D349,646 S \* 8/1994 Dickinson ..... D3/302
- D368,162 S \* 3/1996 Miller ..... D3/323

**1 Claim, 5 Drawing Sheets**



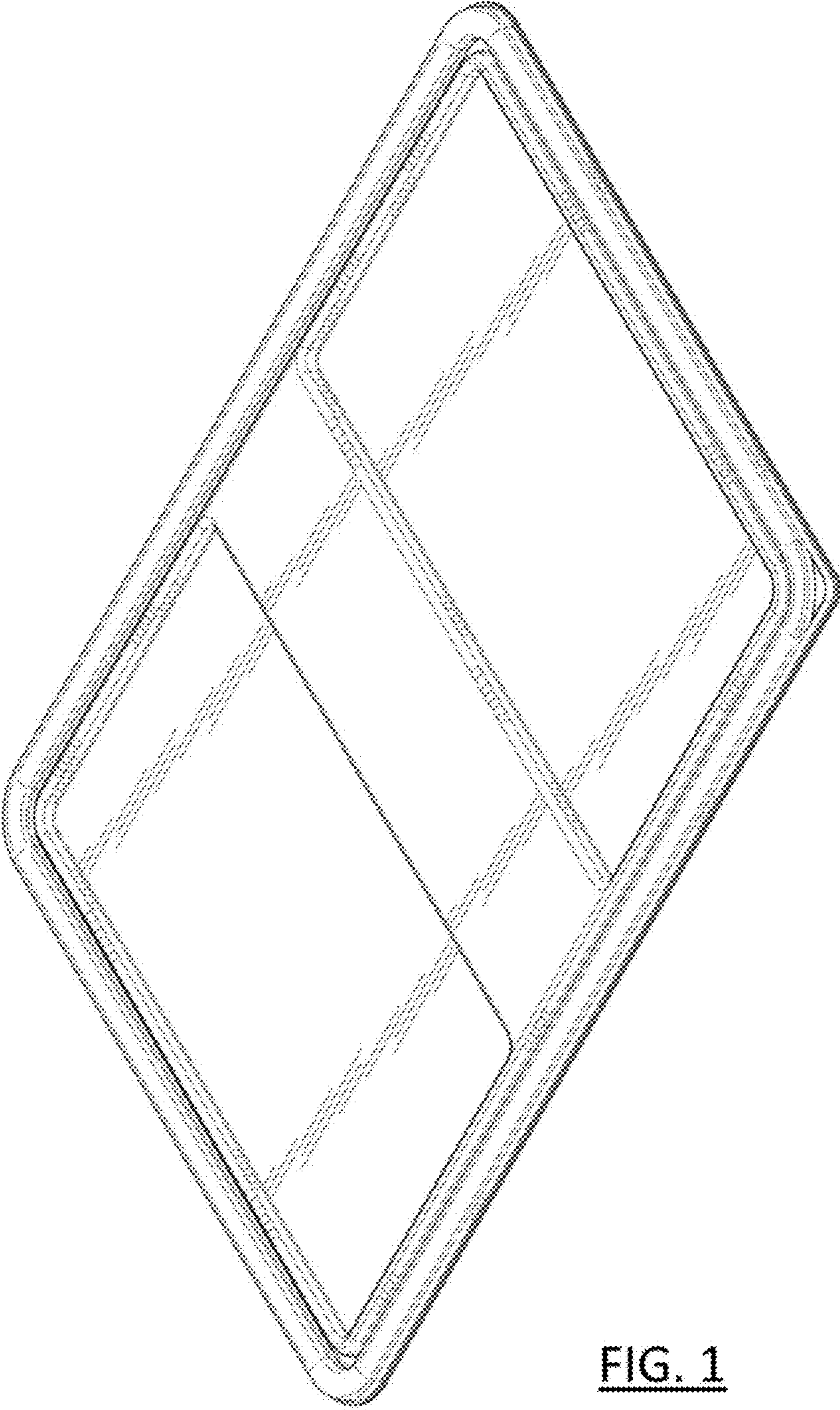


FIG. 1

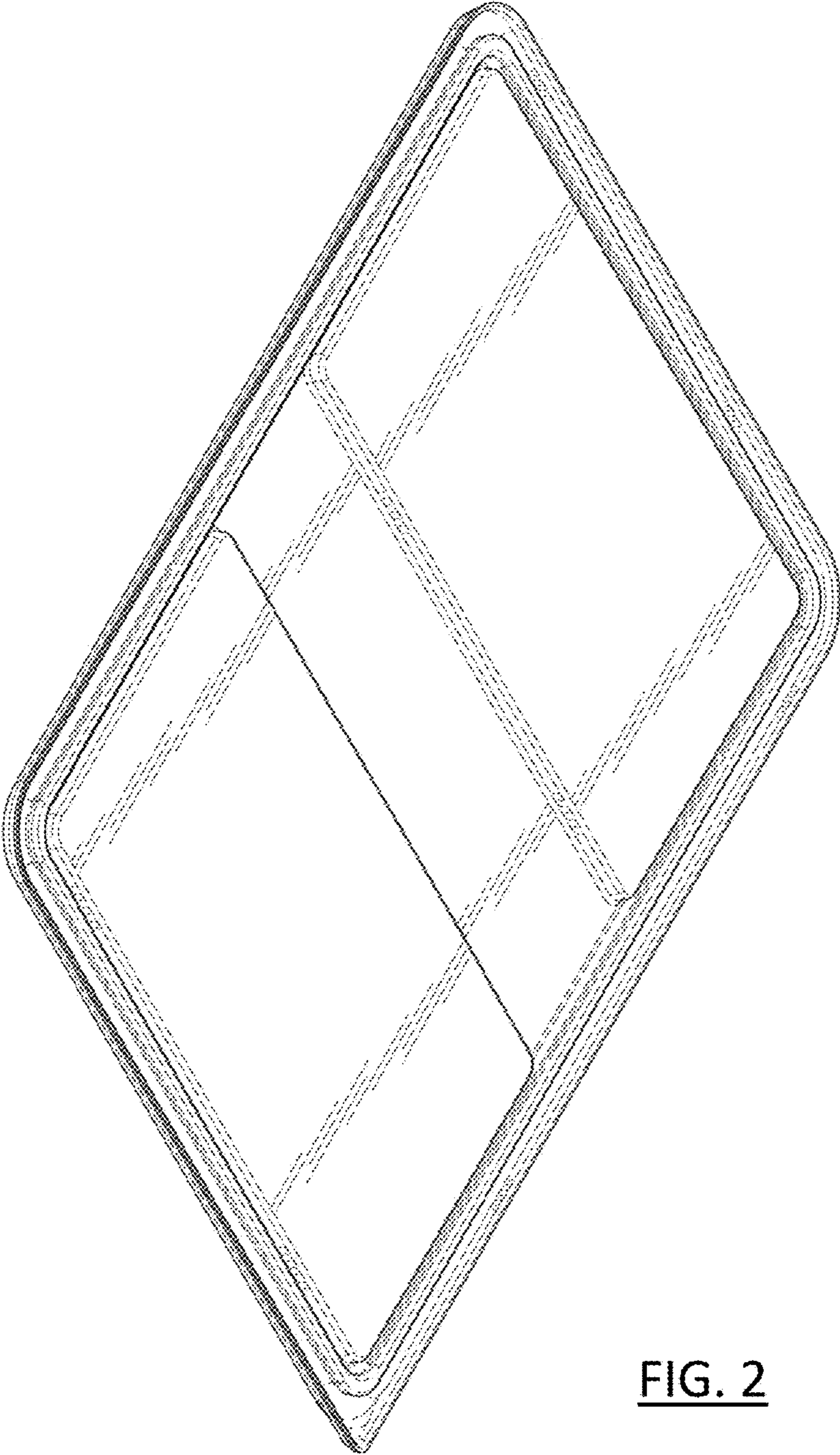


FIG. 2

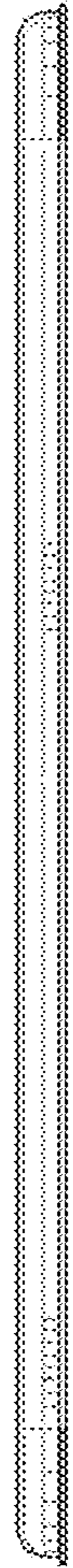


FIG. 3




FIG. 4

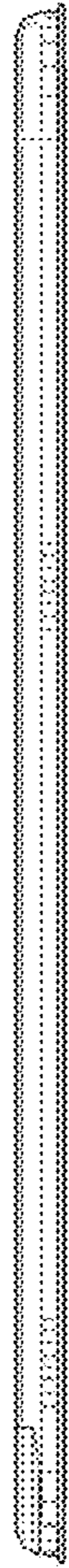


FIG. 5




FIG. 6

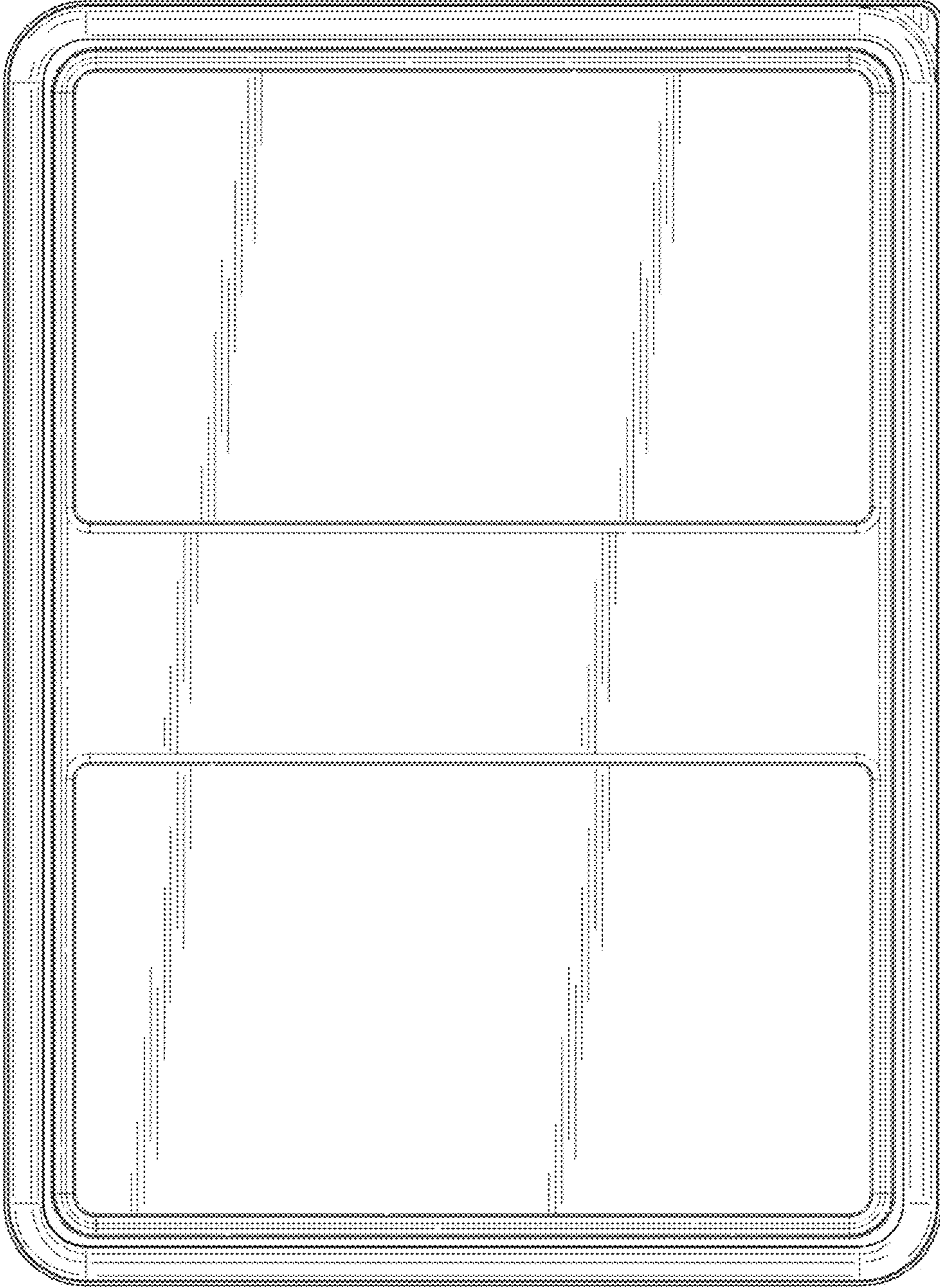


FIG. 7

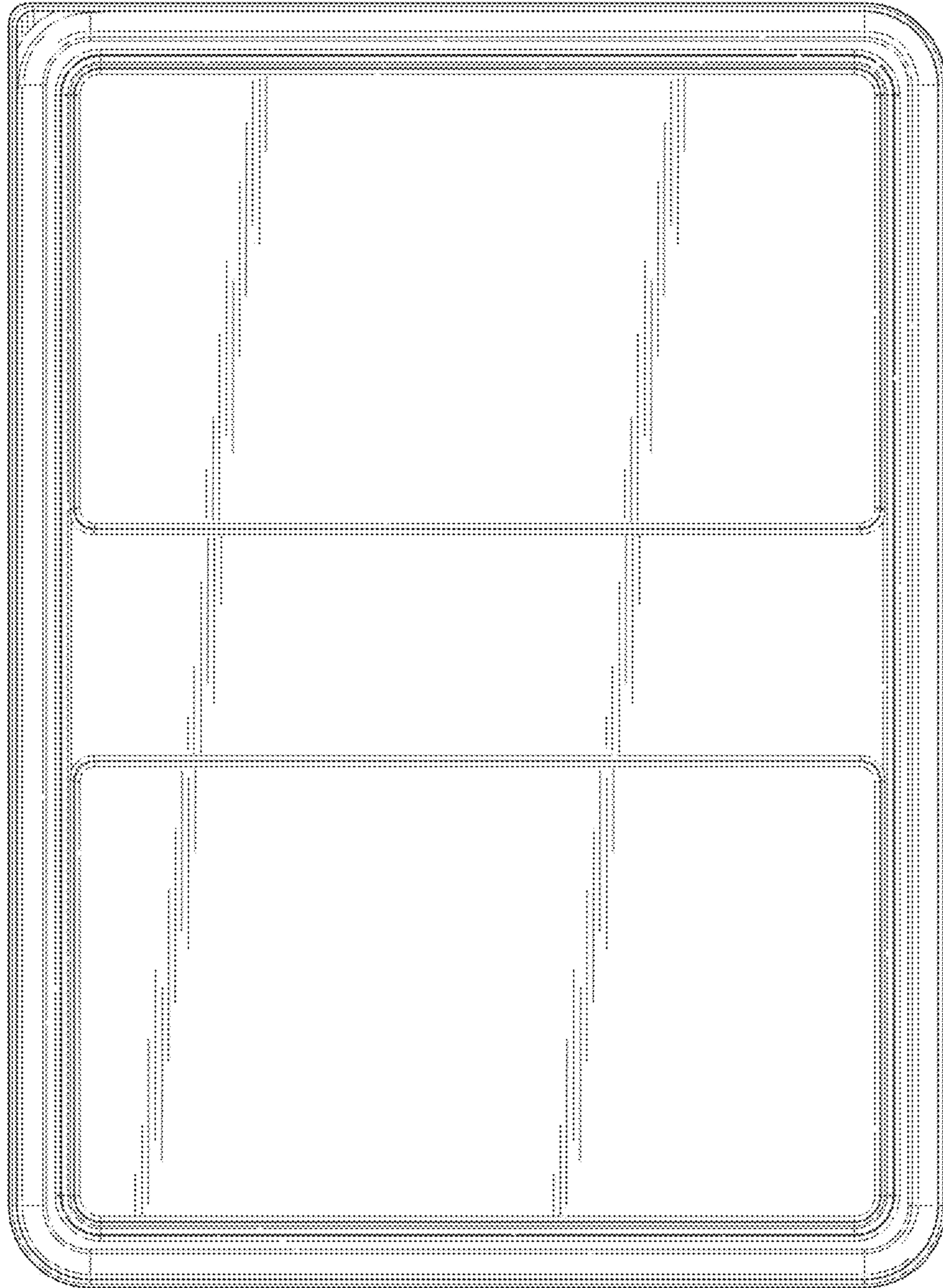


FIG. 8