



US00D834821S

(12) **United States Design Patent**
McKenna et al.

(10) **Patent No.:** **US D834,821 S**

(45) **Date of Patent:** **** Dec. 4, 2018**

- (54) **TRAY**
- (71) Applicant: **Steelcase Inc.**, Grand Rapids, MI (US)
- (72) Inventors: **Mark McKenna**, East Grand Rapids, MI (US); **Ryan D. Vaughan**, Lowell, MI (US); **Theodore Haan**, Byron Center, MI (US)
- (73) Assignee: **Steelcase Inc.**, Grand Rapids, MI (US)
- (**) Term: **15 Years**
- (21) Appl. No.: **29/606,928**
- (22) Filed: **Jun. 8, 2017**
- (51) **LOC (11) Cl.** **03-01**
- (52) **U.S. Cl.**
USPC **D3/304**
- (58) **Field of Classification Search**
USPC D3/304–305, 307–309, 312, 314, 315;
D6/672–673, 675; D7/601–602, 500,
D7/550.1, 554.3, 554.4
CPC B65D 1/22; B65D 19/00; B65D 21/0209;
B65D 21/00; B65D 21/02
See application file for complete search history.

(56) **References Cited**

U.S. PATENT DOCUMENTS

D124,557 S	1/1941	Richardson et al.	
2,334,902 A	11/1943	Buttery	
D247,649 S *	3/1978	Carroll	D3/314
D247,650 S *	3/1978	Carroll	D3/314
D247,651 S *	3/1978	Carroll	D3/314
D261,588 S	11/1981	Fichte	
D261,904 S	11/1981	Polhemus	
D264,224 S	5/1982	Henkels	
D266,934 S	11/1982	King	
D272,288 S	1/1984	Pfaff	
D275,968 S	10/1984	Battle	

D276,444 S	11/1984	Battle
D282,380 S	1/1986	King
4,887,724 A	12/1989	Pielechowski et al.
D305,671 S	1/1990	King
D306,461 S	3/1990	Evenson
D309,059 S	7/1990	Bledsoe
D310,244 S	8/1990	Evenson
D310,688 S	9/1990	Windorski
D311,027 S	10/1990	Yuen
D312,171 S	11/1990	Roth
D316,112 S	4/1991	Windorski
D324,546 S	3/1992	Casolin
D327,093 S	6/1992	Evenson
D344,838 S	3/1994	Hakansson
D352,067 S	11/1994	Mund et al.
D358,933 S	6/1995	Stein
D367,408 S	2/1996	Fordyce
D378,951 S	4/1997	Youngblood
D390,422 S	2/1998	Daenen et al.
D390,876 S	2/1998	Cheris et al.
D419,772 S	2/2000	Williams

(Continued)

Primary Examiner — Kelley A Donnelly

(57) **CLAIM**

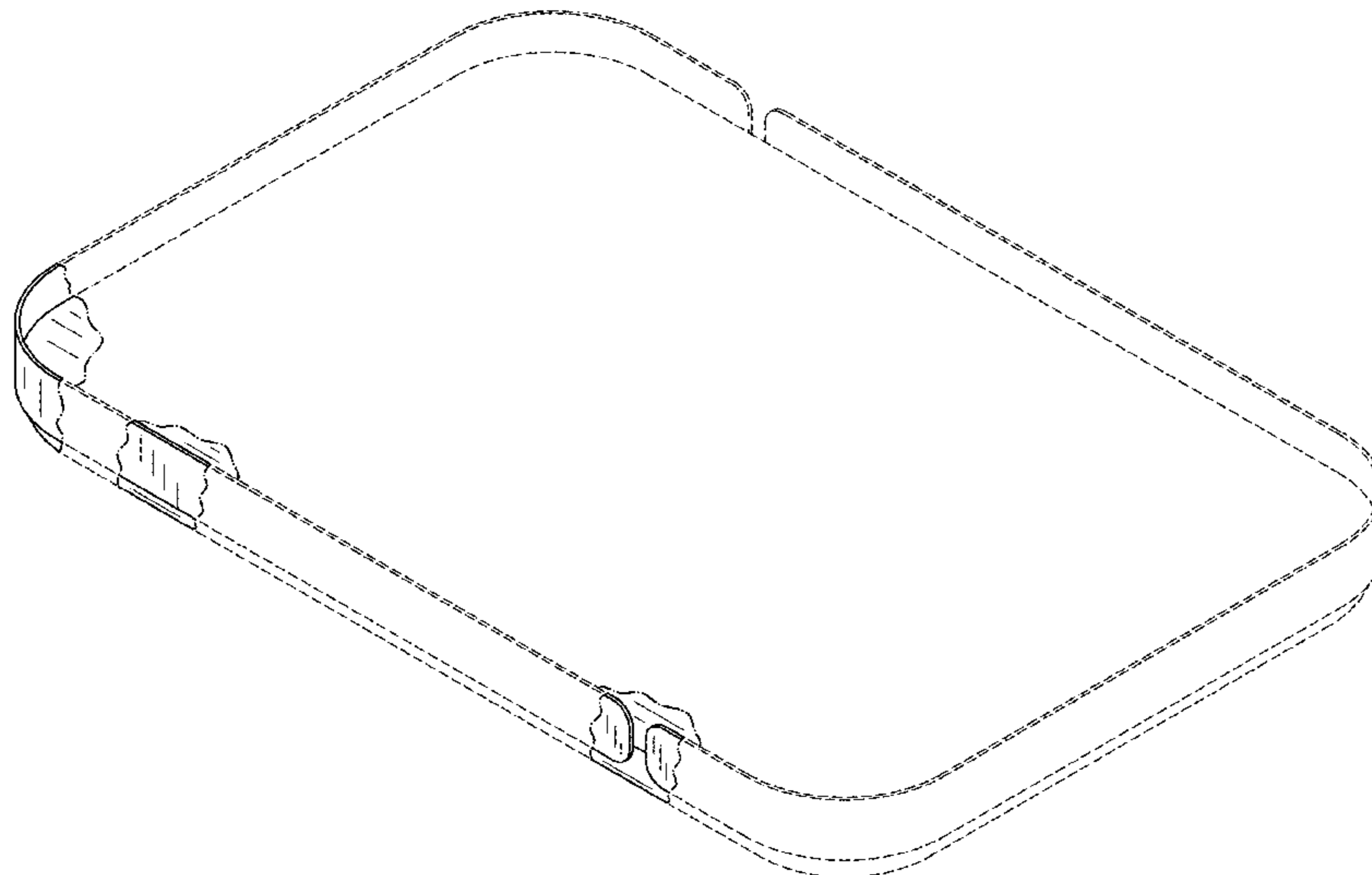
The ornamental design for a tray, as shown and described.

DESCRIPTION

FIG. 1 is a front perspective view of a tray;
 FIG. 2 is a front view of the tray of FIG. 1;
 FIG. 3 is a rear view of the tray of FIG. 1;
 FIG. 4 is a right side view of the tray of FIG. 1;
 FIG. 5 is a left side view of the tray of FIG. 1;
 FIG. 6 is a top view of the tray of FIG. 1;
 FIG. 7 is a bottom view of the tray of FIG. 1; and,
 FIG. 8 is a cross-sectional view along 8-8 of the tray of FIG. 6.

The dashed and broken lines are for purposes of illustrating environmental structure and form no part of the claimed design.

1 Claim, 5 Drawing Sheets



(56)

References Cited

U.S. PATENT DOCUMENTS

D436,728 S 1/2001 Harding
 D472,428 S * 4/2003 Massaloux D7/554.3
 D477,365 S 7/2003 Chen
 D478,629 S 8/2003 Hsu
 D483,071 S 12/2003 Chen
 D484,697 S 1/2004 McCoy et al.
 D485,305 S 1/2004 Sheldon et al.
 D488,139 S 4/2004 Takami et al.
 D495,491 S 9/2004 Ramirez et al.
 D495,532 S 9/2004 Meissen et al.
 D501,226 S 1/2005 DeCarlo et al.
 D506,225 S * 6/2005 Mills D19/77
 D511,546 S 11/2005 Trombly
 D520,748 S 5/2006 Nudo
 D530,921 S 10/2006 Snell
 D543,775 S * 6/2007 Orr, Jr. D7/390
 D551,453 S * 9/2007 Snell D3/304
 D558,452 S 1/2008 Richter
 D568,069 S 5/2008 Berger
 D570,416 S 6/2008 Hackenberg et al.
 D677,154 S * 3/2013 Miller D9/424
 D687,268 S * 8/2013 Difante D7/698
 D688,905 S * 9/2013 Stravitz D6/705
 D704,242 S 5/2014 Seo et al.
 D709,131 S 7/2014 Dolan et al.
 D713,146 S 9/2014 Giorghie

D714,840 S * 10/2014 Yang D15/89
 D721,073 S 1/2015 Alesi et al.
 D725,911 S 4/2015 McManus et al.
 D732,827 S 6/2015 Suomela
 D732,828 S 6/2015 Thompson et al.
 D739,396 S 9/2015 Wheatley et al.
 D740,566 S 10/2015 Szilagyi
 D744,682 S 12/2015 Porter et al.
 D747,101 S 1/2016 Goodman et al.
 D750,171 S 2/2016 Zwerner et al.
 D750,892 S 3/2016 Rego
 D750,909 S * 3/2016 Hickman D3/304
 D751,218 S * 3/2016 Ellis D25/68
 D752,864 S 4/2016 Levie
 D762,980 S 8/2016 Aller et al.
 D765,978 S 9/2016 Widner et al.
 D766,574 S 9/2016 Hsu
 D769,234 S 10/2016 Rami
 D772,575 S 11/2016 Stelmarski
 D774,762 S 12/2016 Aller et al.
 D774,830 S * 12/2016 Gebhardt D7/552.1
 D775,464 S 1/2017 Aller et al.
 D775,465 S 1/2017 Aller et al.
 D775,831 S 1/2017 Duvigneau
 D776,430 S 1/2017 Chinni et al.
 D792,759 S * 7/2017 Foster D7/602
 2010/0276419 A1 * 11/2010 Gartz B65D 1/34
 220/4.23

* cited by examiner

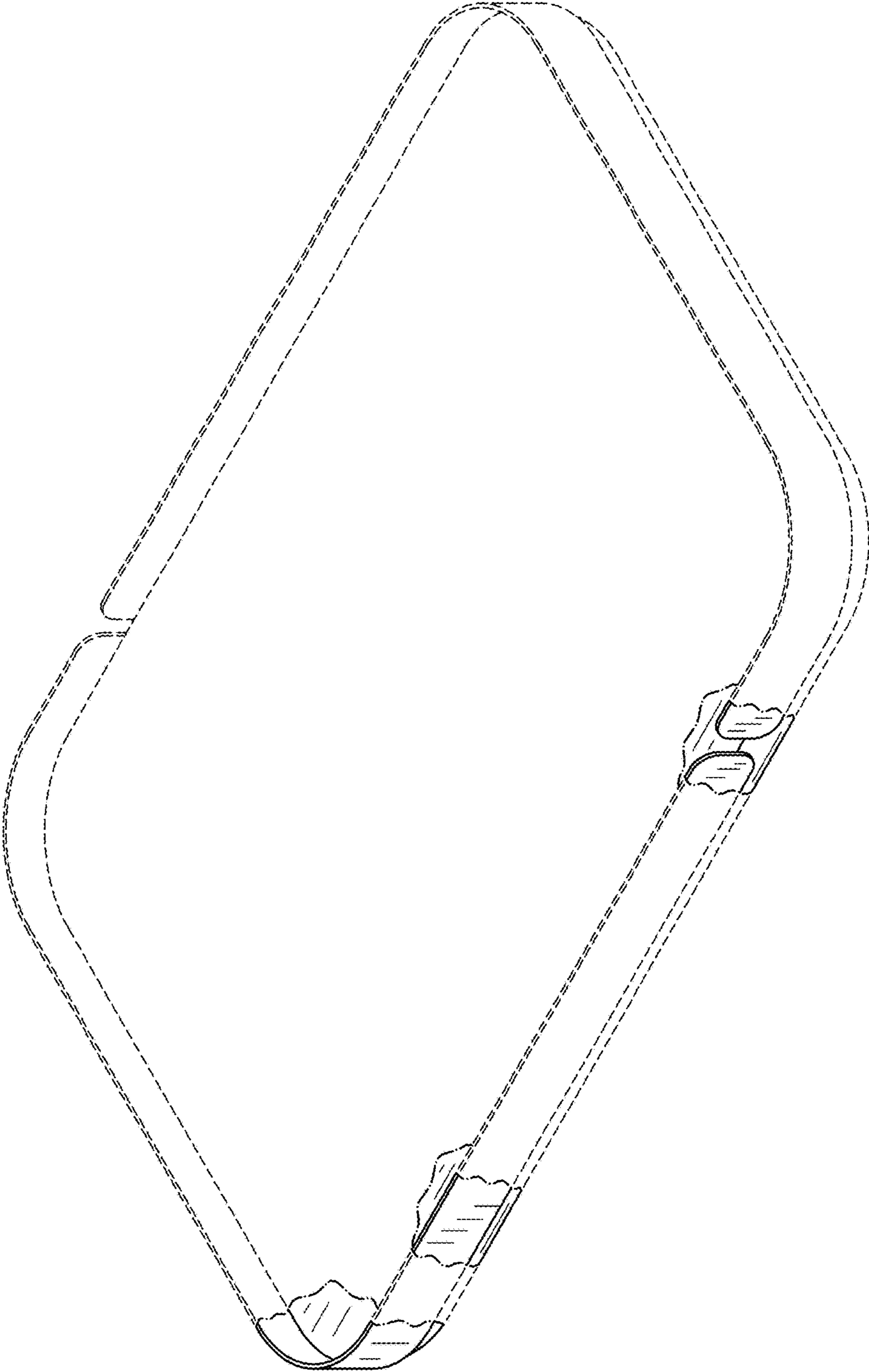


FIG. 1




FIG. 2




FIG. 3




FIG. 4




FIG. 5

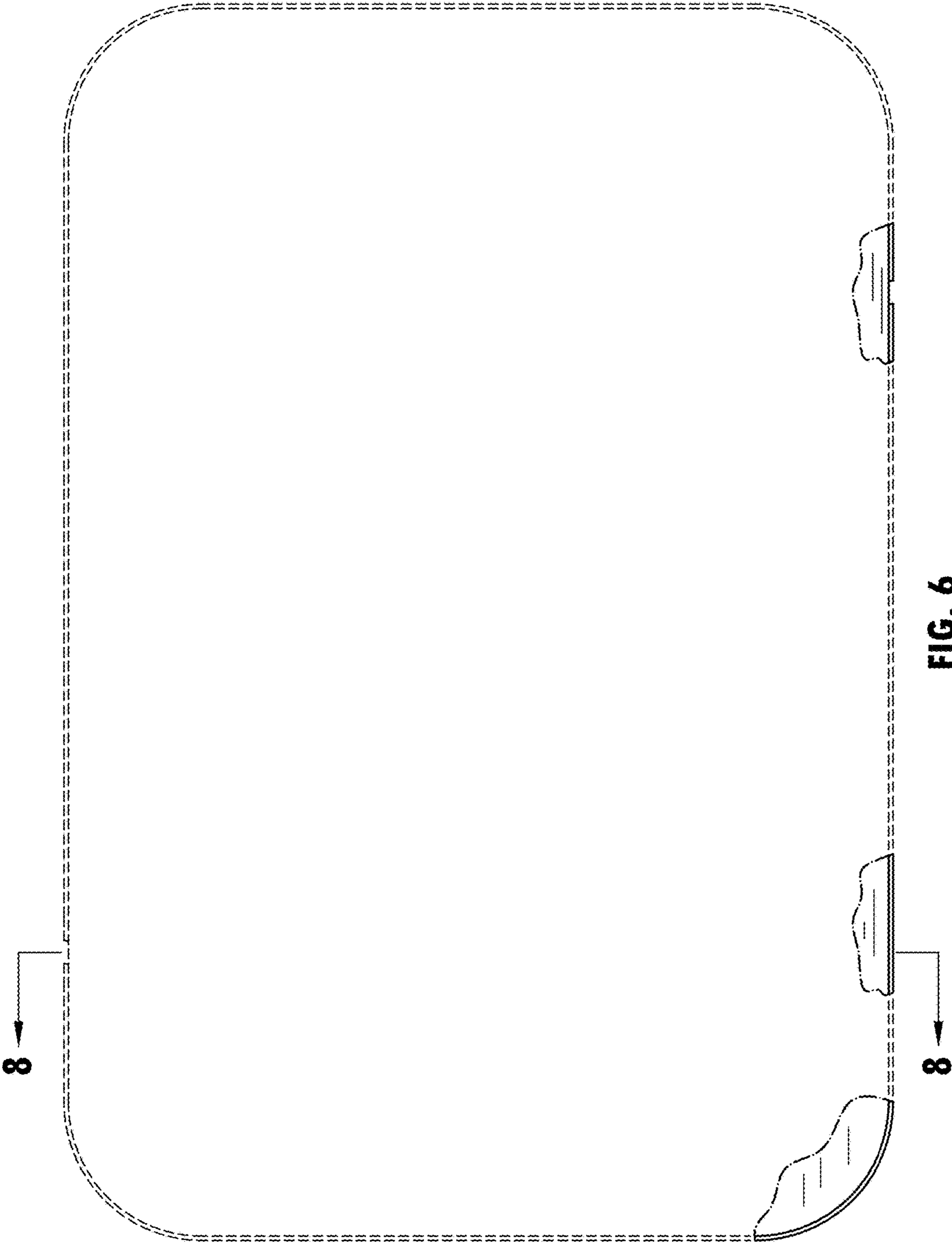


FIG. 6




FIG. 7




FIG. 8