



US00D834820S

(12) **United States Design Patent**
Pedrin

(10) **Patent No.:** **US D834,820 S**

(45) **Date of Patent:** **** Dec. 4, 2018**

(54) **TOOL BIT WALLET**

D741,064 S * 10/2015 Ramos D3/299
9,597,789 B2 * 3/2017 Yoosefi B25H 3/00
D801,048 S * 10/2017 Yeh D3/299

(71) Applicant: **Daniel Pedrin**, Belfair, WA (US)

(72) Inventor: **Daniel Pedrin**, Belfair, WA (US)

(**) Term: **15 Years**

(21) Appl. No.: **29/613,993**

(22) Filed: **Aug. 15, 2017**

(51) **LOC (11) Cl.** **03-01**

(52) **U.S. Cl.**

USPC **D3/299**

(58) **Field of Classification Search**

USPC D3/203.3, 206, 299

CPC B65D 73/00; B65D 85/28; A45C 11/26;

A45F 5/00

See application file for complete search history.

(56) **References Cited**

U.S. PATENT DOCUMENTS

4,508,221	A	4/1985	Olson	
4,826,059	A	5/1989	Bosch et al.	
5,056,661	A	10/1991	Balzano	
5,460,305	A	10/1995	Ahearn	
6,587,022	B1	7/2003	Devine	
6,910,578	B2	6/2005	Stern	
6,945,503	B2	9/2005	Cohen	
7,014,158	B2 *	3/2006	Berry	A45C 11/26 211/70.6
7,971,277	B2	7/2011	Romiti	
D661,899	S *	6/2012	Freesen	D3/299
9,115,969	B2 *	8/2015	Goodwin	F42B 39/02

OTHER PUBLICATIONS

Pedrin, D., "Magnetic Tool Bit Wallet," US. Appl. No. 15/728,408, filed Oct. 9, 2017.

* cited by examiner

Primary Examiner — Holly H Baynham

(74) *Attorney, Agent, or Firm* — Christensen O'Connor Johnson Kindness, PLLC; Ryan Dodge

(57) **CLAIM**

The ornamental design of a tool bit wallet, as shown.

DESCRIPTION

FIG. 1 is a perspective view of a tool bit wallet in accordance with the present design;

FIG. 2 is a top plan view of the tool bit wallet shown in FIG. 1;

FIG. 3 is a bottom view of the tool bit wallet shown in FIG. 1;

FIG. 4 is a front view of the tool bit wallet shown in FIG. 1;

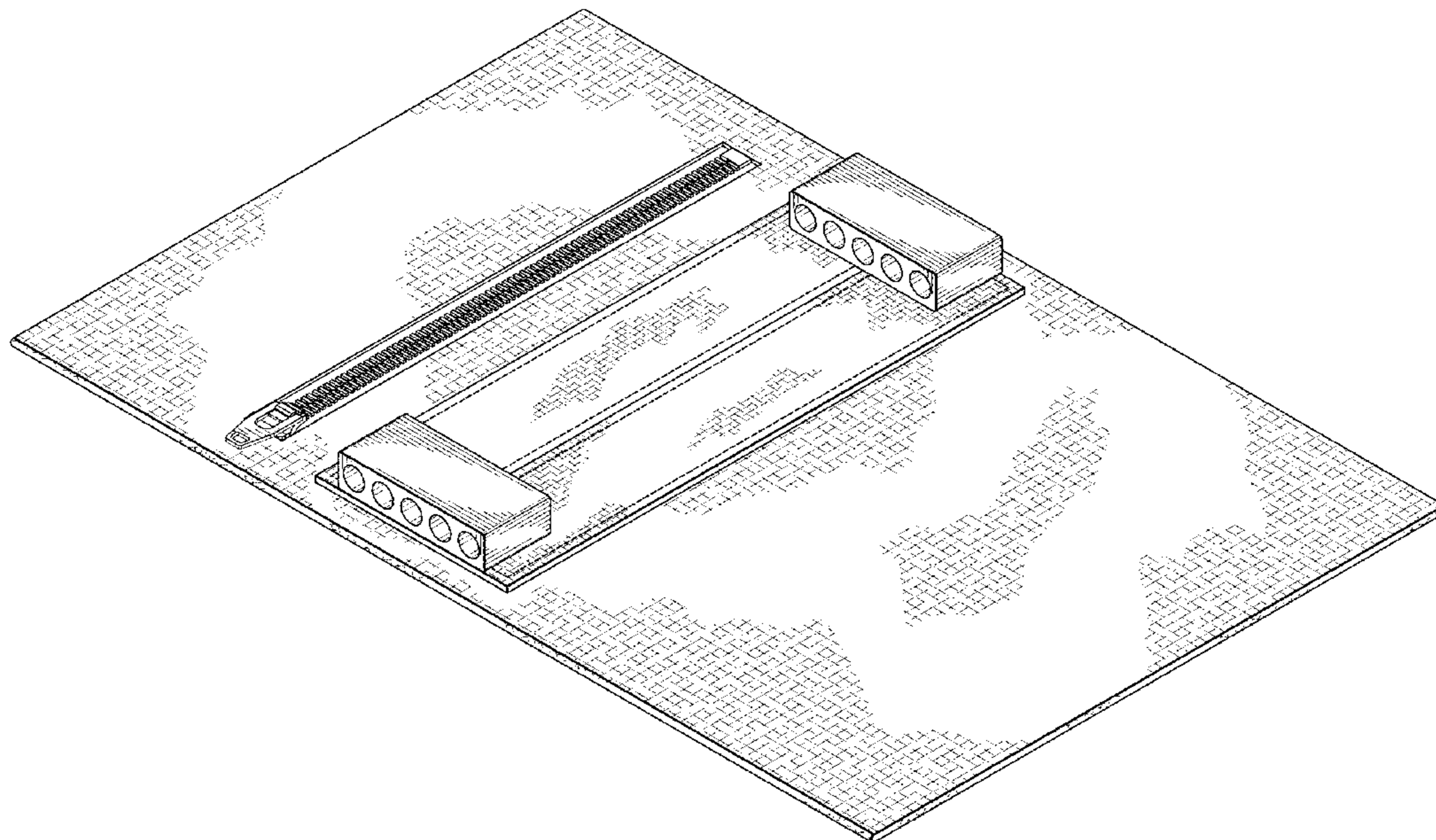
FIG. 5 is a rear view of the tool bit wallet shown in FIG. 1;

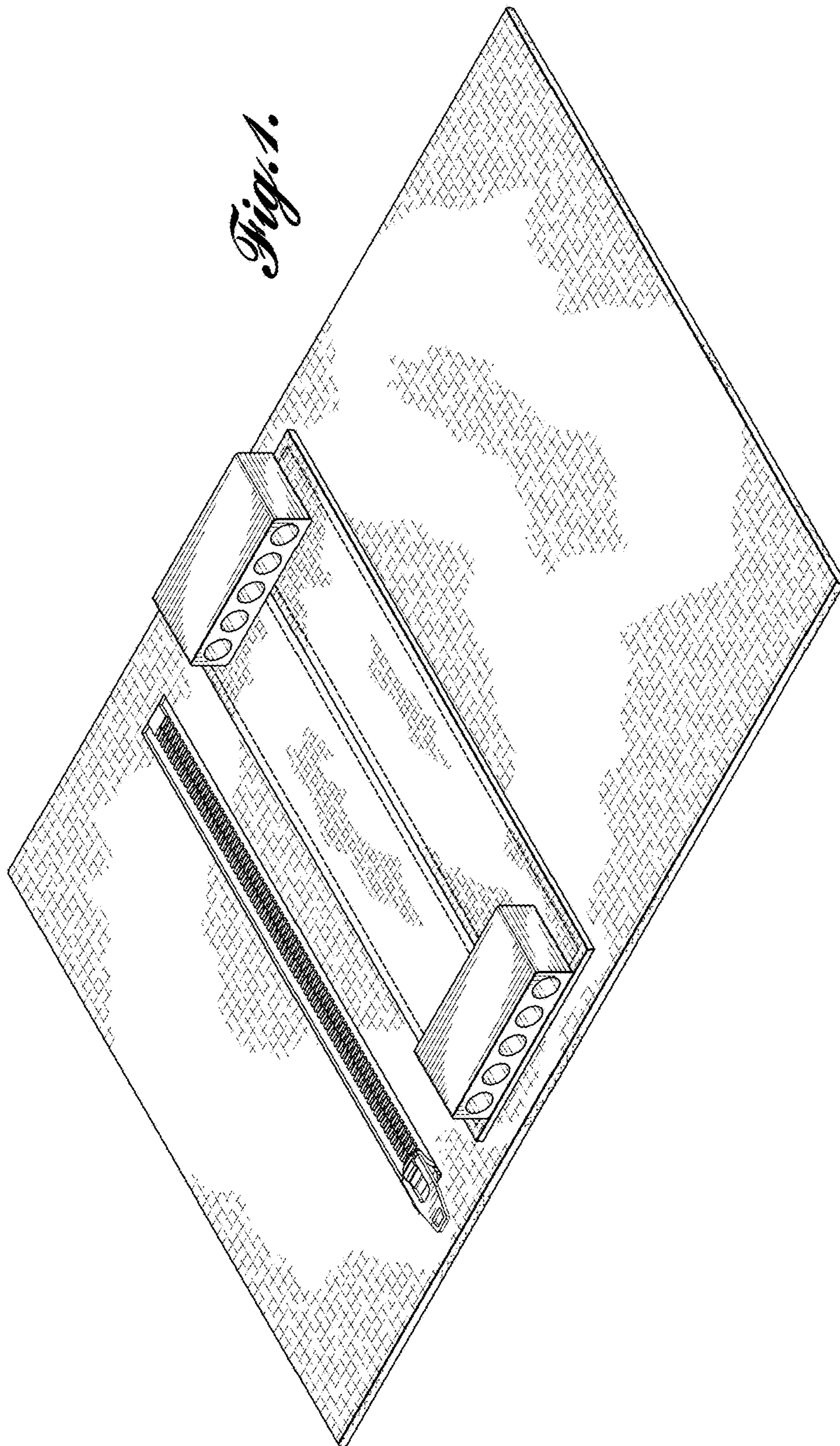
FIG. 6 is a left side view of the tool bit wallet shown in FIG. 1;

FIG. 7 is a right side view of the tool bit wallet shown in FIG. 1; and,

FIG. 8 is a sectional view of the tool bit wallet shown in FIG. 1 through section 8-8 indicated in FIG. 6.

1 Claim, 5 Drawing Sheets





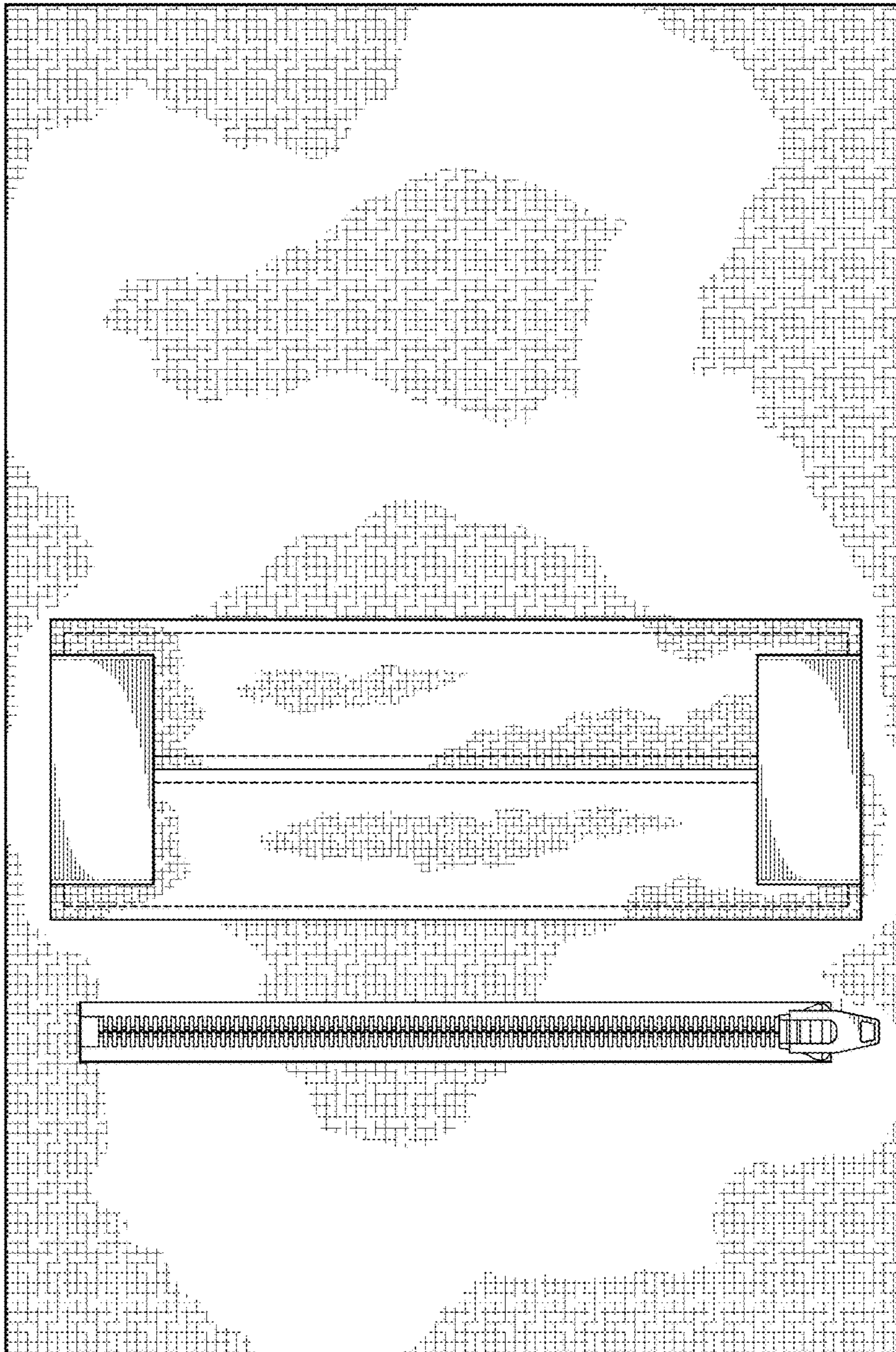


Fig. 2.




Fig. 3.

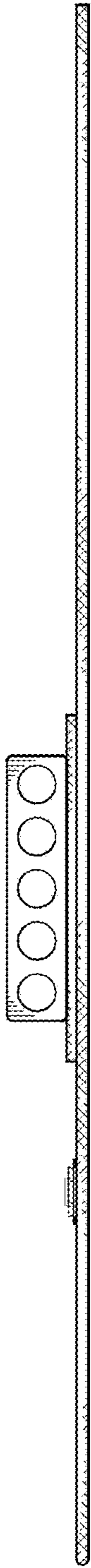


Fig. 4.

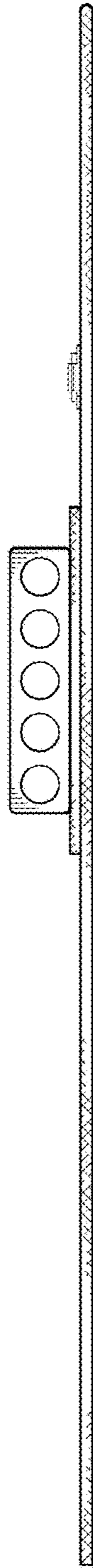


Fig. 5.



Fig. 6.



Fig. 7.

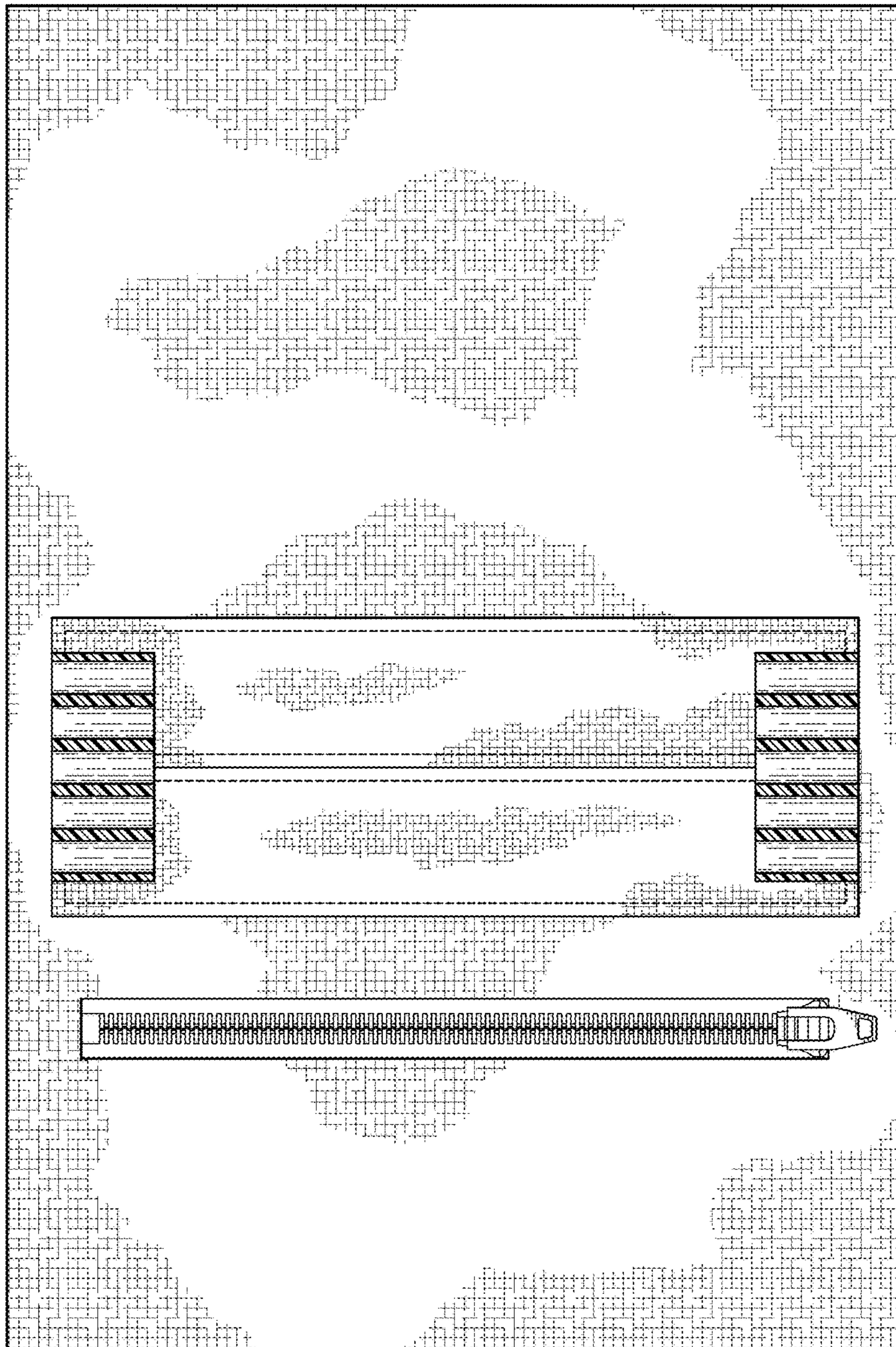


Fig. 8.