



US00D834816S

(12) **United States Design Patent**  
**Spaziani**

(10) **Patent No.:** **US D834,816 S**

(45) **Date of Patent:** **\*\* Dec. 4, 2018**

(54) **HANDBAG**

(71) Applicant: **LOUIS VUITTON MALLETIER,**  
Paris (FR)

(72) Inventor: **Darren Spaziani,** New York, NY (US)

(73) Assignee: **LOUIS VUITTON MALLETIER,**  
Paris (FR)

(\*\*) Term: **15 Years**

(21) Appl. No.: **29/614,480**

(22) Filed: **Aug. 18, 2017**

(30) **Foreign Application Priority Data**

Feb. 28, 2017 (FR) ..... 2017-1057

(51) **LOC (11) Cl.** ..... **03-01**

(52) **U.S. Cl.**  
USPC ..... **D3/246; D3/232**

(58) **Field of Classification Search**  
USPC ..... D3/232-253, 273-277, 292, 303, 304,  
D3/285, 287, 318  
CPC .. A45C 1/024; A45C 3/04; A45C 3/06; A45C  
3/08; A45C 3/10; A45C 7/0059; A45C  
7/0077; A45C 13/08; A45C 13/26; A45C  
2001/083

See application file for complete search history.

(56) **References Cited**

**U.S. PATENT DOCUMENTS**

D282,602 S \* 2/1986 Allen ..... D3/287  
D730,043 S \* 5/2015 Morelli ..... D3/245

D755,512 S \* 5/2016 Guyon ..... D3/232  
D758,721 S \* 6/2016 Maniez De La Hennerie .....  
D3/243  
D779,197 S \* 2/2017 Gale ..... D3/243  
D787,181 S \* 5/2017 Gale ..... D3/245  
D790,214 S \* 6/2017 Gale ..... D3/243  
D799,209 S \* 10/2017 Spaziani ..... D3/245  
D818,265 S \* 5/2018 Hawkes ..... D3/232  
D818,266 S \* 5/2018 Hawkes ..... D3/232  
2009/0114691 A1 \* 5/2009 Bizzell ..... A45C 9/00  
224/577  
2015/0265020 A1 \* 9/2015 McCue ..... A45C 3/00  
206/216

\* cited by examiner

*Primary Examiner* — Cathron C Brooks

*Assistant Examiner* — Andrew T Nemeth

(74) *Attorney, Agent, or Firm* — Fross Zelnick Lehrman  
& Zissu, P.C.; Charles T. J. Weigell, Esq.

(57) **CLAIM**

The ornamental design for a handbag, as shown and described.

**DESCRIPTION**

FIG. 1 is a front perspective view of a handbag showing my new design;

FIG. 2 is a front view thereof;

FIG. 3 is a back view thereof;

FIG. 4 is a left side view thereof;

FIG. 5 is a right side view thereof;

FIG. 6 is a top view thereof; and,

FIG. 7 is a bottom view thereof.

The dotted lines are understood to represent stitching.

**1 Claim, 7 Drawing Sheets**





FIG. 1



FIG. 2



FIG. 3

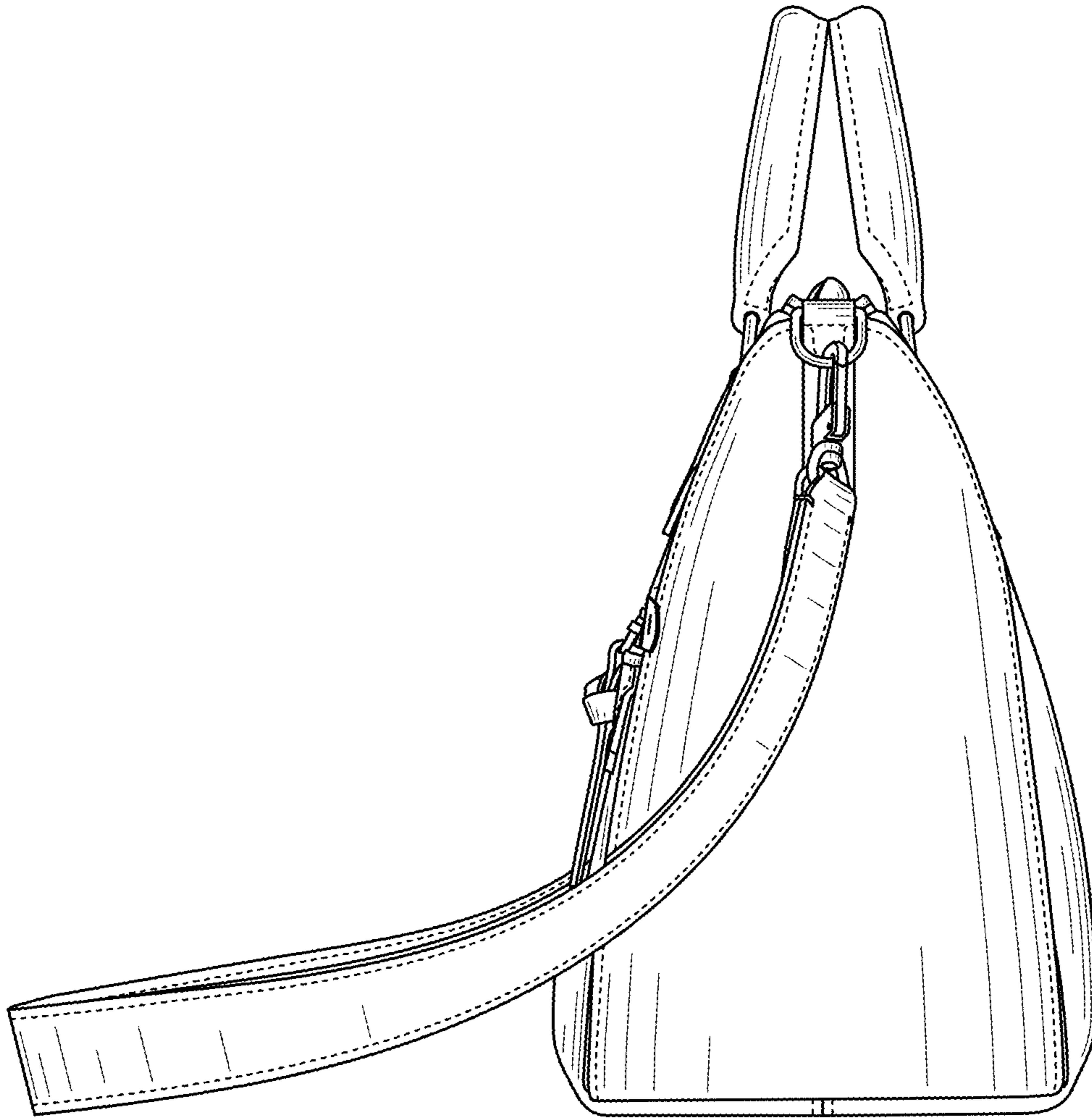


FIG. 4

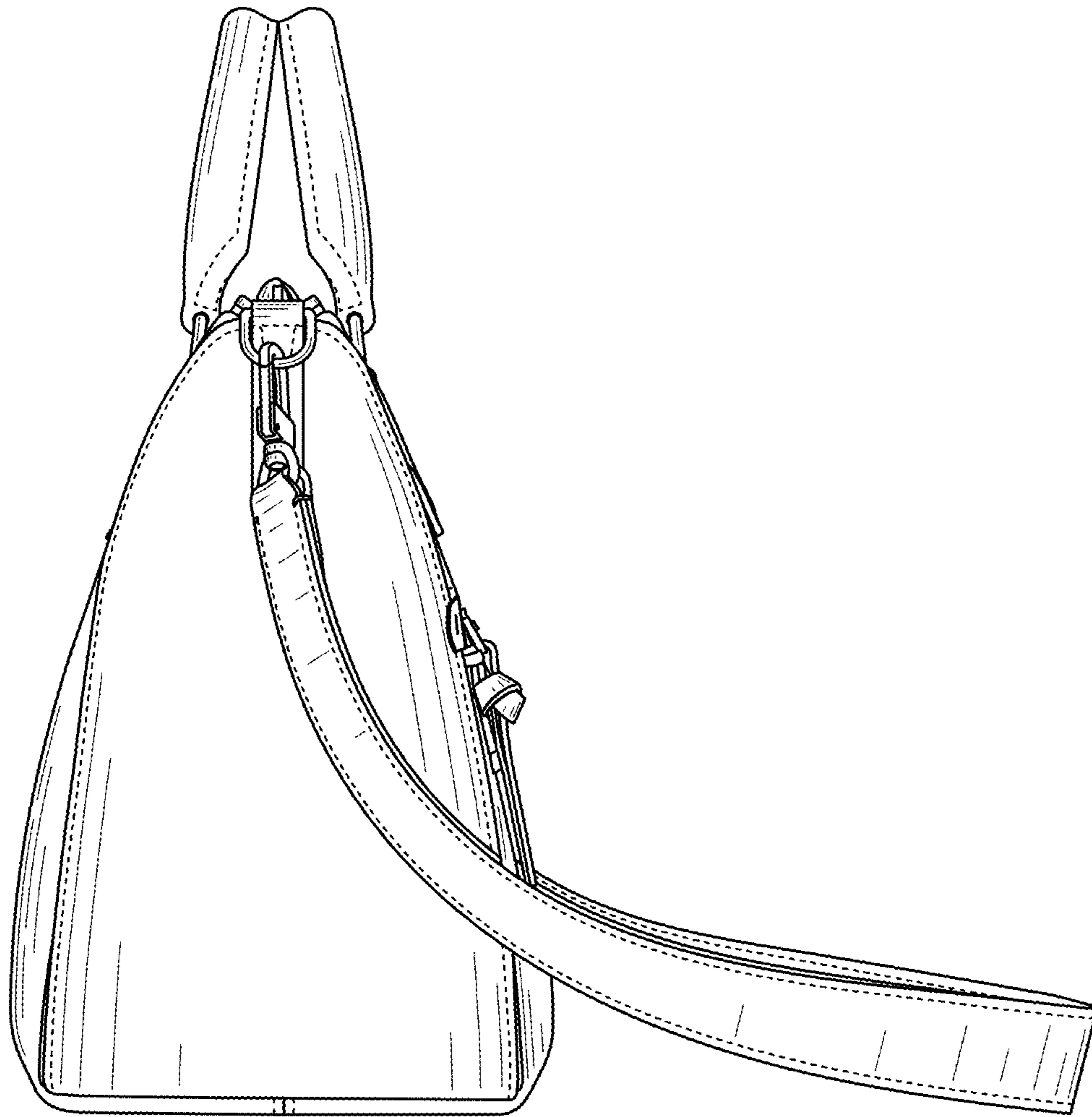


FIG. 5

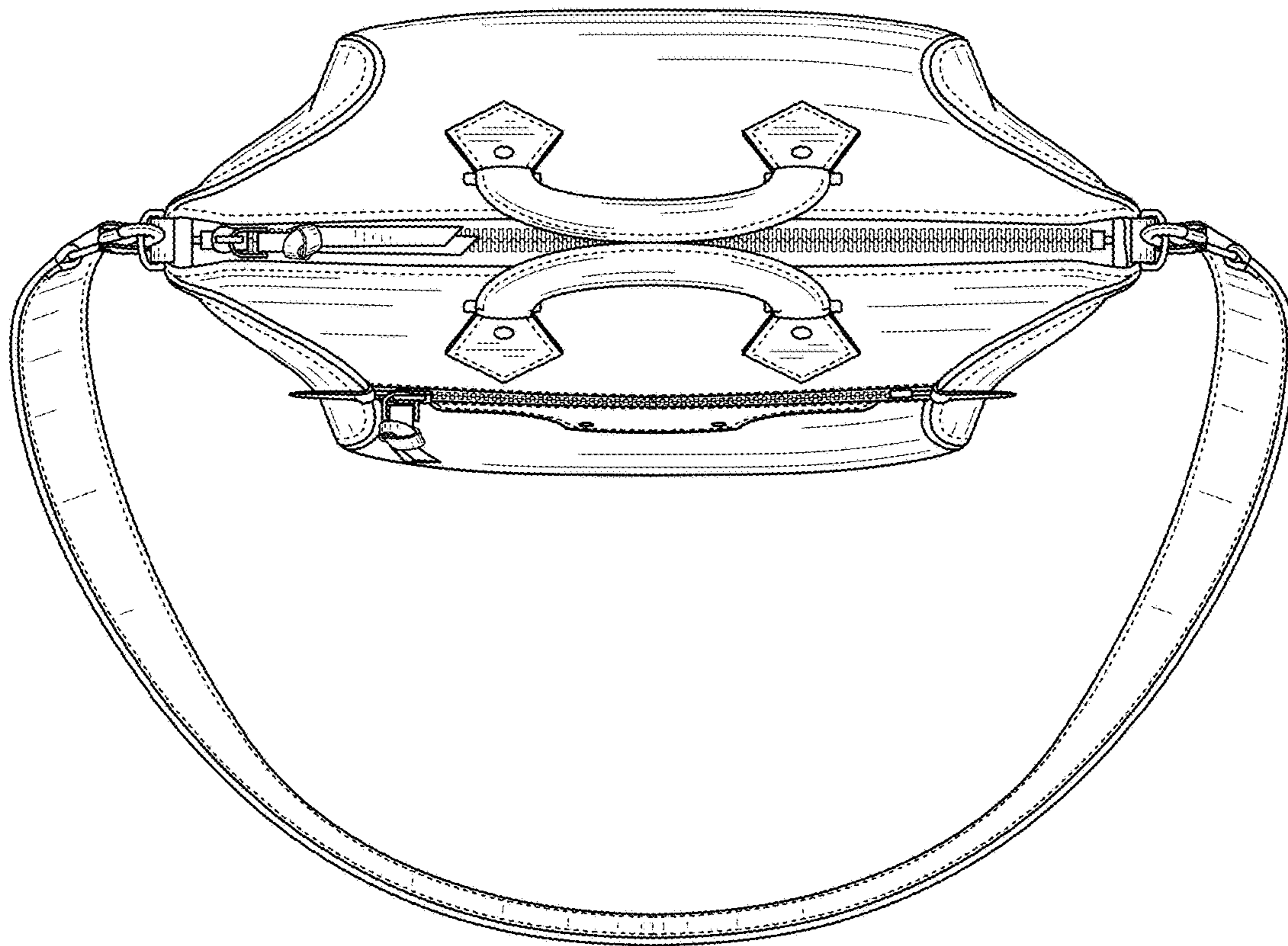


FIG. 6

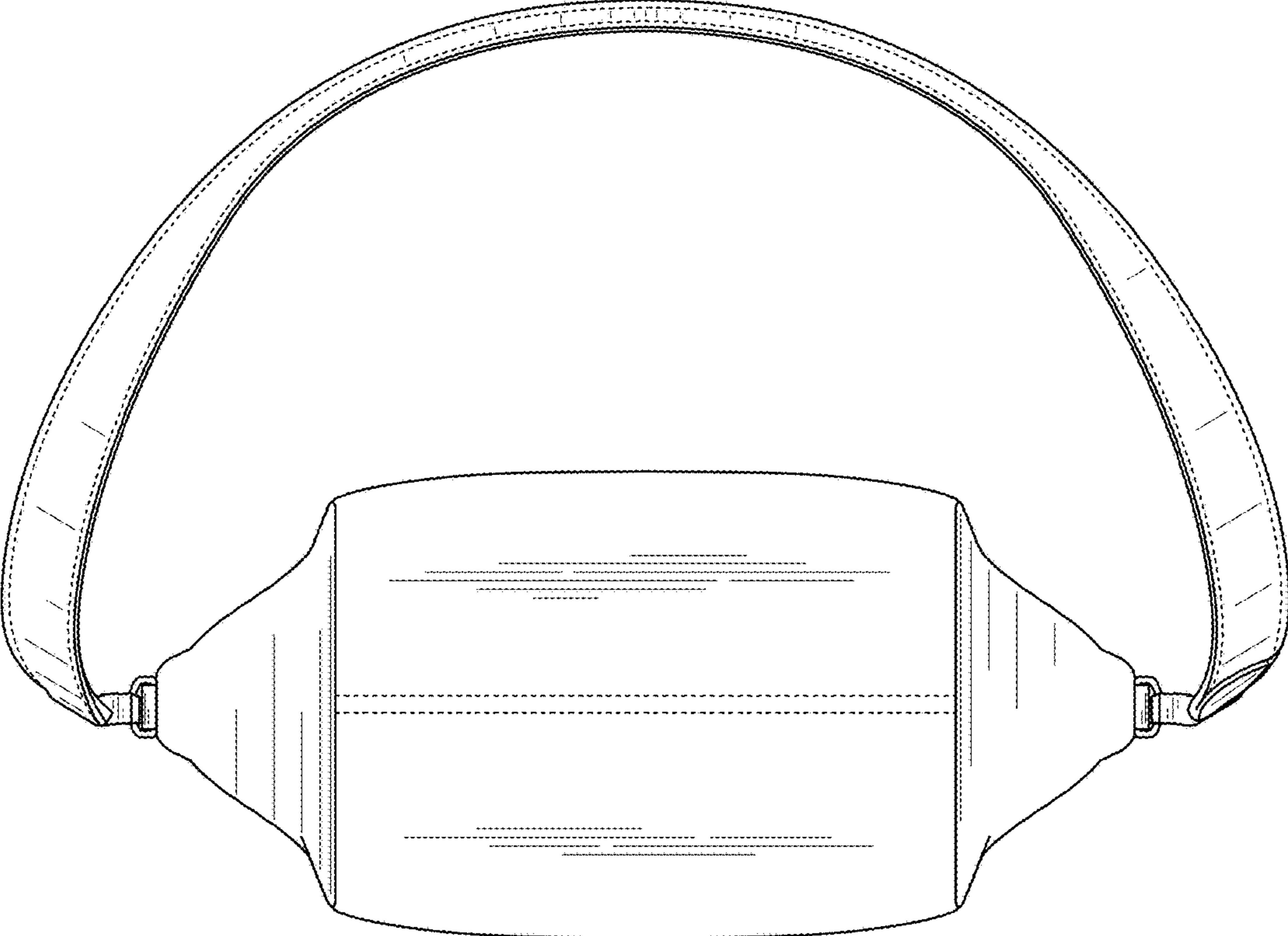


FIG. 7