



US00D834803S

(12) **United States Design Patent** (10) **Patent No.:** **US D834,803 S**  
**Gobbi** (45) **Date of Patent:** **\*\* \*Dec. 4, 2018**

(54) **CRAMPON**

(71) Applicant: **GRIVEL S.r.l.**, Courmayeur (IT)

(72) Inventor: **Gioachino Gobbi**, Courmayeur (IT)

(73) Assignee: **GRIVEL S.R.L.**, Courmayeur (IT)

(\*) Notice: This patent is subject to a terminal disclaimer.

(\*\*) Term: **15 Years**

(21) Appl. No.: **29/505,561**

(22) Filed: **Dec. 23, 2015**

(30) **Foreign Application Priority Data**

Jun. 25, 2015 (EM) ..... 002726471

(51) **LOC (11) Cl.** ..... **02-99**

(52) **U.S. Cl.**  
USPC ..... **D2/962**

(58) **Field of Classification Search**  
USPC ..... D2/896, 946, 962, 906, 907, 908, 963;  
D8/349, 354, 356; D34/35  
CPC ..... A43C 15/00; A43C 15/005; A43C 15/02;  
A43C 15/04; A43C 15/06; A43C 15/061;  
A43C 15/063; A43C 15/065; A43C  
15/066; A43C 15/068; A43C 15/08; A43C  
15/09; A43C 15/10; A43C 15/12; A43C  
15/14; A43C 15/16; A43C 15/161; A43C  
15/162; A43C 15/164; A43C 15/165;  
A43C 15/167; A43C 15/168; A43C  
15/18; A43C 13/00; A43C 13/02; A43C  
13/04; A43C 13/12; A43C 13/14; F16B  
45/02; B66C 1/125; B66C 1/36; A62B  
35/0037

See application file for complete search history.

(56) **References Cited**

U.S. PATENT DOCUMENTS

D32,300	S	*	2/1900	Beck	.....	36/62
1,386,028	A	*	8/1921	Roe	.....	A43C 15/06 36/7.6
2,450,768	A	*	10/1948	Pulver	.....	A43C 15/10 36/7.6
3,229,389	A	*	1/1966	Adams	.....	A43C 15/06 36/62
4,095,316	A	*	6/1978	Gabriel	.....	F16B 45/02 226/200
D293,160	S	*	12/1987	Le Droit	.....	D2/962
D362,109	S	*	9/1995	Jones	.....	D2/962
D376,255	S	*	12/1996	Ehmann	.....	D2/962
D407,544	S	*	4/1999	Kenser	.....	D2/916
6,606,769	B1	*	8/2003	Harris	.....	F16B 45/02 224/180
D655,903	S	*	3/2012	Kang	.....	D2/946
D655,999	S	*	3/2012	Kelleghan	.....	D8/356
8,156,617	B2	*	4/2012	Schwappach	.....	F16B 45/02 24/599.5

(Continued)

*Primary Examiner* — Elizabeth J Oswecki

(74) *Attorney, Agent, or Firm* — McCarter & English, LLP

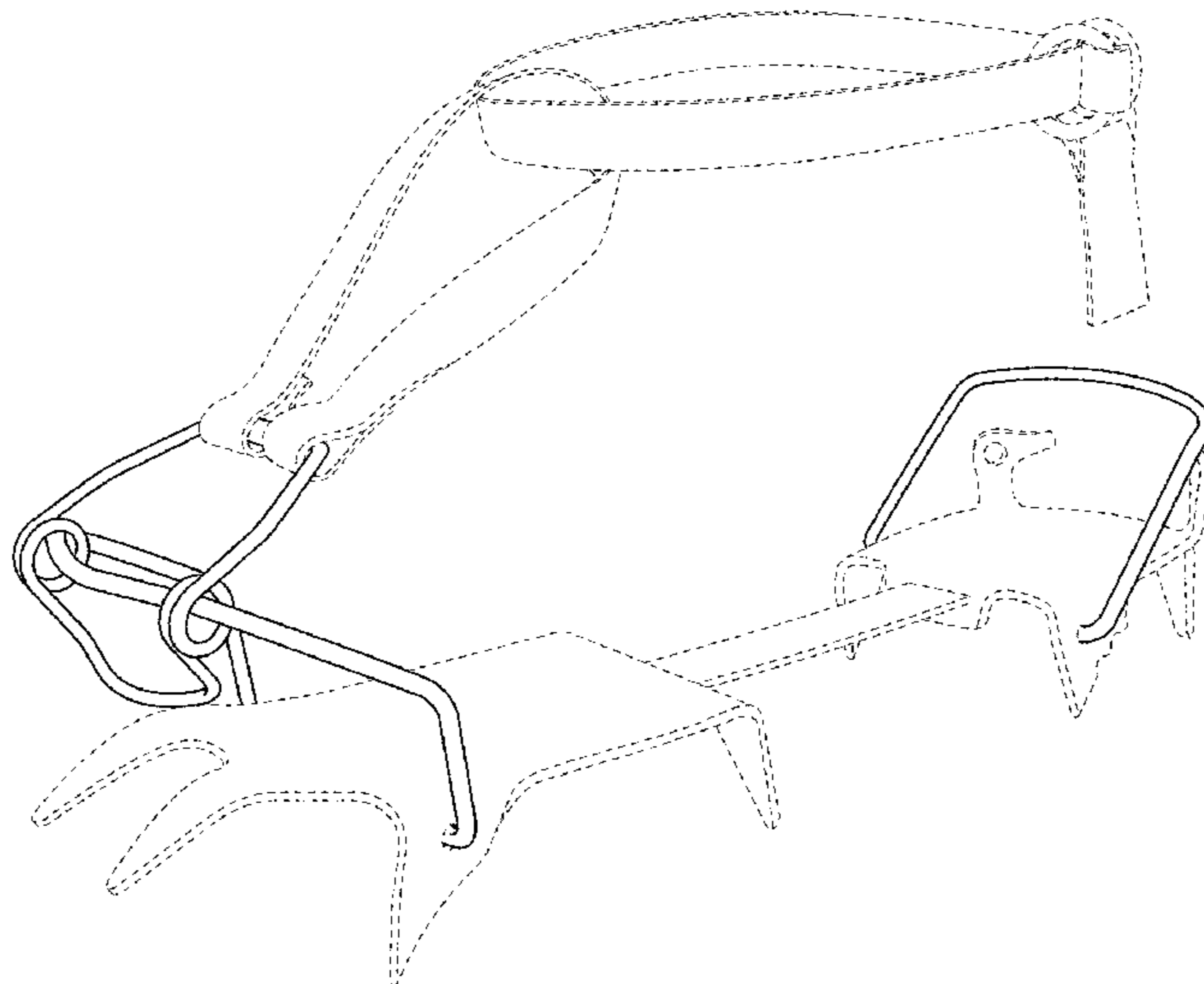
(57) **CLAIM**

The ornamental design for a crampon, as shown and described.

**DESCRIPTION**

FIG. 1 is a perspective view of a crampon showing my new design, shown in a used condition with a boot in broken lines;  
FIG. 2 is another perspective view of FIG. 1, shown in a used condition with a shoe in broken lines;  
FIG. 3 is a side view of FIG. 2; and,  
FIG. 4 is a perspective view of FIG. 2.  
The broken lines in the figures show structure or boundaries that are not part of the claimed design, but rather show the environment in which the design is embodied or applied to that are not considered part of the claimed design.

**1 Claim, 4 Drawing Sheets**



(56)

**References Cited**

U.S. PATENT DOCUMENTS

8,234,761 B2 \* 8/2012 Gompert ..... F16B 45/02  
 24/599.4  
 8,555,470 B2 \* 10/2013 Spataro ..... F16B 45/02  
 24/265 H  
 D694,503 S \* 12/2013 Lee ..... D2/946  
 8,621,728 B2 \* 1/2014 Christianson ..... F16B 45/02  
 24/599.5  
 D708,047 S \* 7/2014 Petzl ..... D8/356  
 D735,559 S \* 8/2015 Liang ..... D8/356  
 D748,903 S \* 2/2016 Lee ..... D2/946  
 D755,493 S \* 5/2016 Gobbi ..... D2/962  
 D765,497 S \* 9/2016 Petzl ..... D8/356  
 D785,316 S \* 5/2017 Grossman ..... D3/208  
 D786,655 S \* 5/2017 Petzl ..... D8/356  
 D788,572 S \* 6/2017 Votel ..... D8/356  
 2009/0056088 A1 \* 3/2009 Petzl ..... F16B 45/02  
 24/599.9  
 2014/0123447 A1 \* 5/2014 Calvert ..... F16B 45/025  
 24/599.9  
 2014/0245576 A1 \* 9/2014 Perner ..... F16B 45/02  
 24/600.1  
 2015/0231423 A1 \* 8/2015 Perner ..... A62B 35/0075  
 24/505  
 2016/0281766 A1 \* 9/2016 Moine ..... A62B 35/0037

\* cited by examiner

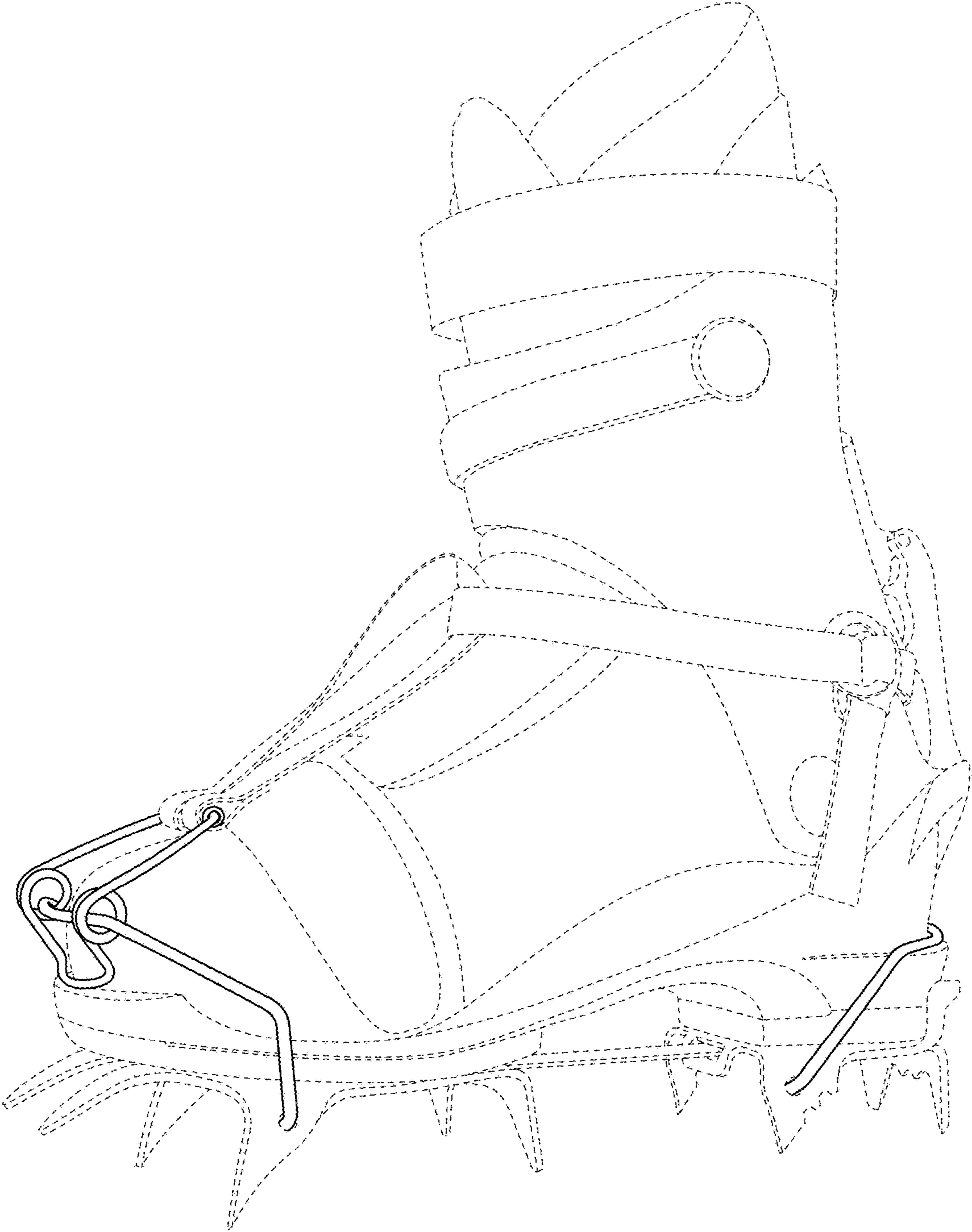


FIG. 1

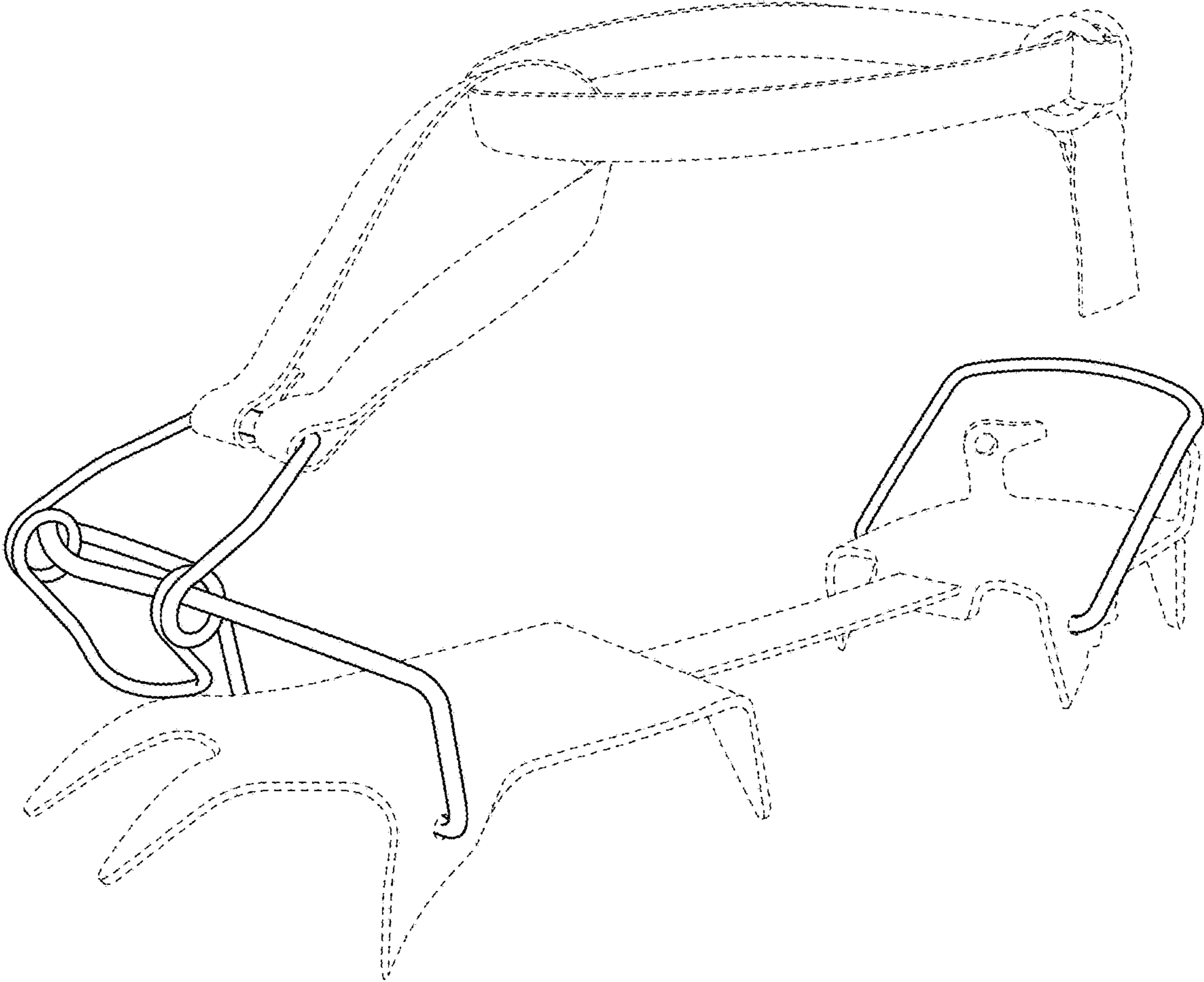


FIG. 2

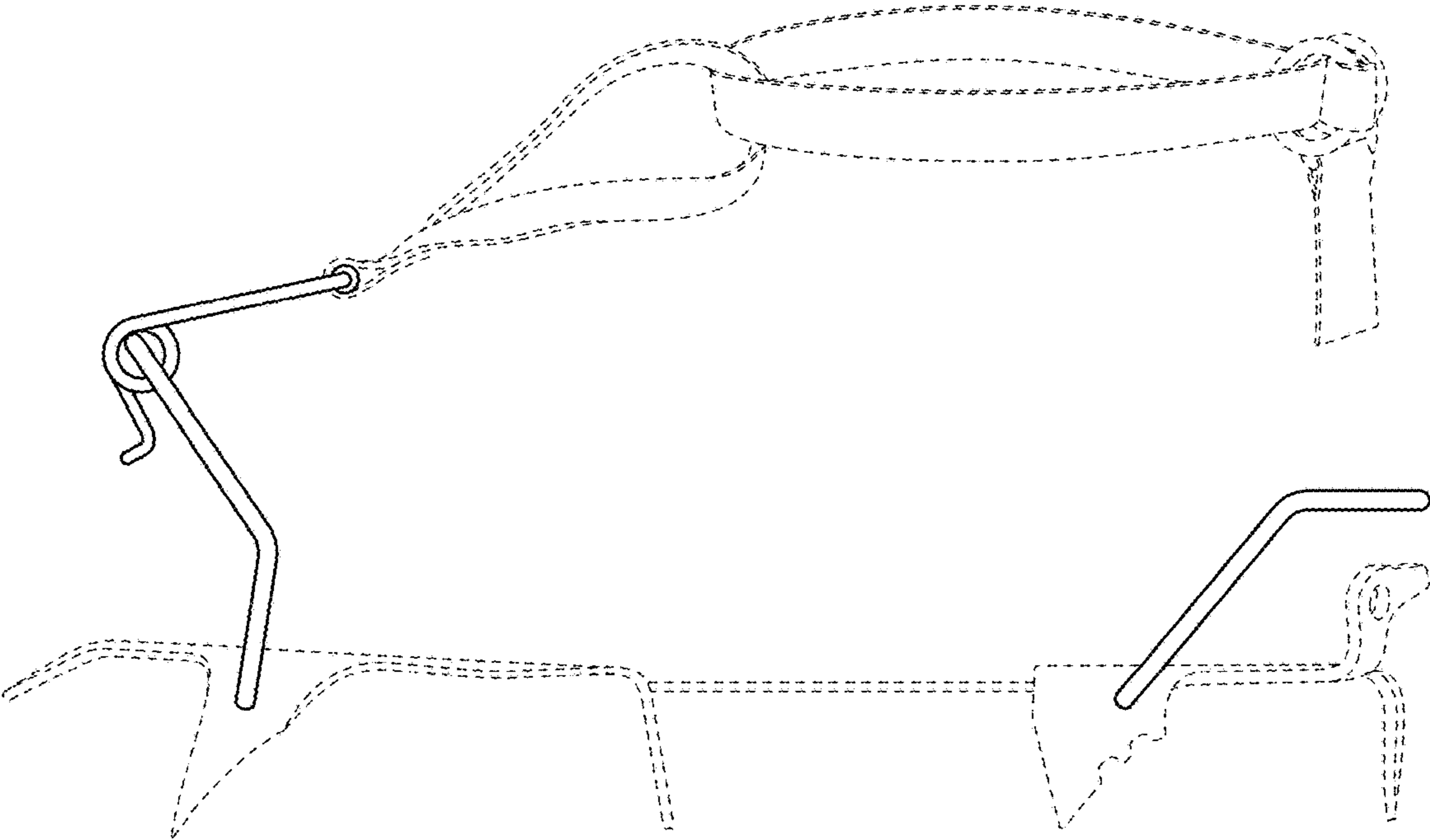


FIG. 3

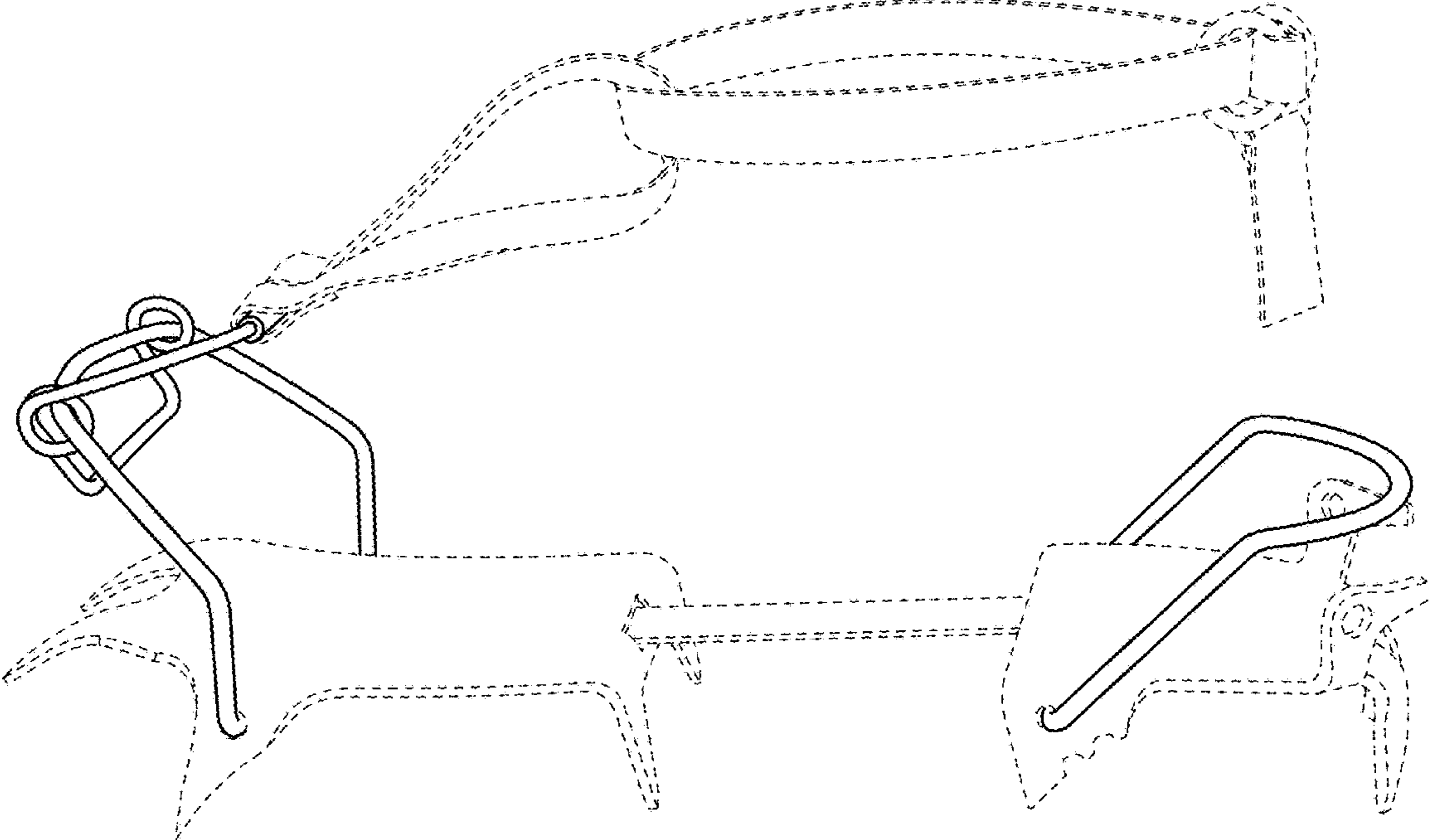


FIG. 4