



US00D834783S

(12) **United States Design Patent** (10) **Patent No.:** **US D834,783 S**  
**Diamant et al.** (45) **Date of Patent:** **\*\* Dec. 4, 2018**

(54) **HAND MUFF**  
 (71) Applicant: **SKIP HOP, INC.**, New York, NY (US)  
 (72) Inventors: **Ellen Diamant**, New York, NY (US);  
**Chelsea Carter**, Jersey City, NJ (US);  
**Erin Knowlton**, Brooklyn, NY (US)  
 (73) Assignee: **SKIP HOP, INC.**, New York, NY (US)

6,463,608 B1 \* 10/2002 Moe ..... A01M 31/00  
 5/646  
 D472,364 S \* 4/2003 Riedler ..... D2/613  
 D595,928 S \* 7/2009 Swanson ..... D2/611  
 8,615,814 B1 \* 12/2013 Hawkins ..... A41D 19/01  
 2/66  
 D716,048 S \* 10/2014 Bradfield ..... D3/303  
 D731,788 S \* 6/2015 Joo ..... D3/233  
 D783,227 S \* 4/2017 Ledingham ..... A41D 13/0051  
 D2/610

(Continued)

(\*\*) Term: **15 Years**  
 (21) Appl. No.: **29/572,713**

*Primary Examiner* — George D. Kirschbaum  
*Assistant Examiner* — Clese Moore, Jr.  
 (74) *Attorney, Agent, or Firm* — Stephen J. Weyer, Esq.;  
 Stites & Harbison, PLLC

(22) Filed: **Jul. 29, 2016**  
 (51) **LOC (11) Cl.** ..... **02-99**  
 (52) **U.S. Cl.**  
 USPC ..... **D2/611**  
 (58) **Field of Classification Search**  
 USPC ..... D2/610–618, 622, 623; D12/133;  
 D3/233  
 CPC .... A41D 13/0051; A41D 13/081; B62B 9/26;  
 B62B 9/20  
 See application file for complete search history.

(57) **CLAIM**

The ornamental design for a hand muff, as shown and described.

**DESCRIPTION**

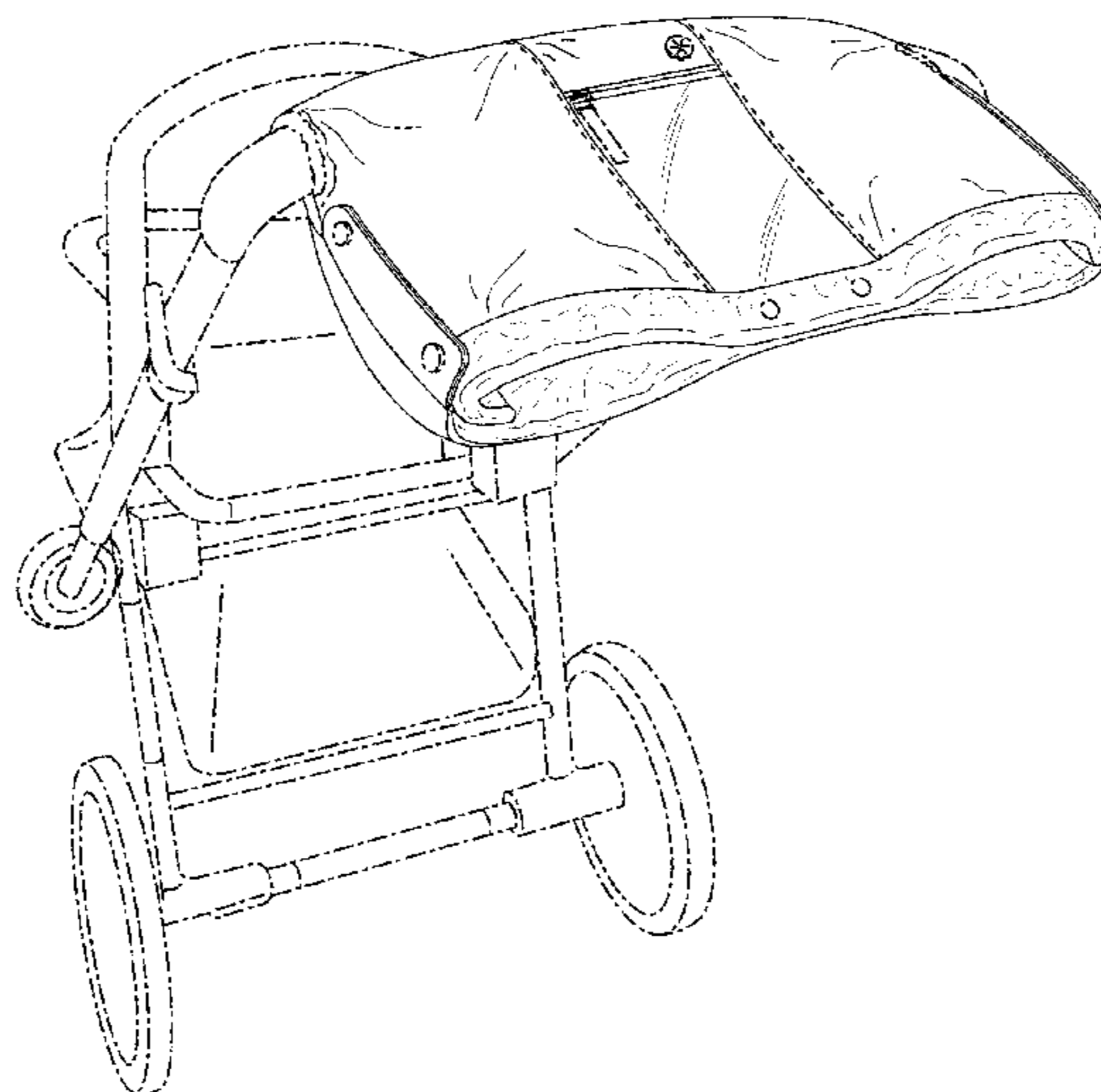
FIG. 1 is a perspective view taken from the front, left side and top side of the hand muff of the present design, shown attached to a stroller, in accordance with the present design. FIG. 2 is a top plan view of the hand muff of FIG. 1. FIG. 3 is a bottom plan view of the hand muff of FIG. 1. FIG. 4 is a front elevation view of the hand muff of FIG. 1. FIG. 5 is a rear elevation view of the hand muff of FIG. 1. FIG. 6 is a left side elevation view of the hand muff of FIG. 1. FIG. 7 is a right side elevation view of the hand muff of FIG. 1. FIG. 8 is a top plan view of the hand muff of FIG. 1, shown flat in an open position; and, FIG. 9 is a bottom plan view of the hand muff of FIG. 1, shown flat in an open position. Elements drawn in broken short/long dash lines form no part of the claimed design.

(56) **References Cited**

**U.S. PATENT DOCUMENTS**

2,089,086 A \* 8/1937 Farkas ..... B62B 9/20  
 2/17  
 D254,216 S \* 2/1980 Caputo ..... D2/611  
 D255,505 S \* 6/1980 Karolak ..... D2/611  
 4,893,357 A \* 1/1990 Evans ..... A41D 13/081  
 2/208  
 4,949,887 A \* 8/1990 Holmes ..... A41D 13/081  
 126/204  
 D316,478 S \* 4/1991 Brunner ..... D2/610  
 D364,724 S \* 12/1995 Bates ..... D2/613  
 D371,892 S \* 7/1996 Geer ..... D2/611  
 D373,235 S \* 9/1996 Caponelli ..... D2/613  
 D440,738 S \* 4/2001 Cliche ..... D2/612

**1 Claim, 8 Drawing Sheets**



(56)

**References Cited**

U.S. PATENT DOCUMENTS

2006/0248624 A1\* 11/2006 Pieczynski ..... A41D 13/0051  
2/16  
2010/0175161 A1\* 7/2010 Jarboe ..... A41D 13/085  
2/69  
2010/0192271 A1\* 8/2010 Mackiewicz ..... A47G 9/066  
2/66  
2010/0299800 A1\* 12/2010 Jackson, Jr. .... A41D 13/081  
2/69  
2013/0160185 A1\* 6/2013 Narboni-Campora .....  
A41D 19/01  
2/158  
2015/0173437 A1\* 6/2015 Thompson ..... A41D 19/01  
2/158

\* cited by examiner

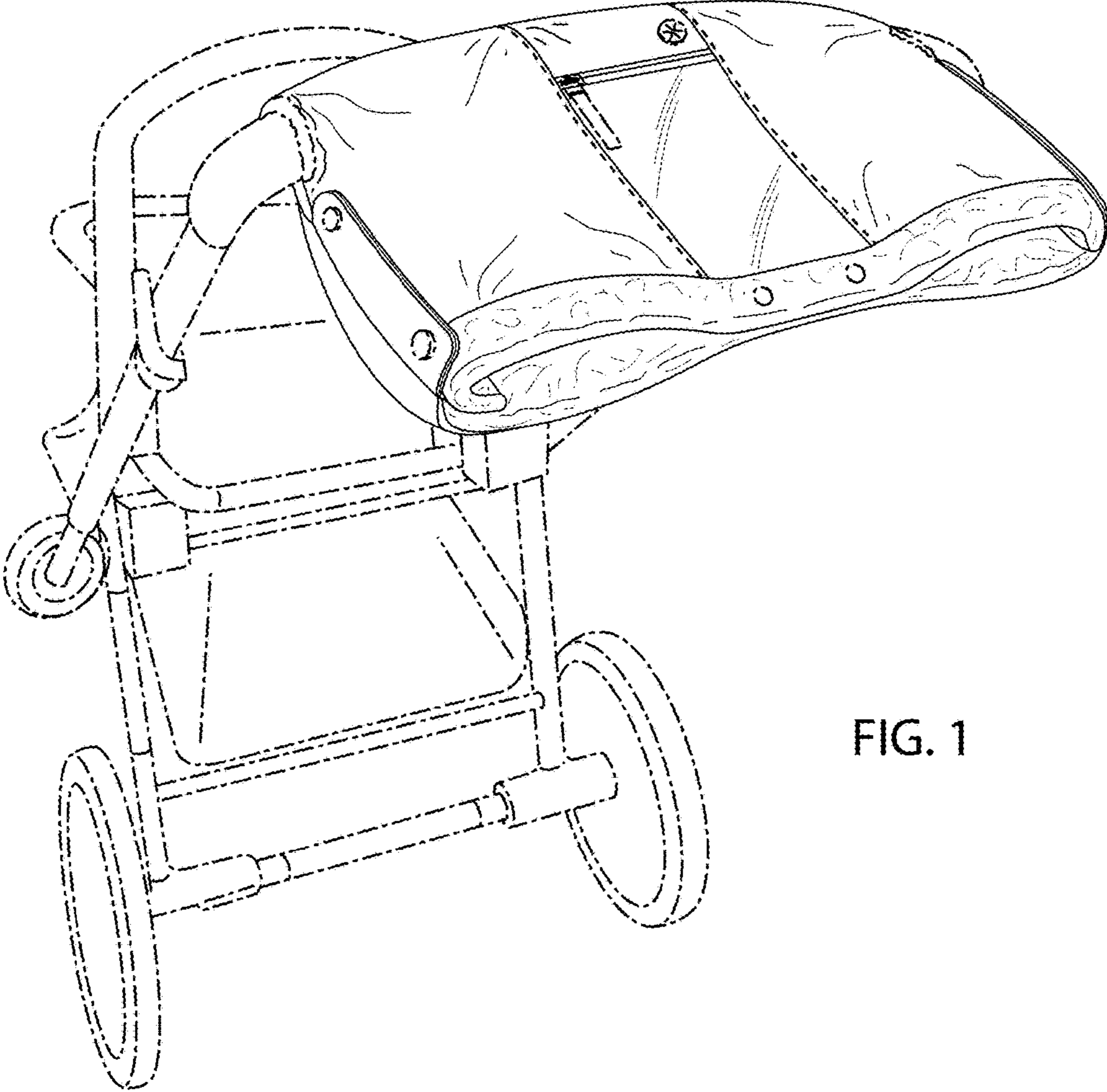


FIG. 1

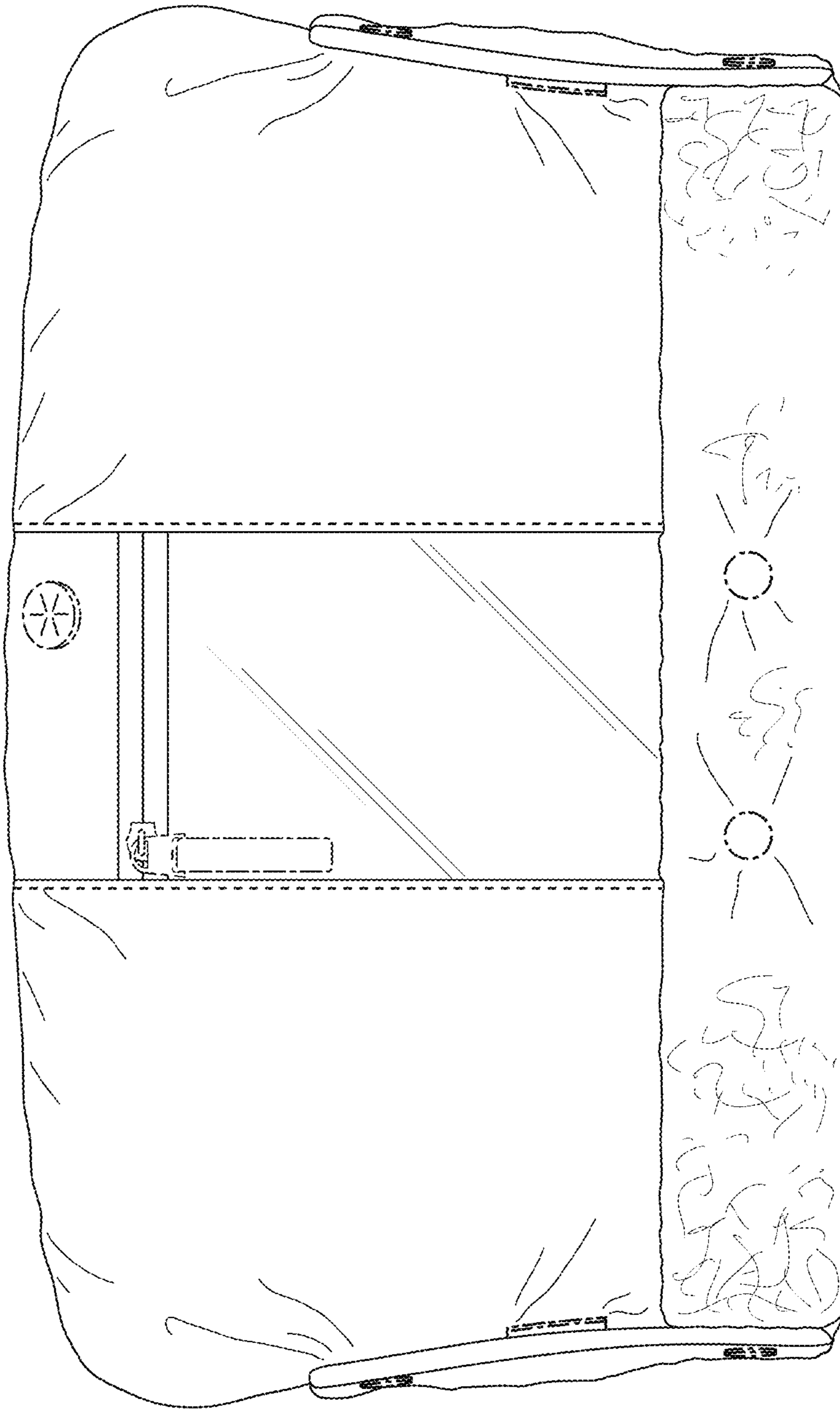


FIG. 2




FIG. 3

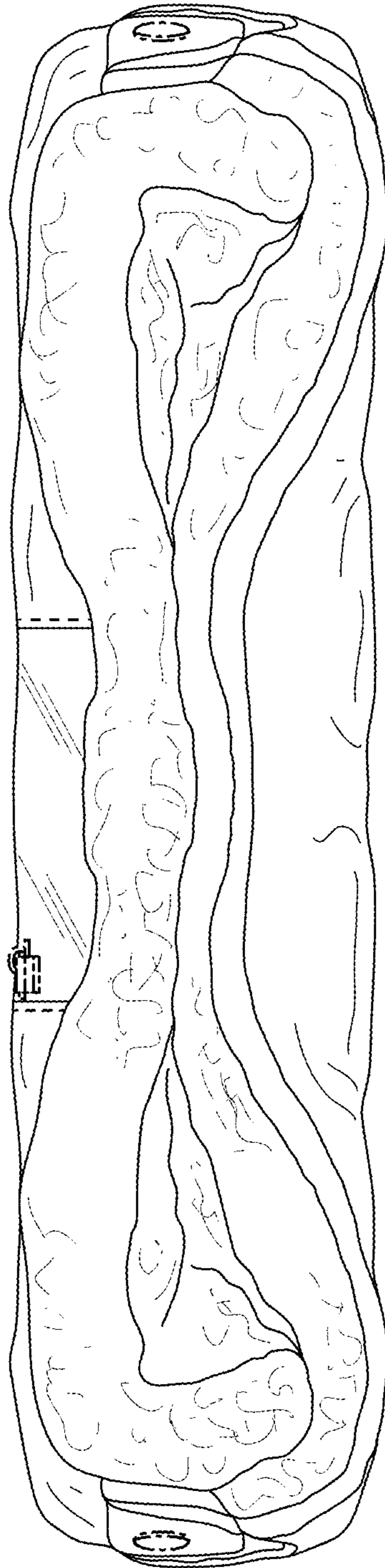


FIG.4

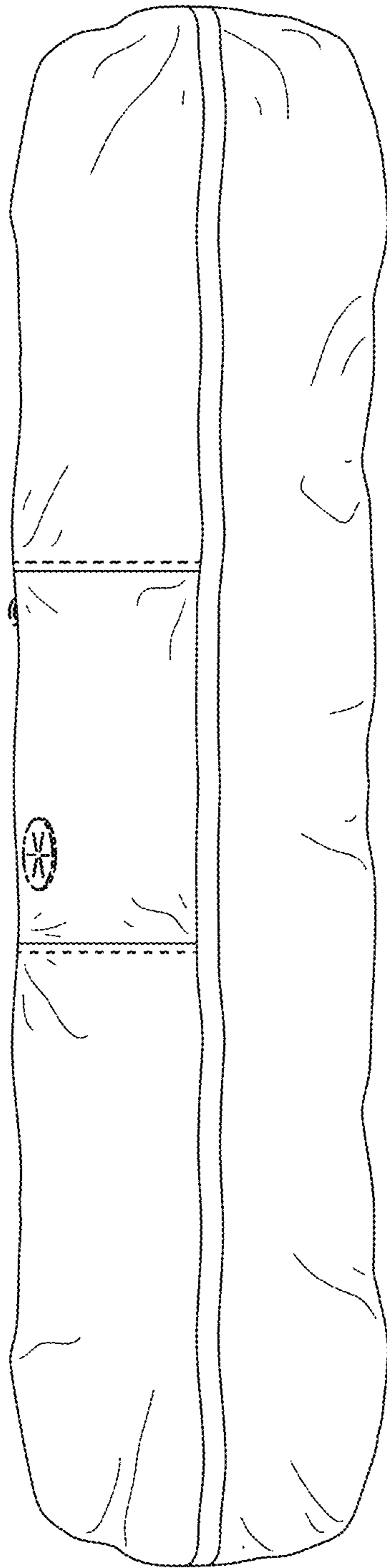


FIG. 5

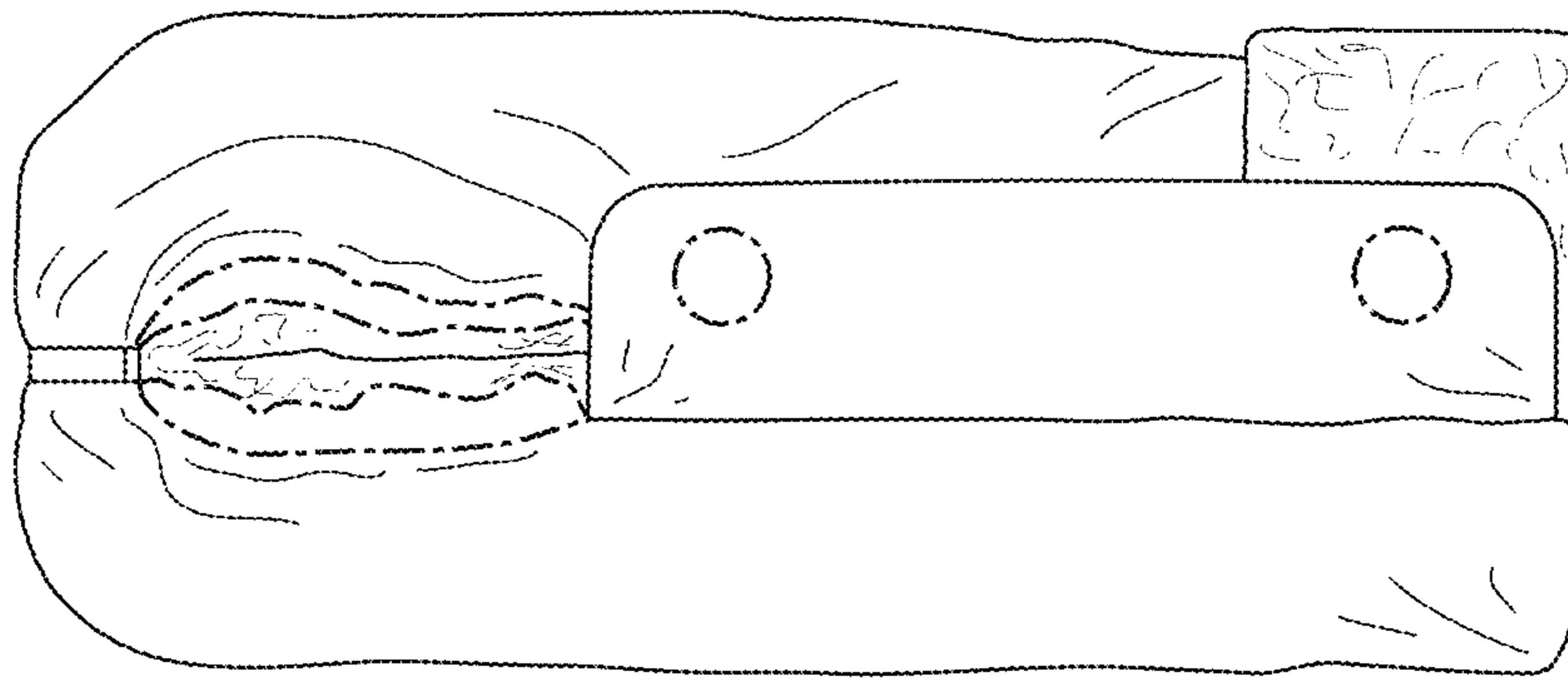


FIG. 6

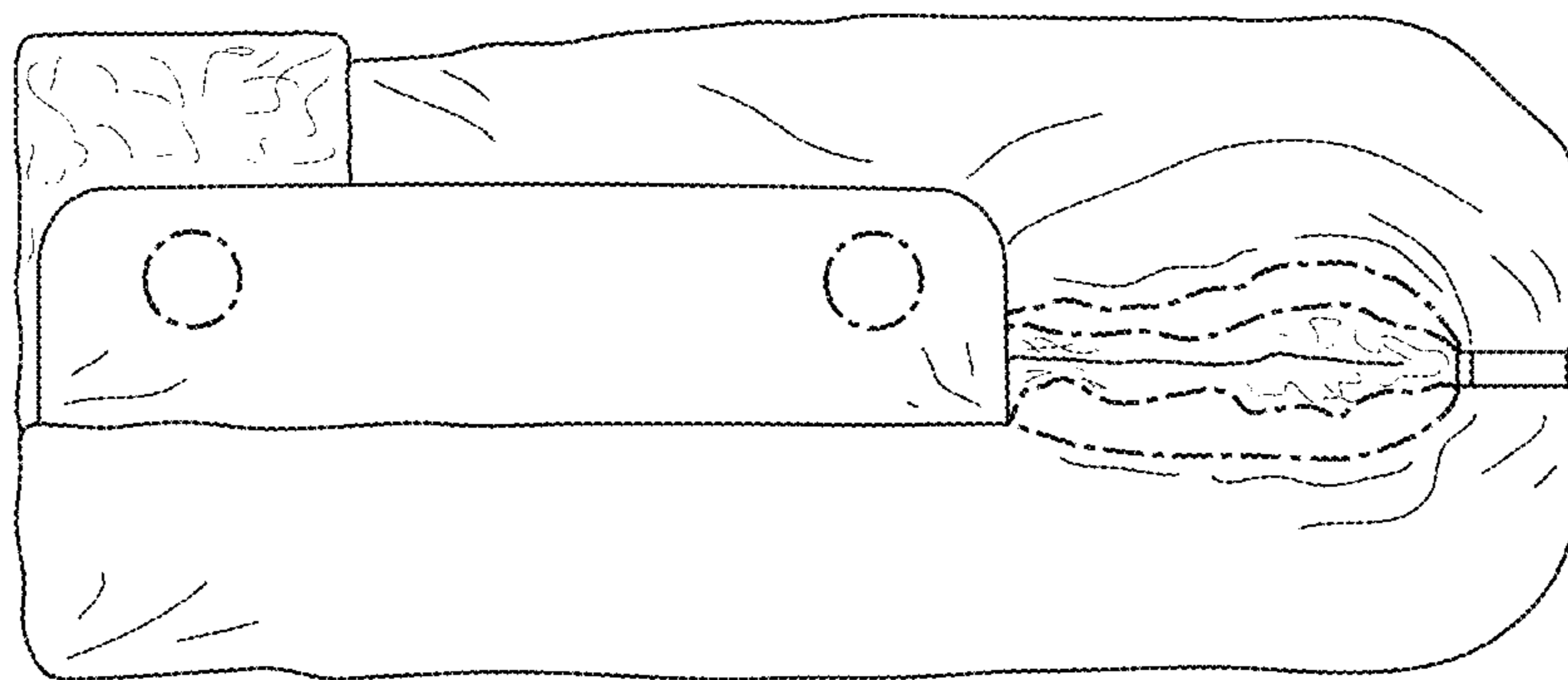


FIG. 7



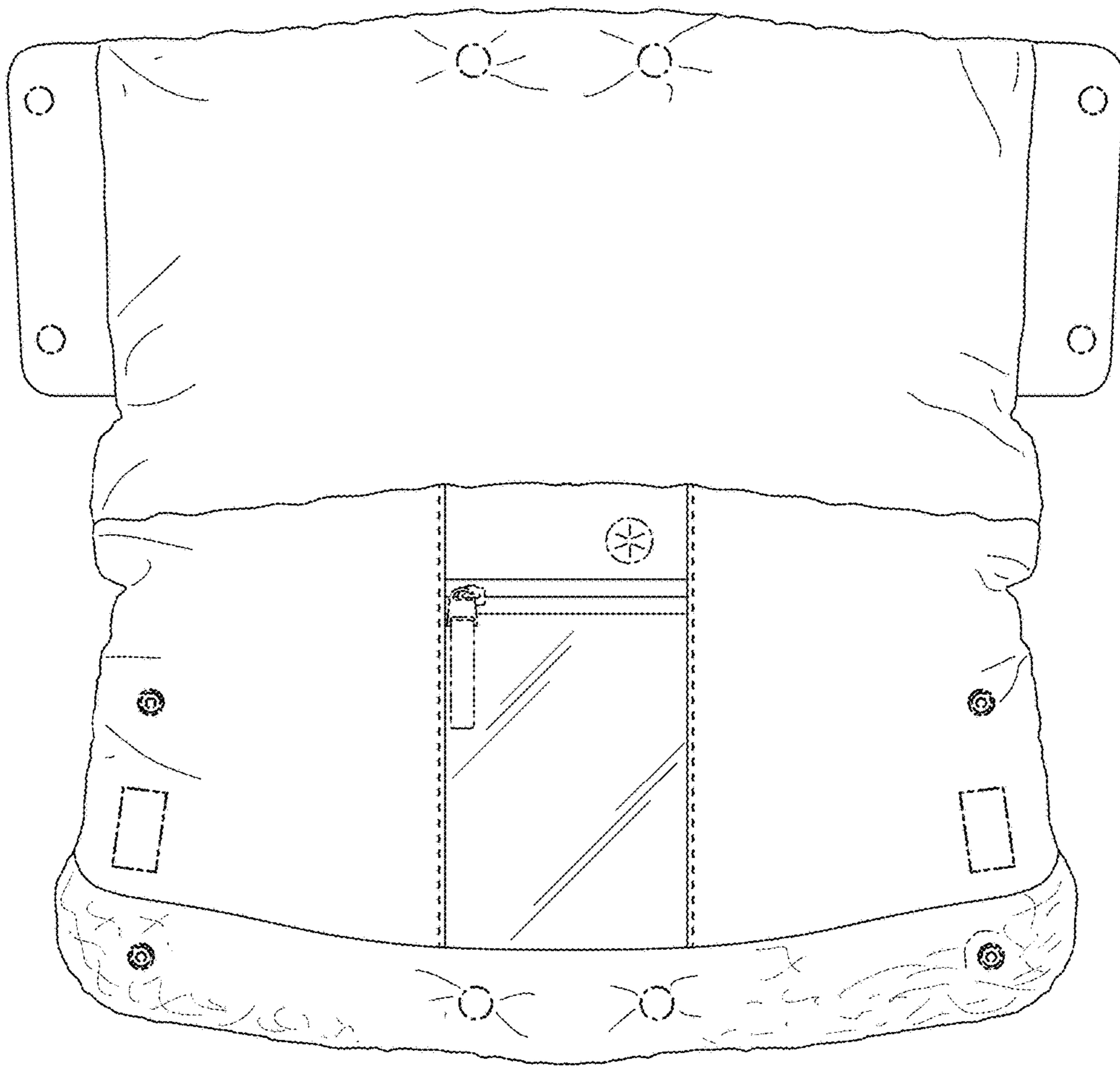


FIG. 8

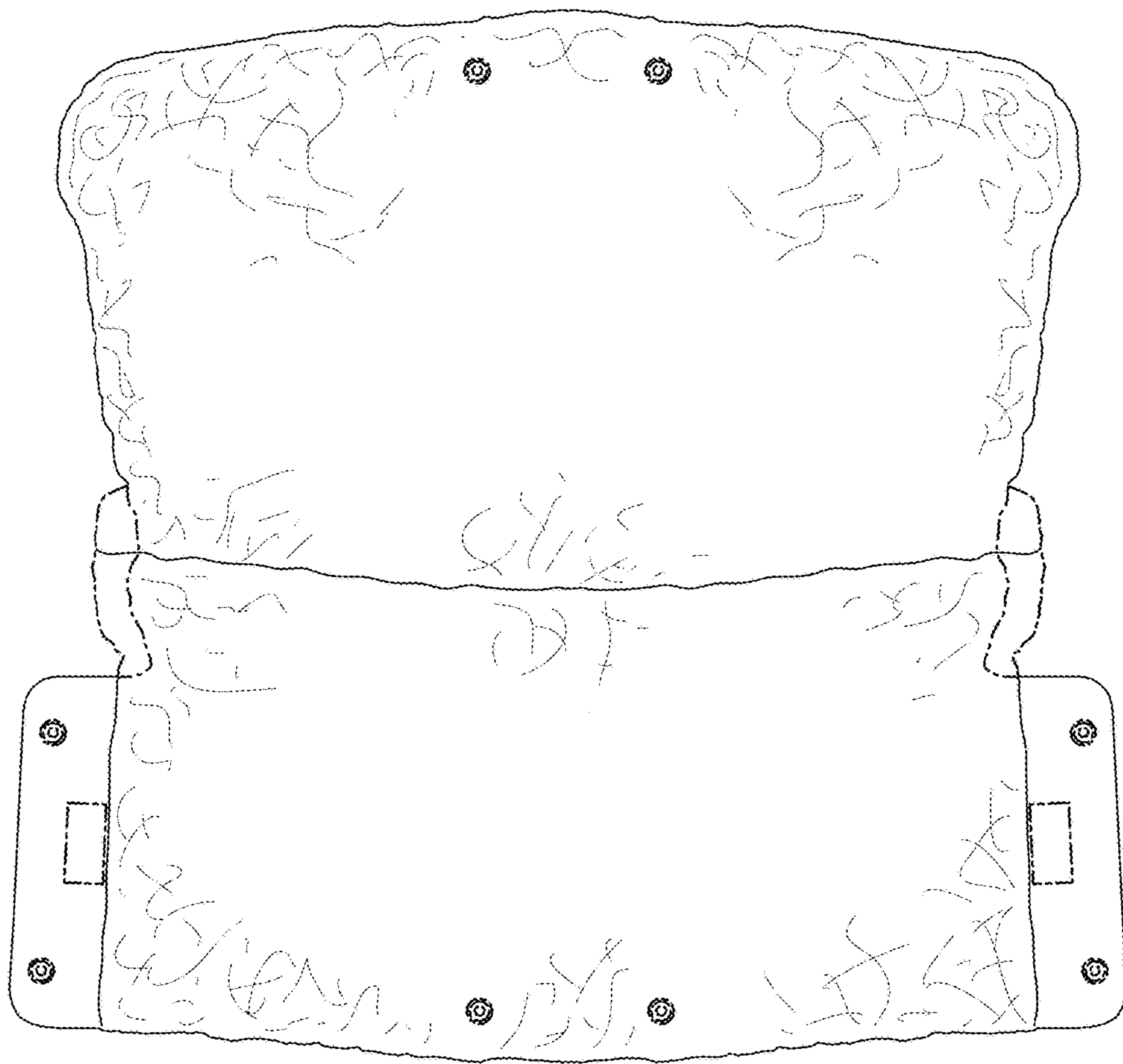


FIG. 9