



US00D834746S

(12) **United States Design Patent**  
**Liu et al.**

(10) **Patent No.:** **US D834,746 S**  
(45) **Date of Patent:** **\*\* Nov. 27, 2018**

(54) **ELECTRONIC CIGARETTE**

(71) Applicant: **Huizhou Kimree Technology Co., Ltd.**  
**Shenzhen Branch**, Shenzhen,  
Guangdong (CN)

(72) Inventors: **Qiuming Liu**, Guangdong (CN);  
**Zhiyong Xiang**, Guangdong (CN)

(73) Assignee: **HUIZHOU KIMREE**  
**TECHNOLOGY CO., LTD.**  
**SHENZHEN BRANCH**, Shenzhen,  
Guangdong (CN)

(\*\*) Term: **15 Years**

(21) Appl. No.: **29/629,772**

(22) Filed: **Dec. 15, 2017**

(51) **LOC (11) Cl.** ..... **27-02**

(52) **U.S. Cl.**  
USPC ..... **D27/162**

(58) **Field of Classification Search**  
USPC ..... D27/100, 101, 162, 163–194;  
D19/115–123, 161–169; D24/110;  
D23/366  
CPC ..... A24F 47/008; A24F 47/002; A24F 7/02;  
A61M 15/06  
See application file for complete search history.

D729,444 S \* 5/2015 Leidel ..... D27/163  
D729,445 S \* 5/2015 Leidel ..... D27/163  
D748,324 S \* 1/2016 Choi ..... D27/163  
D748,325 S \* 1/2016 Leidel ..... D27/163  
D758,004 S \* 5/2016 Freshwater ..... D27/163  
D758,655 S \* 6/2016 Freshwater ..... D27/163  
D758,656 S \* 6/2016 Freshwater ..... D27/163  
D769,520 S \* 10/2016 Hua ..... D27/167  
D770,678 S \* 11/2016 Shin ..... D27/163  
D772,477 S \* 11/2016 Shin ..... D27/163  
D776,051 S \* 1/2017 Wang ..... D13/103  
D792,020 S \* 7/2017 Mendoza ..... D27/101  
D792,642 S \* 7/2017 Mendoza ..... D27/101  
D808,071 S \* 1/2018 Folkerts ..... D27/101  
D808,073 S \* 1/2018 Leidel ..... D27/162  
D816,895 S \* 5/2018 Ren ..... D27/162  
2014/0217085 A1 \* 8/2014 Alima ..... A24F 47/008  
219/474  
2016/0331912 A1 \* 11/2016 Trzecieski ..... A61M 11/042  
(Continued)

*Primary Examiner* — Brandon M Rosati  
*Assistant Examiner* — Marissa J Cash  
(74) *Attorney, Agent, or Firm* — Ladas & Parry LLP

(57) **CLAIM**

The ornamental design for an electronic cigarette, as shown and described.

**DESCRIPTION**

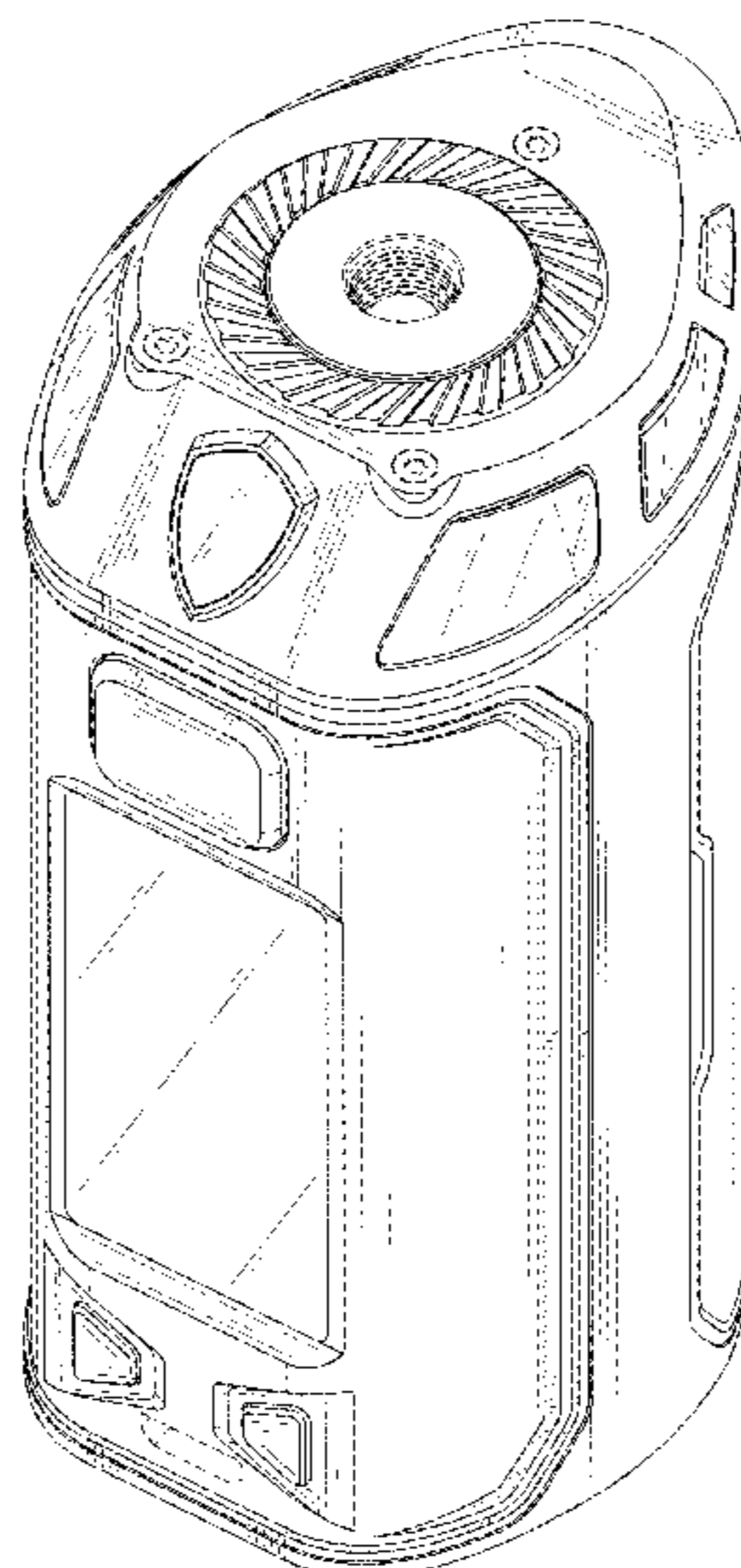
FIG. 1 is a perspective view of an electronic cigarette showing our new design;  
FIG. 2 is a front elevational thereof;  
FIG. 3 is a rear elevational view thereof;  
FIG. 4 is a left side elevational view thereof;  
FIG. 5 is a right side elevational view thereof;  
FIG. 6 is a top plan view thereof; and,  
FIG. 7 is a bottom plan view thereof.  
The broken lines in the figures are included for the purpose of illustrating portions of the electronic cigarette which form no part of the claimed design.

**1 Claim, 7 Drawing Sheets**

(56) **References Cited**

U.S. PATENT DOCUMENTS

D422,113 S \* 3/2000 Higgins ..... D27/186  
D424,236 S \* 5/2000 Reed ..... D27/163  
D433,744 S \* 11/2000 Basaganas ..... D23/360  
D493,220 S \* 7/2004 Burge ..... D24/110  
D553,290 S \* 10/2007 Smith ..... D27/143  
D629,154 S \* 12/2010 Sung ..... D27/154  
D654,160 S \* 2/2012 Yomtov ..... D23/360  
D678,505 S \* 3/2013 Kopp ..... D24/110  
D708,727 S \* 7/2014 Postma ..... D23/360



(56)

**References Cited**

U.S. PATENT DOCUMENTS

2017/0215478 A1\* 8/2017 Harrison ..... A24F 47/008  
2018/0013175 A1\* 1/2018 Liu ..... H01M 10/425  
2018/0153219 A1\* 6/2018 Verleur ..... A24F 47/008

\* cited by examiner

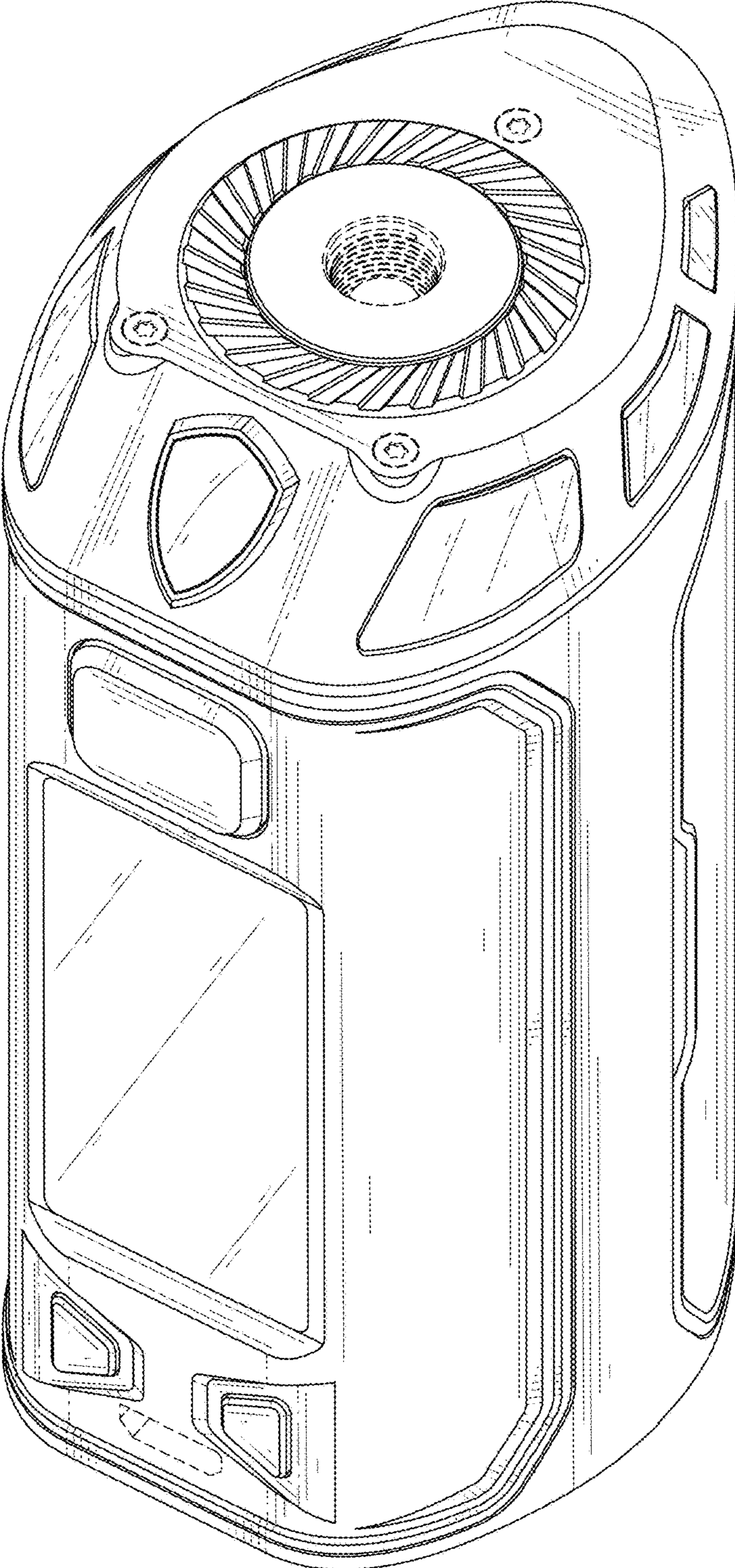


FIG. 1



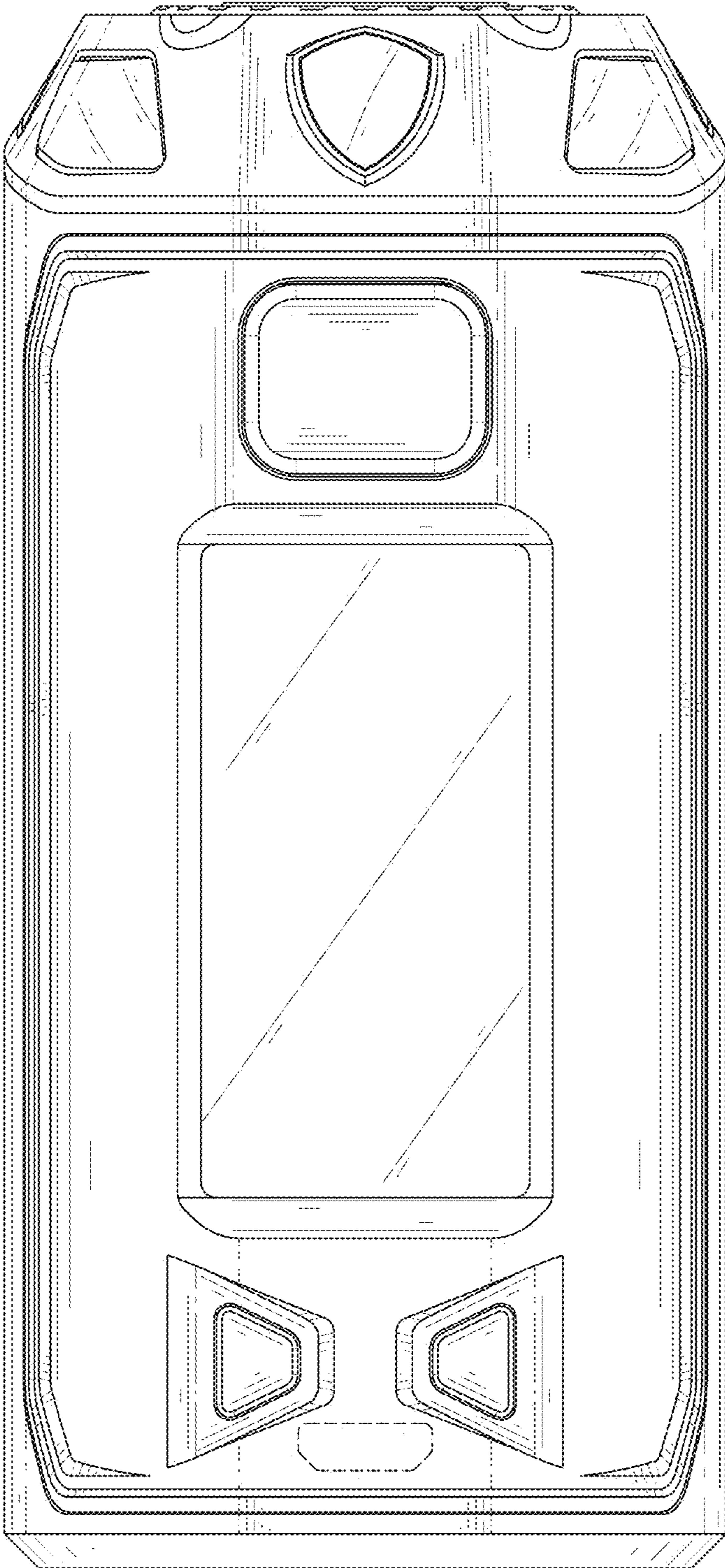


FIG. 2




FIG. 3

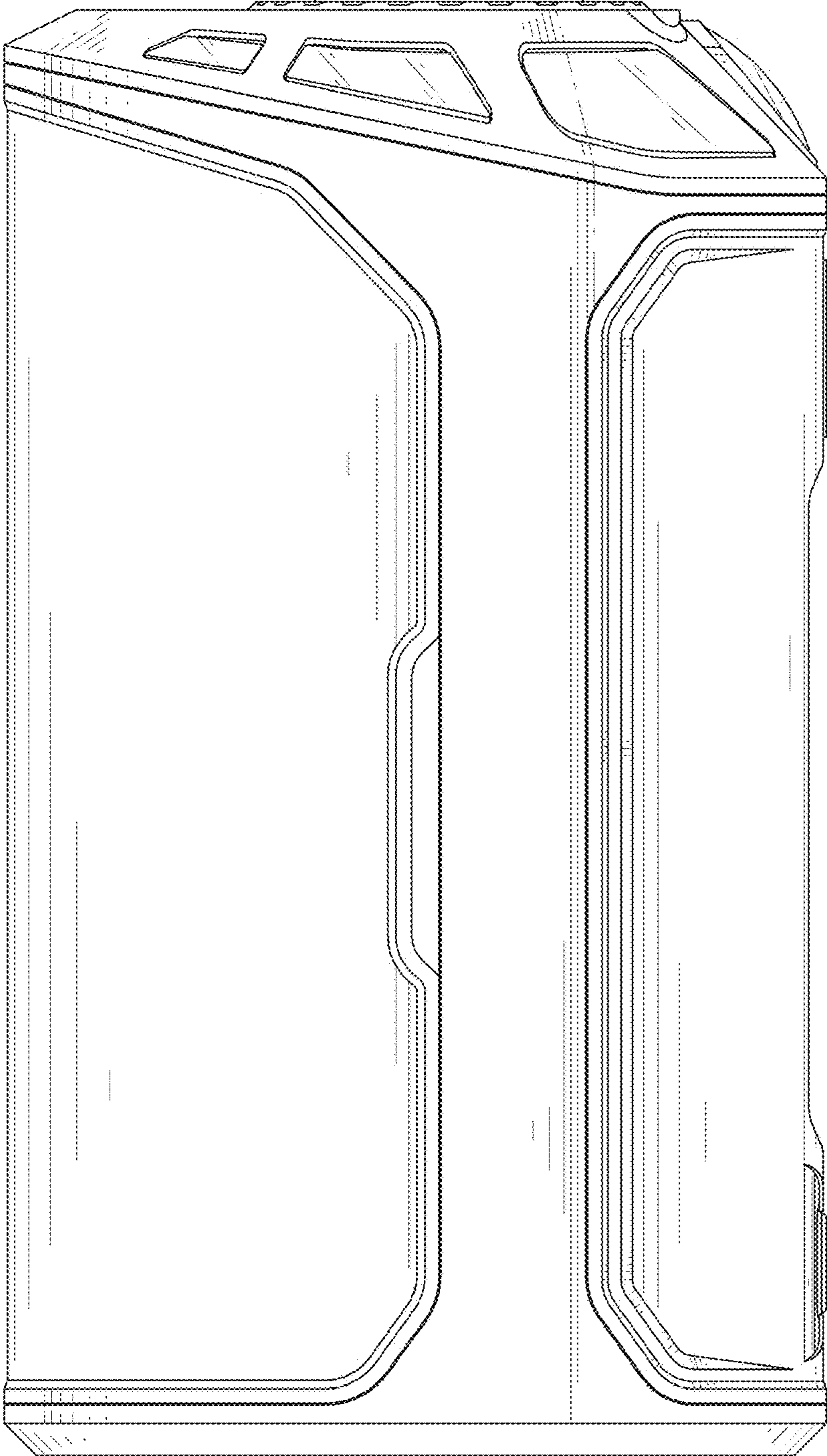


FIG. 4



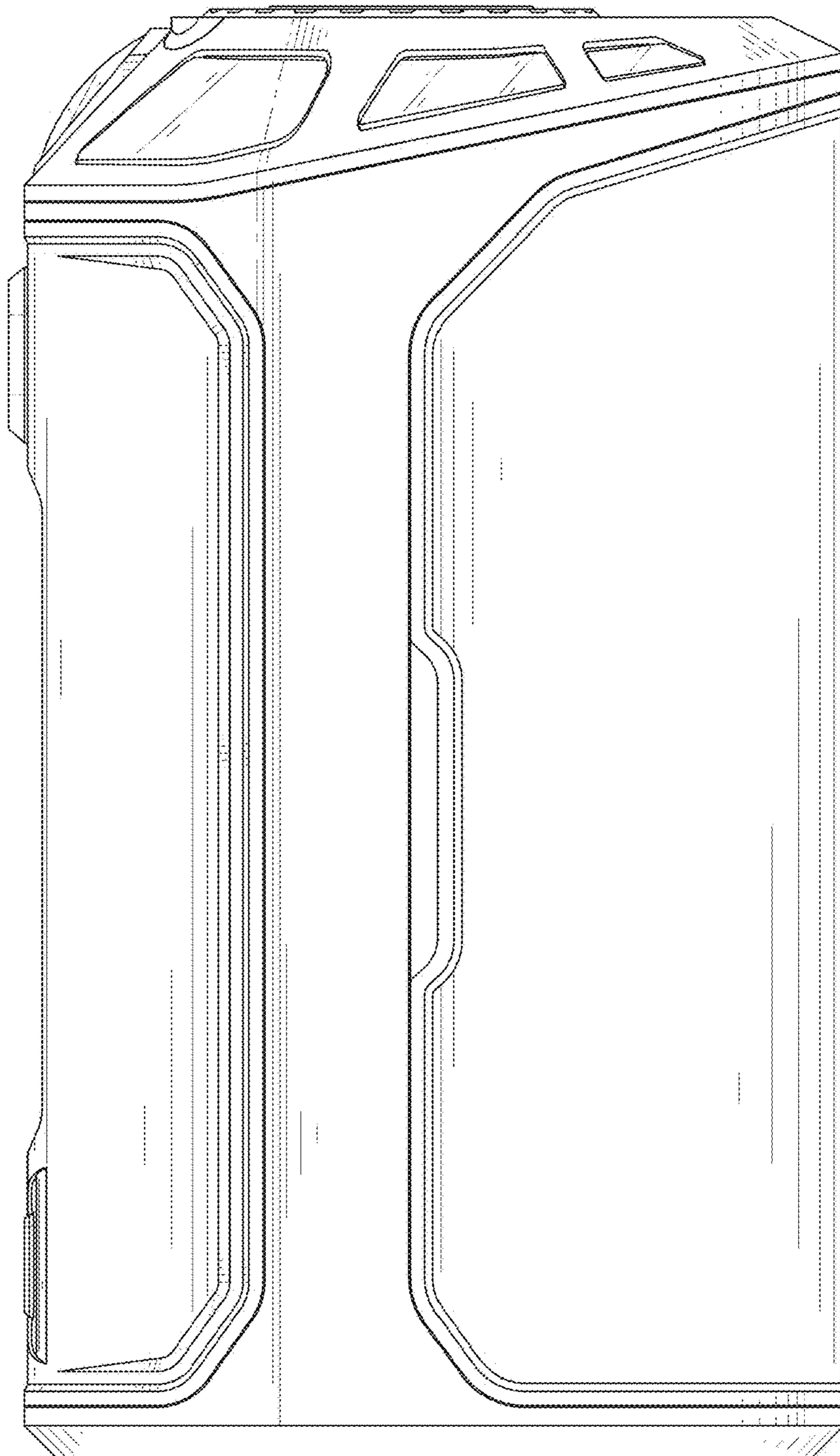


FIG. 5

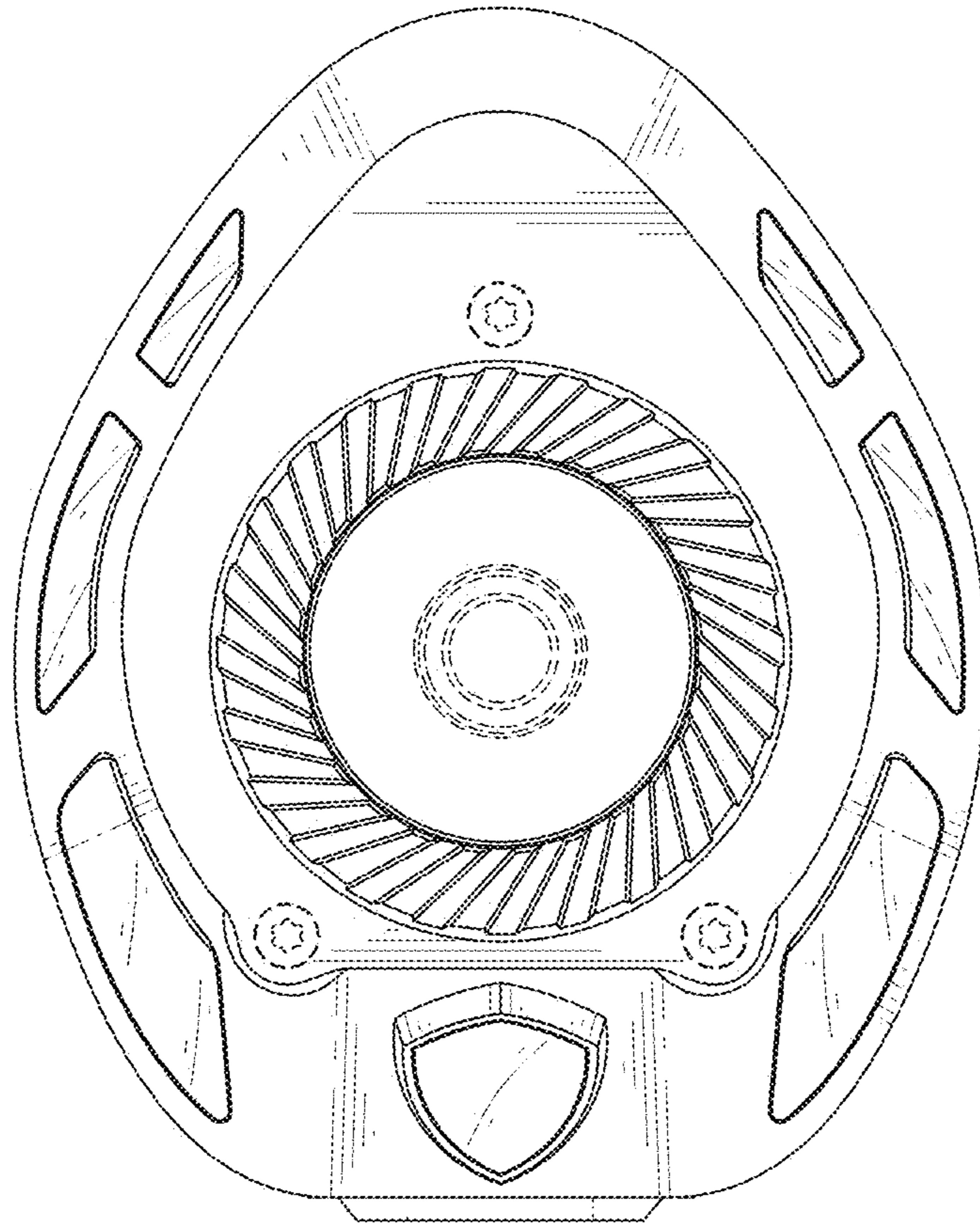


FIG. 6



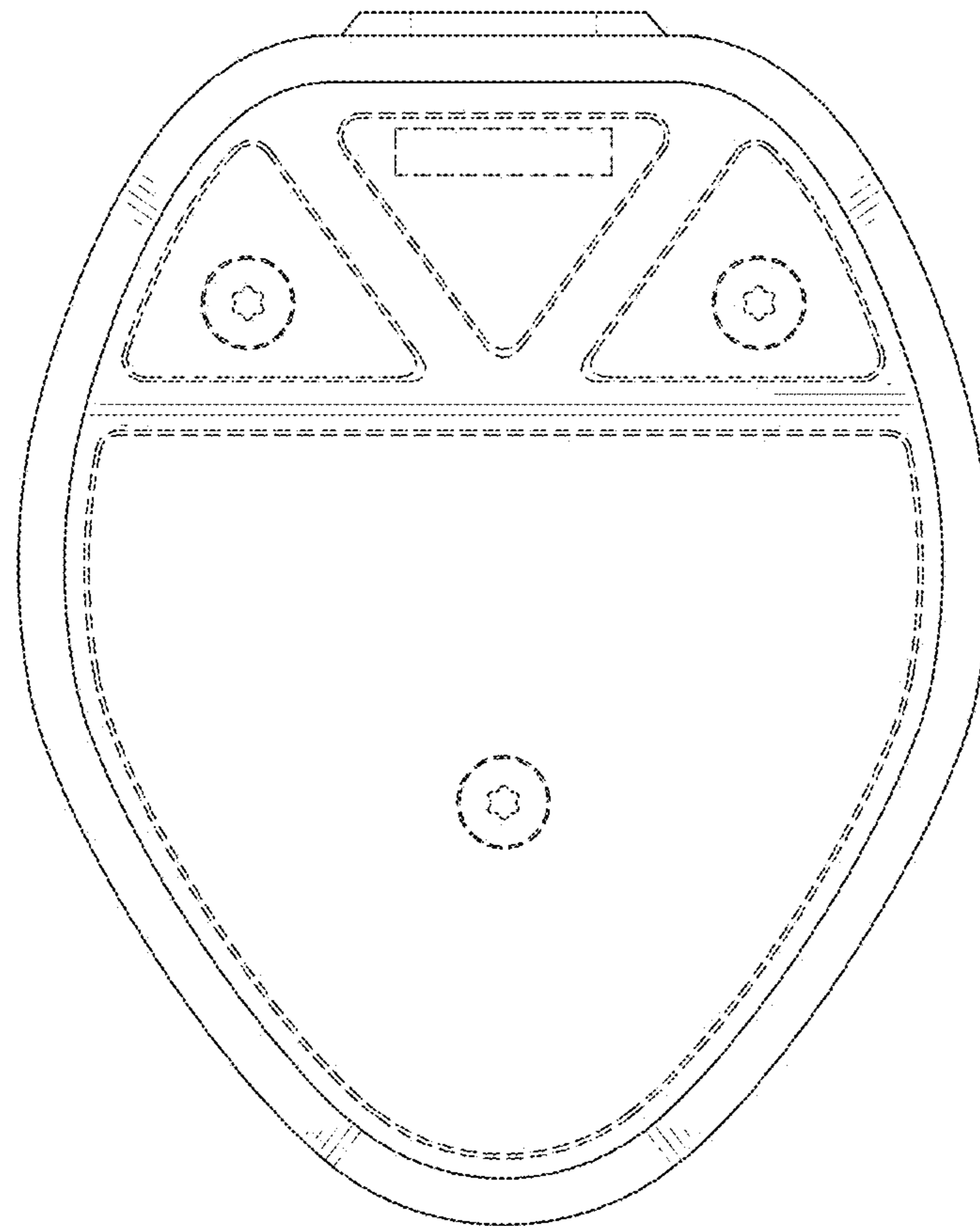


FIG. 7