



US00D834733S

(12) **United States Design Patent**  
**Katagiri**

(10) **Patent No.:** **US D834,733 S**

(45) **Date of Patent:** **\*\* Nov. 27, 2018**

(54) **VEHICLE LAMP**

(71) Applicant: **KOITO MANUFACTURING CO., LTD.**, Tokyo (JP)

(72) Inventor: **Minami Katagiri**, Shizuoka (JP)

(73) Assignee: **KOITO MANUFACTURING CO., LTD.**, Tokyo (JP)

(\*\*) Term: **15 Years**

(21) Appl. No.: **29/631,182**

(22) Filed: **Dec. 28, 2017**

(51) **LOC (11) Cl.** ..... **26-06**

(52) **U.S. Cl.**  
USPC ..... **D26/28**

(58) **Field of Classification Search**  
USPC ..... D26/28-36  
CPC ..... F21S 48/00; F21S 48/10; F21S 48/115;  
F21S 48/225; F21S 48/1233; F21S  
48/1266; F21S 48/1388; F21S 48/2268;  
F21V 21/04

See application file for complete search history.

(56) **References Cited**

**U.S. PATENT DOCUMENTS**

D684,710 S \* 6/2013 Chen ..... D26/28  
D691,754 S \* 10/2013 Chen ..... D26/28

D713,572 S \* 9/2014 Campbell ..... D26/28  
D723,723 S \* 3/2015 Goto ..... D26/28  
D748,305 S \* 1/2016 Miyazawa ..... D26/28  
D752,780 S \* 3/2016 Hall ..... D26/28  
D769,483 S \* 10/2016 Morikawa ..... D26/28  
D772,448 S \* 11/2016 Ishii ..... D26/28  
D789,572 S \* 6/2017 Peat ..... D26/28

\* cited by examiner

*Primary Examiner* — Marcus A Jackson

(74) *Attorney, Agent, or Firm* — Sughrue Mion, PLLC

(57) **CLAIM**

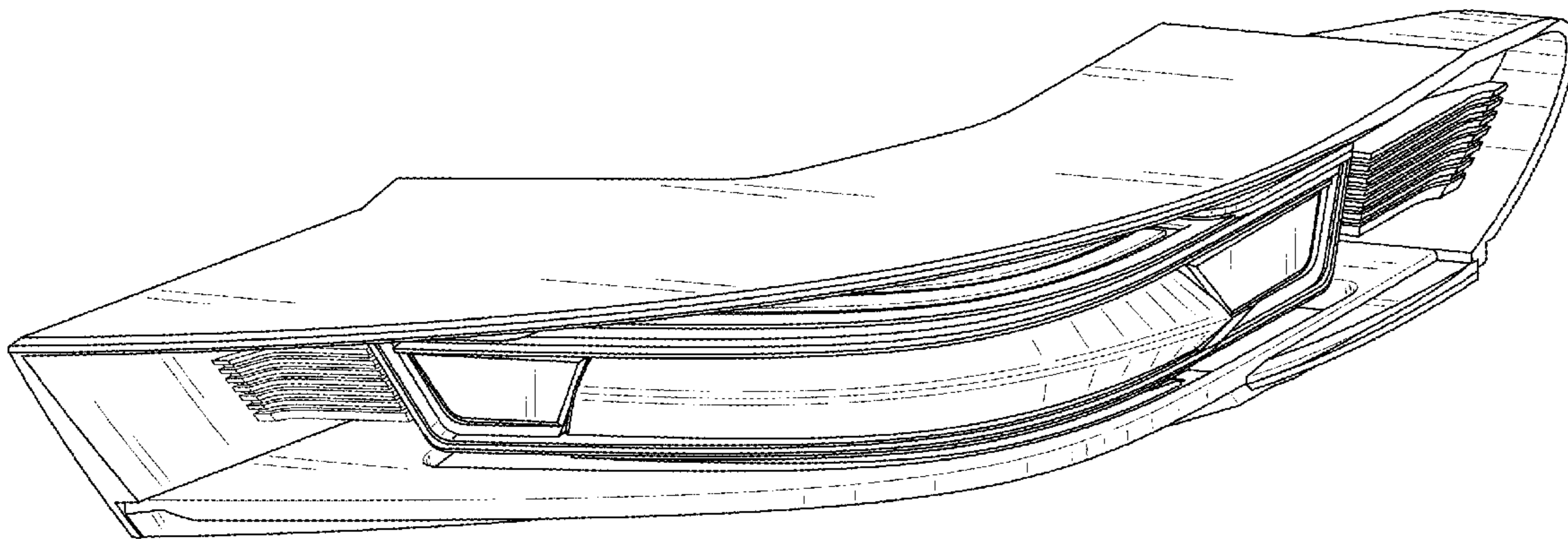
The ornamental design for a vehicle lamp, as shown and described.

**DESCRIPTION**

FIG. 1 is a front perspective view of a vehicle lamp showing my new design;  
FIG. 2 is a front view thereof;  
FIG. 3 is a rear view thereof;  
FIG. 4 is a left side view thereof;  
FIG. 5 is a right side view thereof;  
FIG. 6 is a top view thereof; and,  
FIG. 7 is a bottom view thereof.

The broken lines in the figures are included for the purpose of illustrating portions of the vehicle lamp that form no part of the claimed design.

**1 Claim, 5 Drawing Sheets**



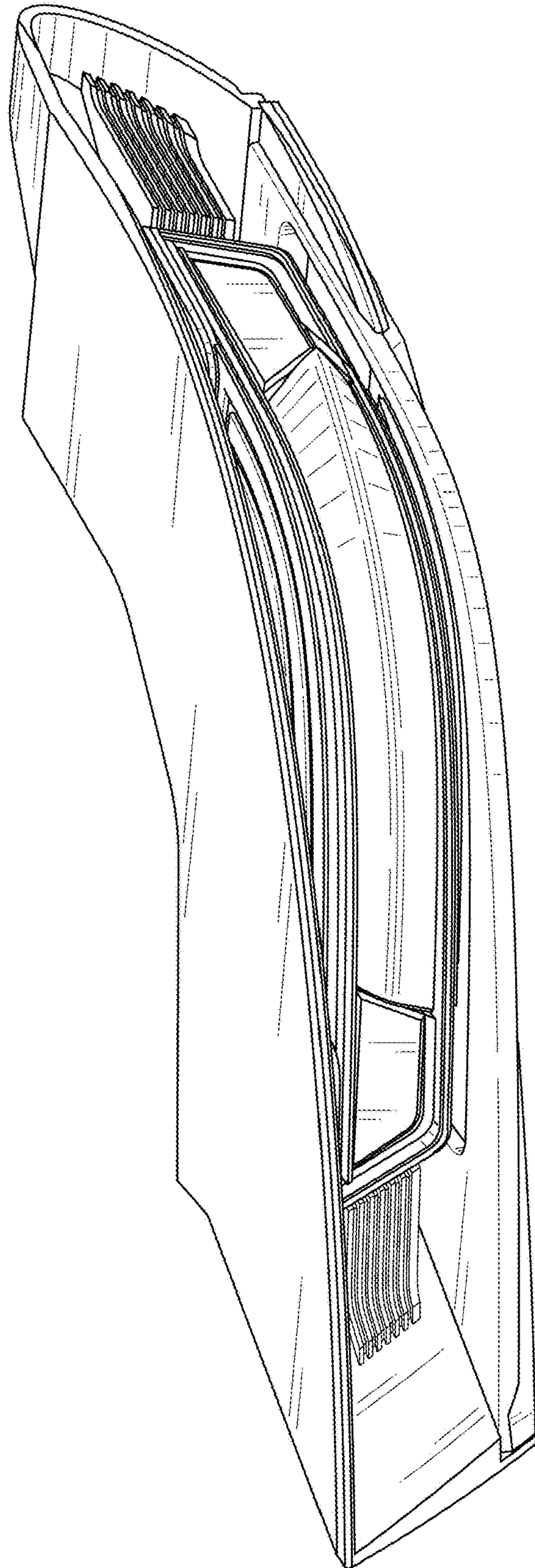


FIG. 1

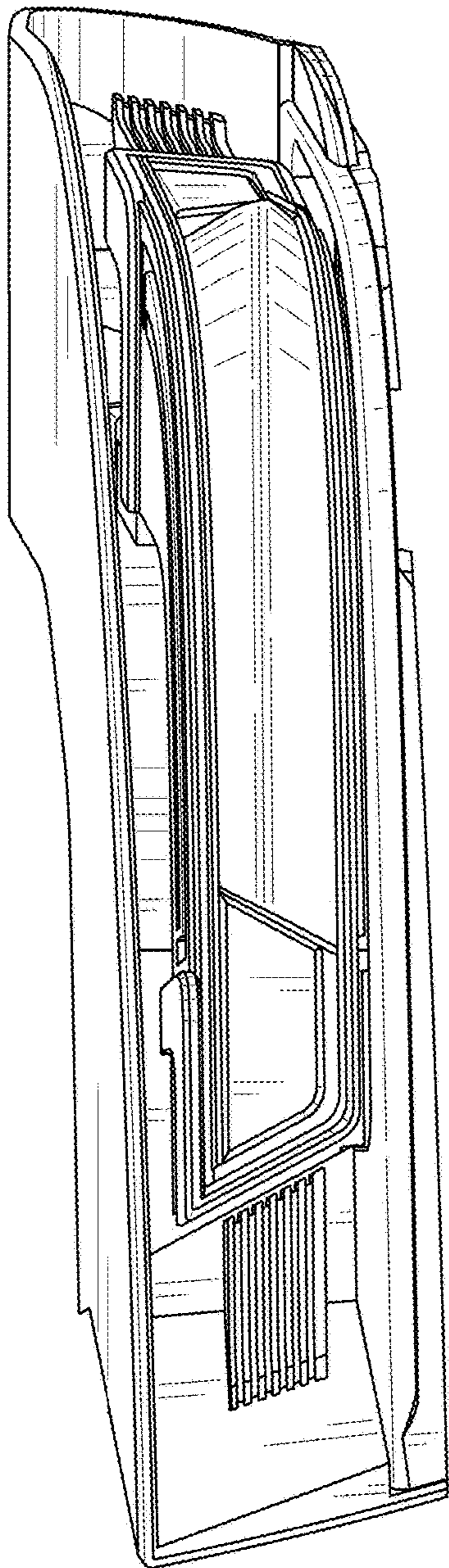


FIG. 2

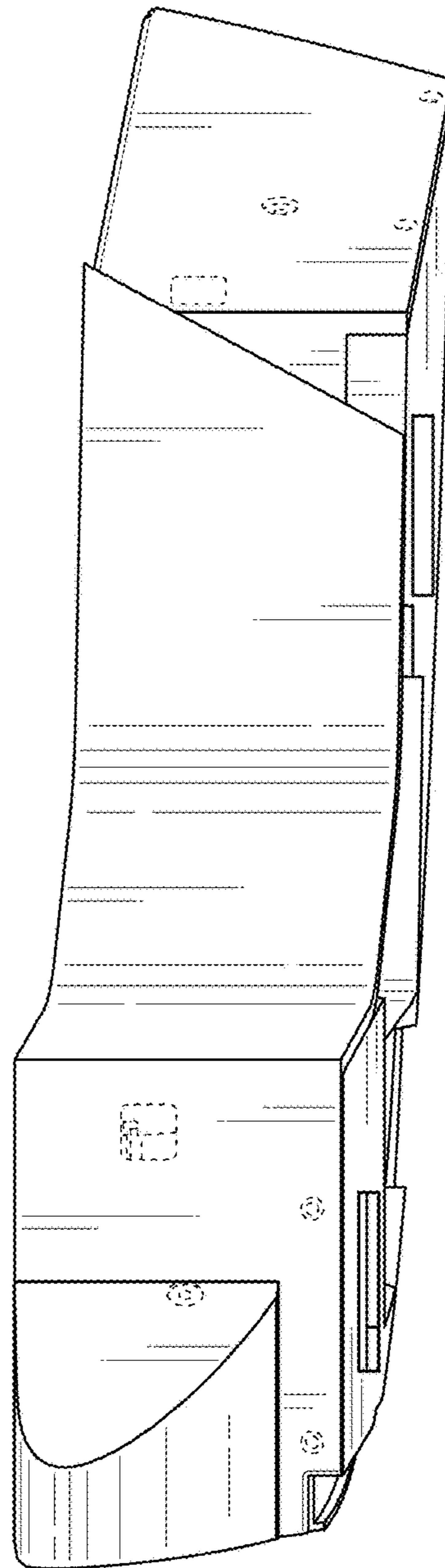


FIG. 3



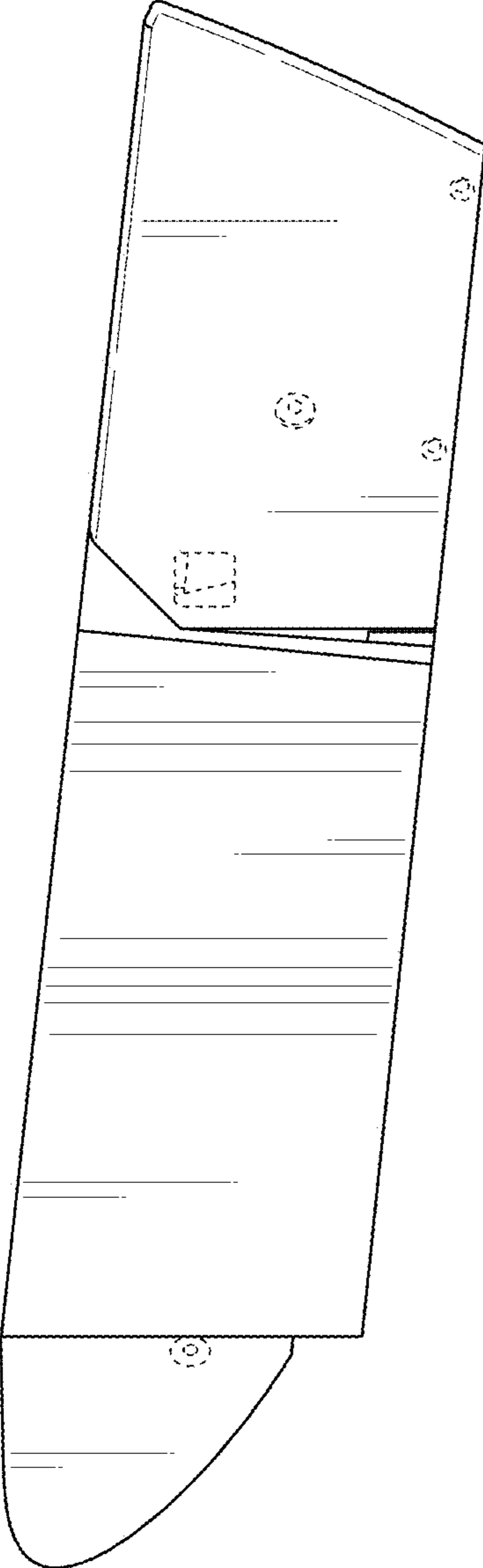


FIG. 4

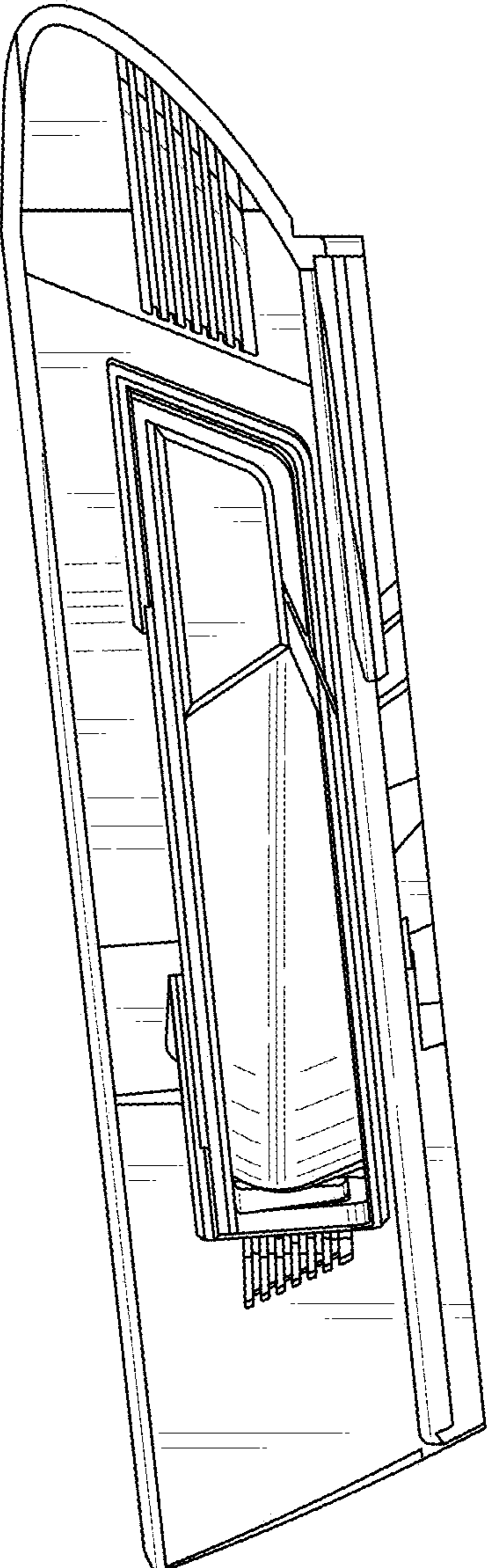


FIG. 5



FIG. 6

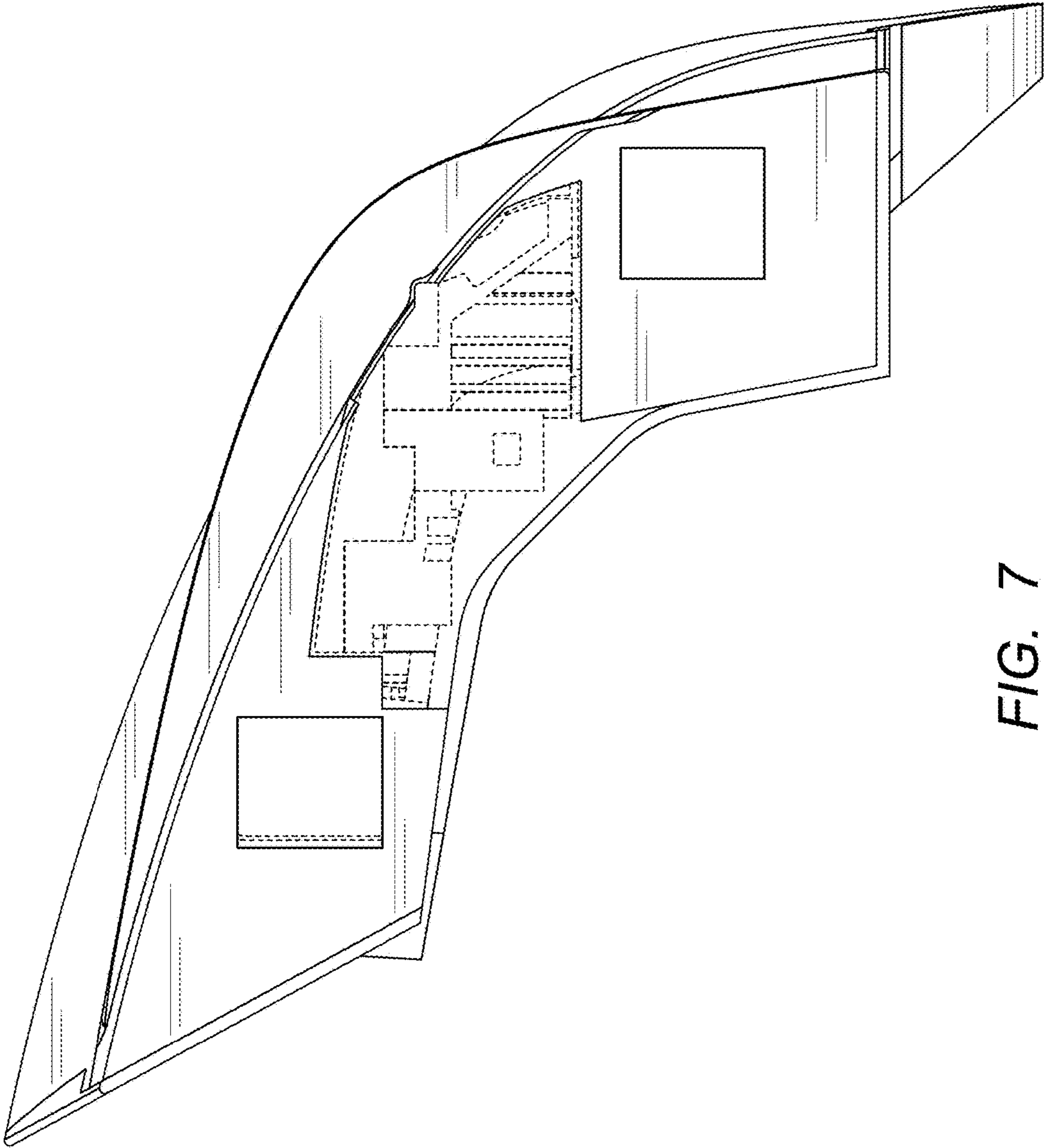


FIG. 7