



US00D834704S

(12) **United States Design Patent** (10) **Patent No.:** **US D834,704 S**
Atkin et al. (45) **Date of Patent:** **** Nov. 27, 2018**

(54) **INHALER**
(71) Applicant: **3M INNOVATIVE PROPERTIES COMPANY**, St. Paul, MN (US)
(72) Inventors: **Marcus D. Atkin**, Coalville (GB);
Steven M. Wick, Stillwater, MN (US)
(73) Assignee: **3M Innovative Properties Company**,
St. Paul, MN (US)

8,082,918 B2 12/2011 Jansen
8,225,790 B2 7/2012 Bowman et al.
D716,936 S 11/2014 Jensen et al.
D808,515 S * 1/2018 Atkin D24/110
D809,127 S * 1/2018 Atkin D24/110
9,872,964 B2 * 1/2018 Cline A61M 15/0065

(Continued)

FOREIGN PATENT DOCUMENTS

GB 2385845 3/2006

(**) Term: **15 Years**

OTHER PUBLICATIONS

(21) Appl. No.: **29/629,373**
(22) Filed: **Dec. 13, 2017**

Web article "3M Unveils Intelligent Inhaler Designed to Help Control Spiraling Costs of Respiratory Disease" Business Wire; 2016; <http://www.businesswire.com/news/home/20160419006564/en/3M-Unveils-Intelligent-Inhaler-Deisnged-Control-Spiraling>.

Related U.S. Application Data

(62) Division of application No. 29/560,312, filed on Apr. 5, 2016, now Pat. No. Des. 808,515.

Primary Examiner — Eric L Goodman
Assistant Examiner — Lilyana Bekic

(51) **LOC (11) Cl.** **29-02**
(52) **U.S. Cl.**
USPC **D24/110**

(57) **CLAIM**

The ornamental design for an inhaler, substantially as shown and described.

(58) **Field of Classification Search**
USPC D24/107, 108, 110, 110.5, 127, 164
CPC A61M 15/0001; A61M 15/00; A61M 15/0065; A61M 15/0091; A61M 15/0026; A61M 11/00; A61M 11/02; A61M 11/04; A61M 15/0068; A61M 15/0071
See application file for complete search history.

DESCRIPTION

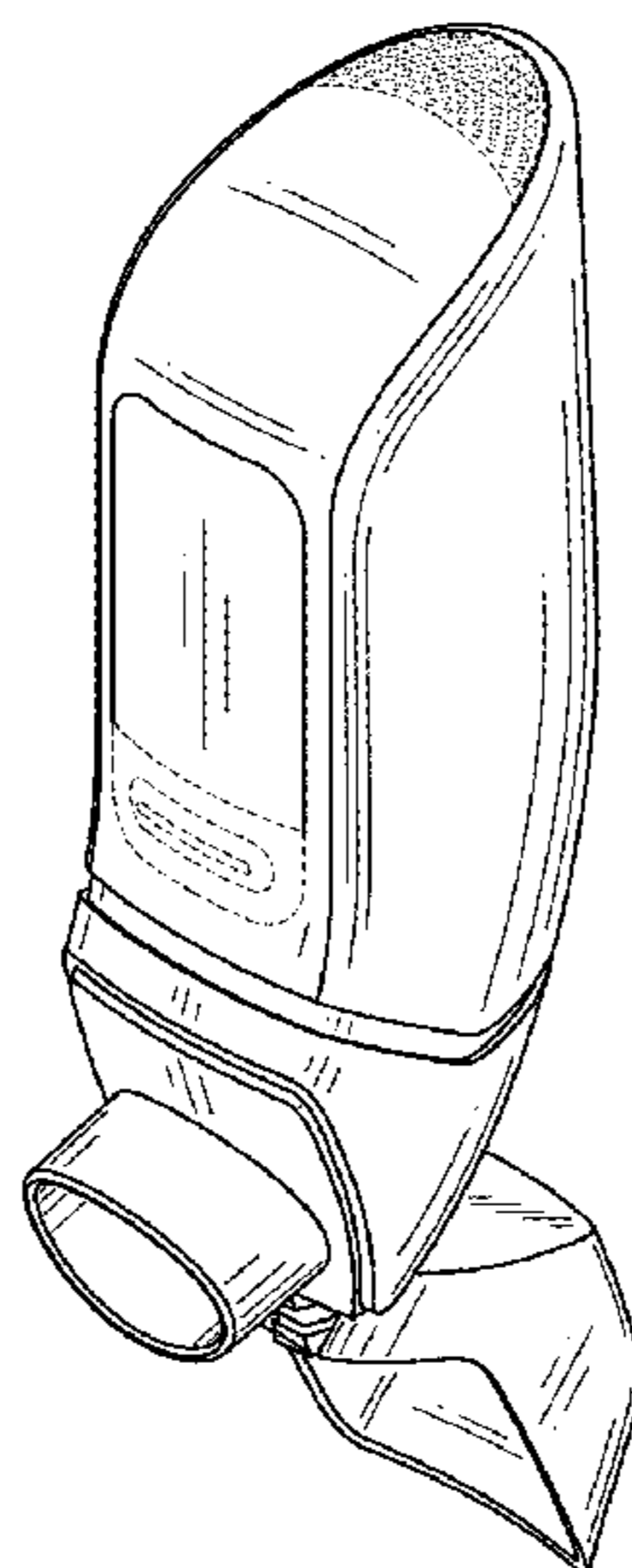
FIG. 1 is a top front perspective view depicting an inhaler of our design;
FIG. 2 is a front elevational view of the inhaler of FIG. 1;
FIG. 3 is a rear elevational view of the inhaler of FIG. 1;
FIG. 4 is a left side elevational view of the inhaler of FIG. 1, the right side elevational view being a mirror image thereof;
FIG. 5 is a top plan view elevational view of the inhaler of FIG. 1; and,
FIG. 6 is a bottom plan elevational view of the inhaler of FIG. 1.
The broken lines in the drawings illustrate portions of the inhaler that form no part of the claimed design.

(56) **References Cited**

U.S. PATENT DOCUMENTS

2,385,845 A 10/1945 Schairer
5,363,842 A 11/1994 Mischelevich et al.
5,394,866 A 3/1995 Ritson
D455,208 S 4/2002 Bacon et al.
D480,474 S 10/2003 Bowman et al.
6,637,432 B2 10/2003 Wakefield
D509,898 S 9/2005 Bunce et al.
7,219,664 B2 5/2007 Ruckdeschel

1 Claim, 2 Drawing Sheets



(56)

References Cited

U.S. PATENT DOCUMENTS

2001/0025639	A1 *	10/2001	Christrup	A61M 15/009 128/200.23
2002/0088458	A1	7/2002	Christrup et al.	
2003/0116155	A1	6/2003	Rasmussen	
2003/0136401	A1	7/2003	Jansen et al.	
2003/0178021	A1	9/2003	Rasmussen	
2003/0183225	A1 *	10/2003	Knudsen	A61M 15/009 128/200.23
2004/0020486	A1	2/2004	Huxham et al.	
2006/0237009	A1	10/2006	Jones et al.	
2008/0156321	A1	7/2008	Bowman et al.	
2015/0020798	A1	1/2015	Elgaard et al.	
2017/0344874	A1 *	11/2017	Von Schuckmann	G06M 1/042

* cited by examiner

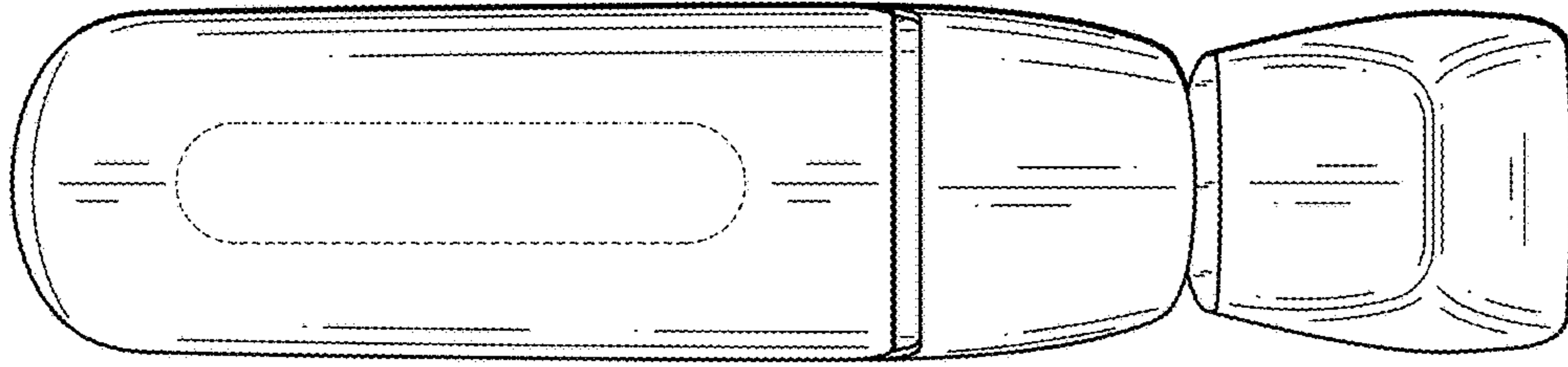


FIG. 3

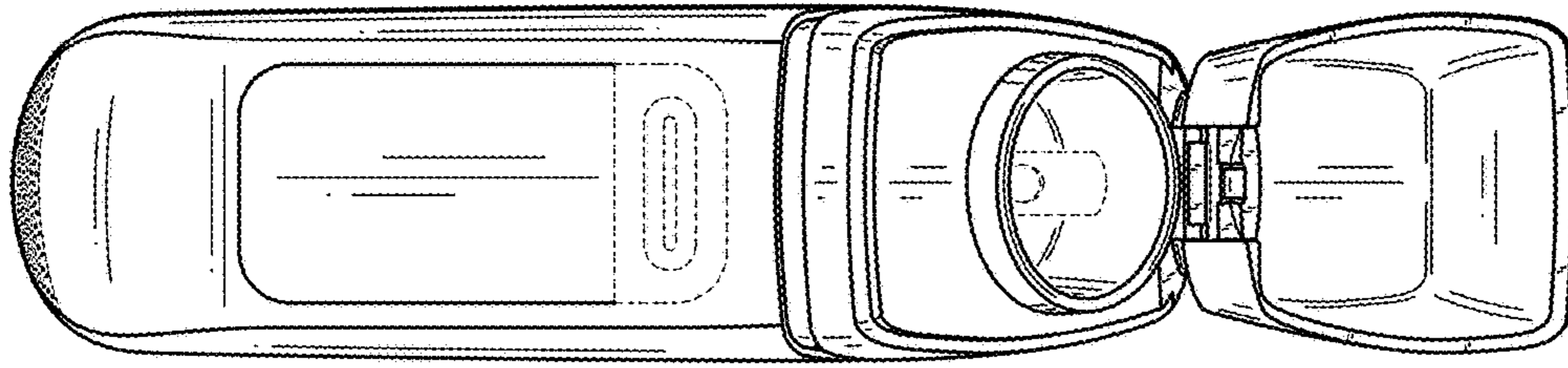


FIG. 2

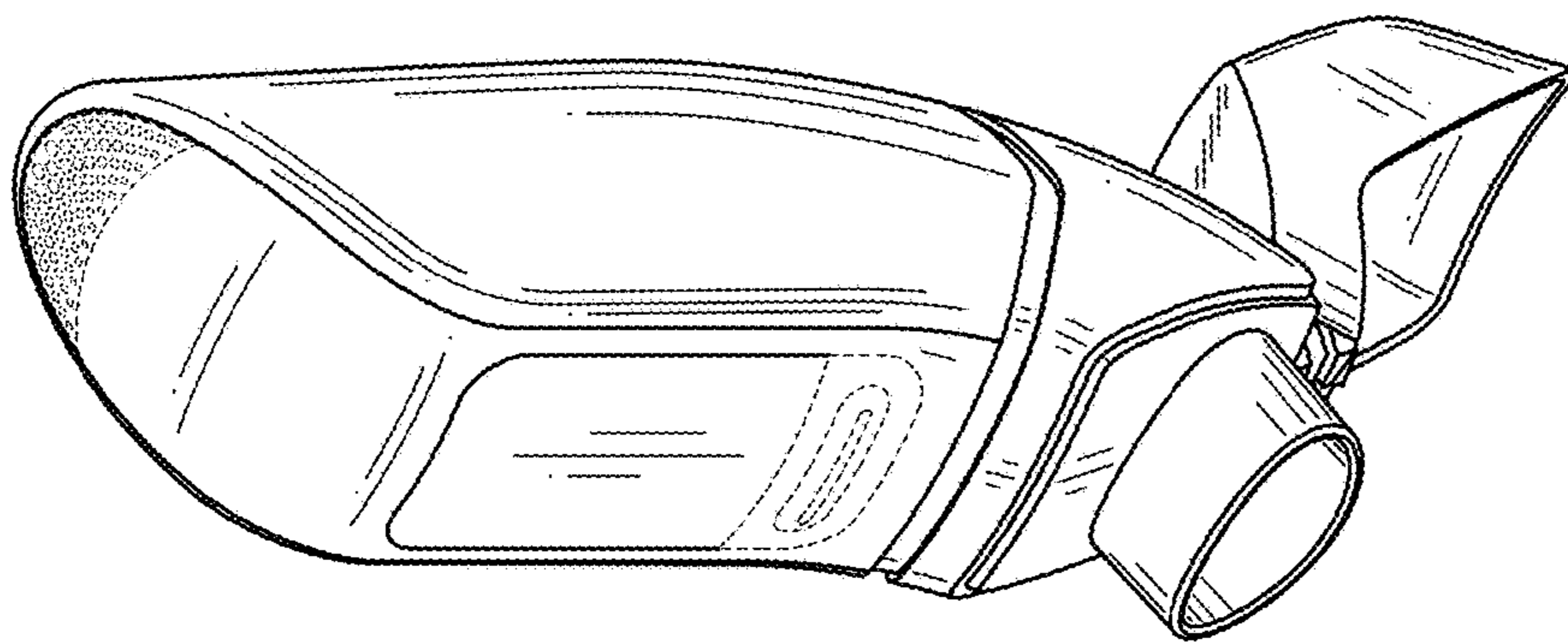


FIG. 1

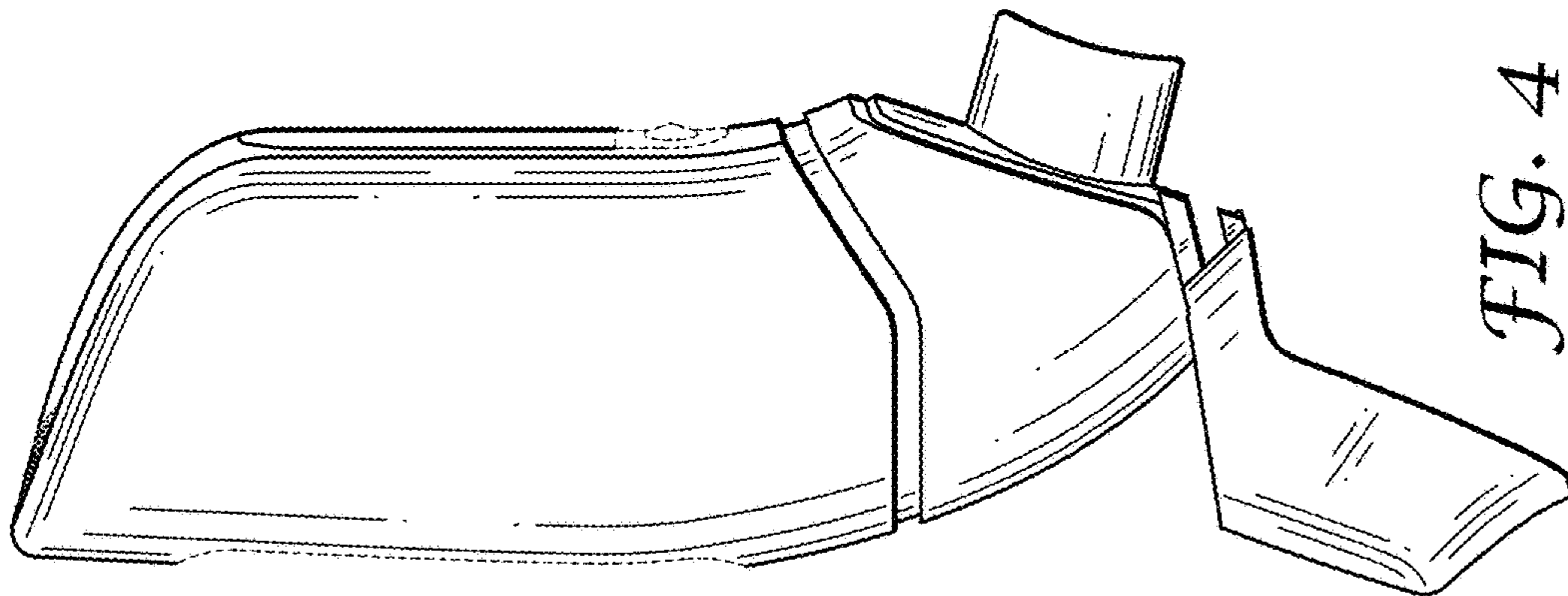


FIG. 4

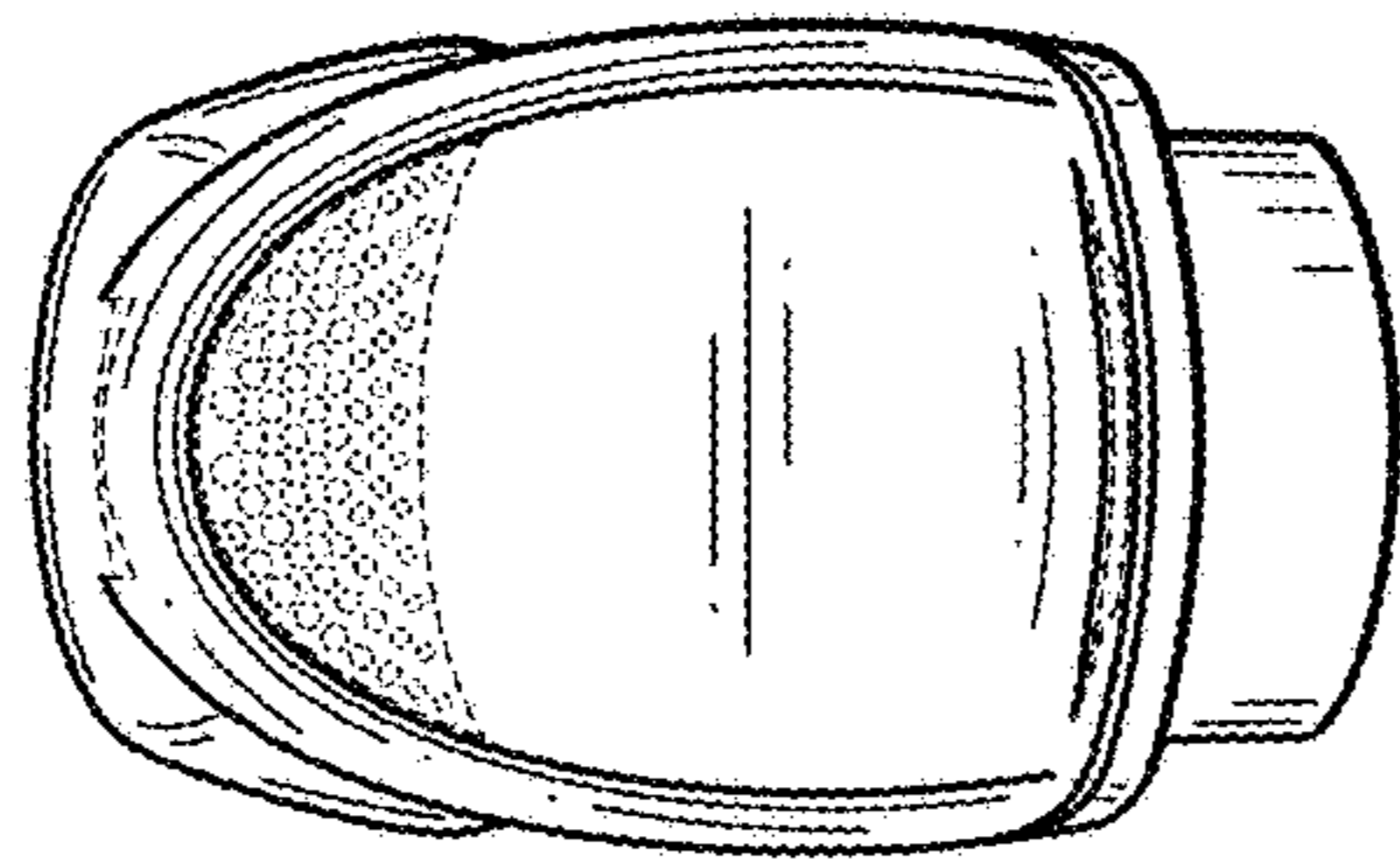


FIG. 5

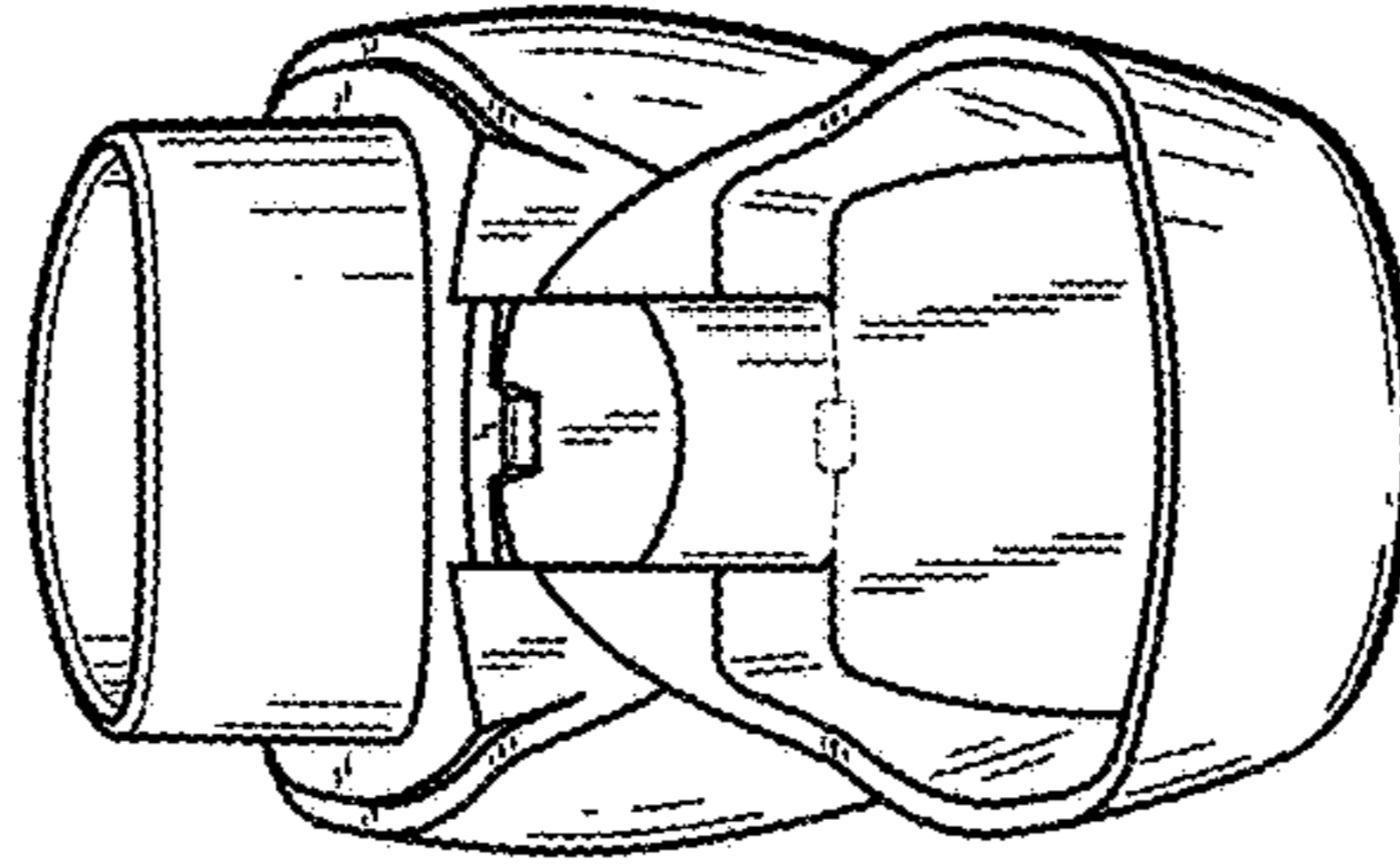


FIG. 6