



US00D834657S

(12) **United States Design Patent**
Candido

(10) **Patent No.:** **US D834,657 S**

(45) **Date of Patent:** **** Nov. 27, 2018**

(54) **TOY FIGURINE**

(71) Applicant: **Sergio Candido**, Idaho Falls, ID (US)

(72) Inventor: **Sergio Candido**, Idaho Falls, ID (US)

(**) Term: **15 Years**

(21) Appl. No.: **29/605,273**

(22) Filed: **May 24, 2017**

(51) **LOC (11) Cl.** **21-01**

(52) **U.S. Cl.**
USPC **D21/622**

(58) **Field of Classification Search**
USPC D21/587, 596, 621-625, 630, 633,
D21/658-661, 639

CPC A63H 3/00
See application file for complete search history.

(56) **References Cited**

U.S. PATENT DOCUMENTS

D299,667 S *	1/1989	Conn	D21/622
D319,478 S *	8/1991	Ventriglia	D21/596
D428,082 S *	7/2000	Cutillo	D21/622
D452,716 S *	1/2002	Turk	D21/621
D452,717 S *	1/2002	Turk	D21/621
D452,887 S *	1/2002	Turk	D21/621
D452,888 S *	1/2002	Turk	D21/621

D453,034 S *	1/2002	Turk	D21/621
D589,956 S *	4/2009	Barker	D14/480.2
D606,132 S *	12/2009	Ventriglia	D21/622
D624,973 S *	10/2010	Lipov	D21/622
D801,445 S *	10/2017	Arone	D21/621

* cited by examiner

Primary Examiner — Garth Rademaker

Assistant Examiner — Melvin L Davis

(74) *Attorney, Agent, or Firm* — QuickPatents, LLC;
Kevin Prince

(57) **CLAIM**

I claim the ornamental design for a toy figurine, as shown and described.

DESCRIPTION

FIG. 1 is a perspective view of a toy figurine, showing my new design;

FIG. 2 is a front elevational view thereof;

FIG. 3 is a rear elevational view thereof;



FIG. 4 is a left-side elevational view thereof;

FIG. 5 is a right-side elevational view thereof;

FIG. 6 is a top plan view thereof; and,

FIG. 7 is a bottom plan view thereof.

1 Claim, 6 Drawing Sheets






FIG. 1




FIG. 2




FIG. 3



FIG. 4



FIG. 5

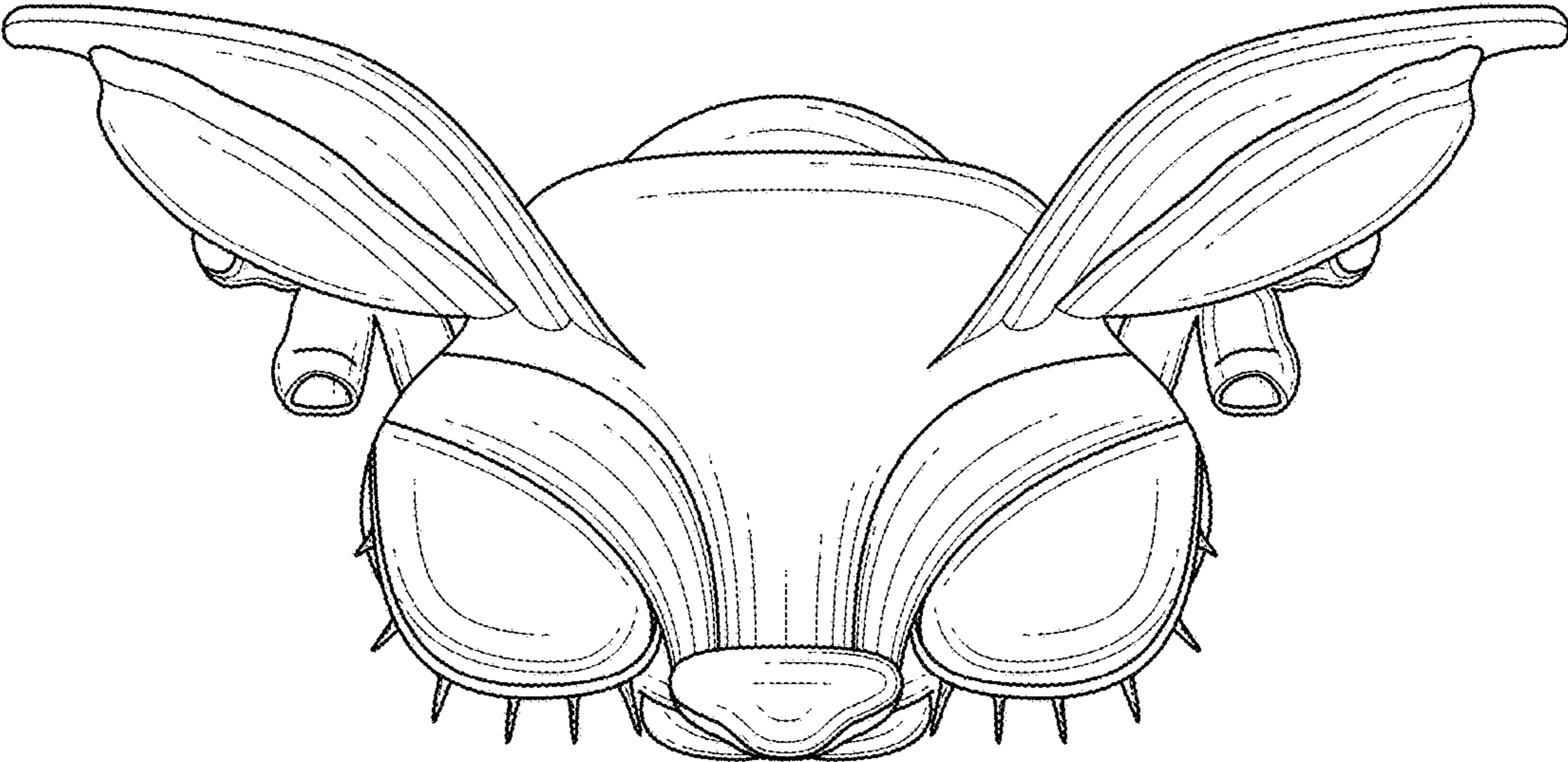


FIG. 6

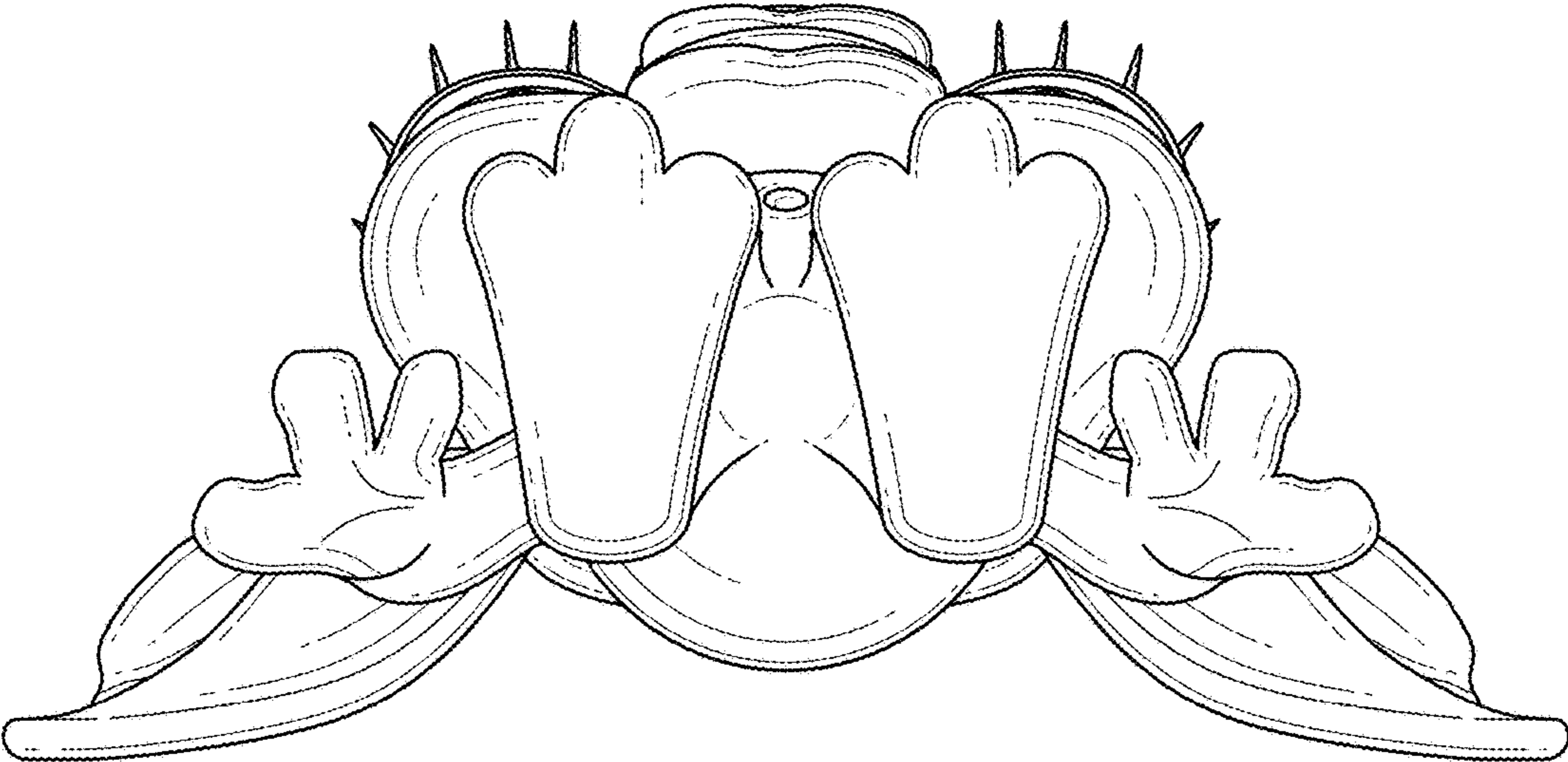


FIG. 7