



US00D834649S

(12) **United States Design Patent** (10) **Patent No.:** **US D834,649 S**
McPherson (45) **Date of Patent:** **** Nov. 27, 2018**

(54) **SPORT DISPLAY**
(71) Applicant: **Jerry McPherson**, Colstrip, MT (US)
(72) Inventor: **Jerry McPherson**, Colstrip, MT (US)
(**) Term: **15 Years**
(21) Appl. No.: **29/638,895**
(22) Filed: **Mar. 1, 2018**

Primary Examiner — Mary Ann Calabrese
Assistant Examiner — Sloan Rozin
(74) *Attorney, Agent, or Firm* — Quarles & Brady LLP

(57) **CLAIM**

The ornamental design for a sport display, as shown and described.

Related U.S. Application Data

(62) Division of application No. 29/554,231, filed on Feb. 9, 2016, now Pat. No. Des. 813,950.
(51) **LOC (11) Cl.** **20-03**
(52) **U.S. Cl.**
USPC **D20/29**
(58) **Field of Classification Search**
USPC D14/485-486; D20/10, 11, 22-29, 35, D20/40, 99
CPC G09F 1/00; G09F 1/02; G09F 2003/023; G09F 2003/0261; G09F 2003/0264; G09F 7/00; G09F 3/206; G09F 13/00; G09F 2007/1807; G09F 13/04; G09F 2013/0427; G09F 2013/0495; G09F 21/04; G09D 3/00
See application file for complete search history.

DESCRIPTION

FIG. 1 is an isometric view of a top, front, and left side of an ornamental design for a sport display in a deployed manner of use;
FIG. 2 is a front elevational view of the sport display of FIG. 1;
FIG. 3 is a rear elevational view of the sport display of FIG. 1;
FIG. 4 is a left side elevational view of the sport display of FIG. 1;
FIG. 5 is a right side elevational view of the sport display of FIG. 1;
FIG. 6 is a top plan view of the sport display of FIG. 1;
FIG. 7 is a bottom plan view of the sport display of FIG. 1;
FIG. 8 is an isometric view of a top, front, and left side of the sport display of FIG. 1 in a folded manner of use;
FIG. 9 is a left side elevational view of the sport display of FIG. 8;
FIG. 10 is a right side elevational view of the sport display of FIG. 8;
FIG. 11 is a top plan view of the sport display of FIG. 8;
FIG. 12 is a bottom plan view of the sport display of FIG. 8;
FIG. 13 is a front elevational view of the sport display of FIG. 8; and,
FIG. 14 is a rear elevational view of the sport display of FIG. 8. The dashed lines are for the purpose of illustrating portions of the sport display that form no part of the claimed design.

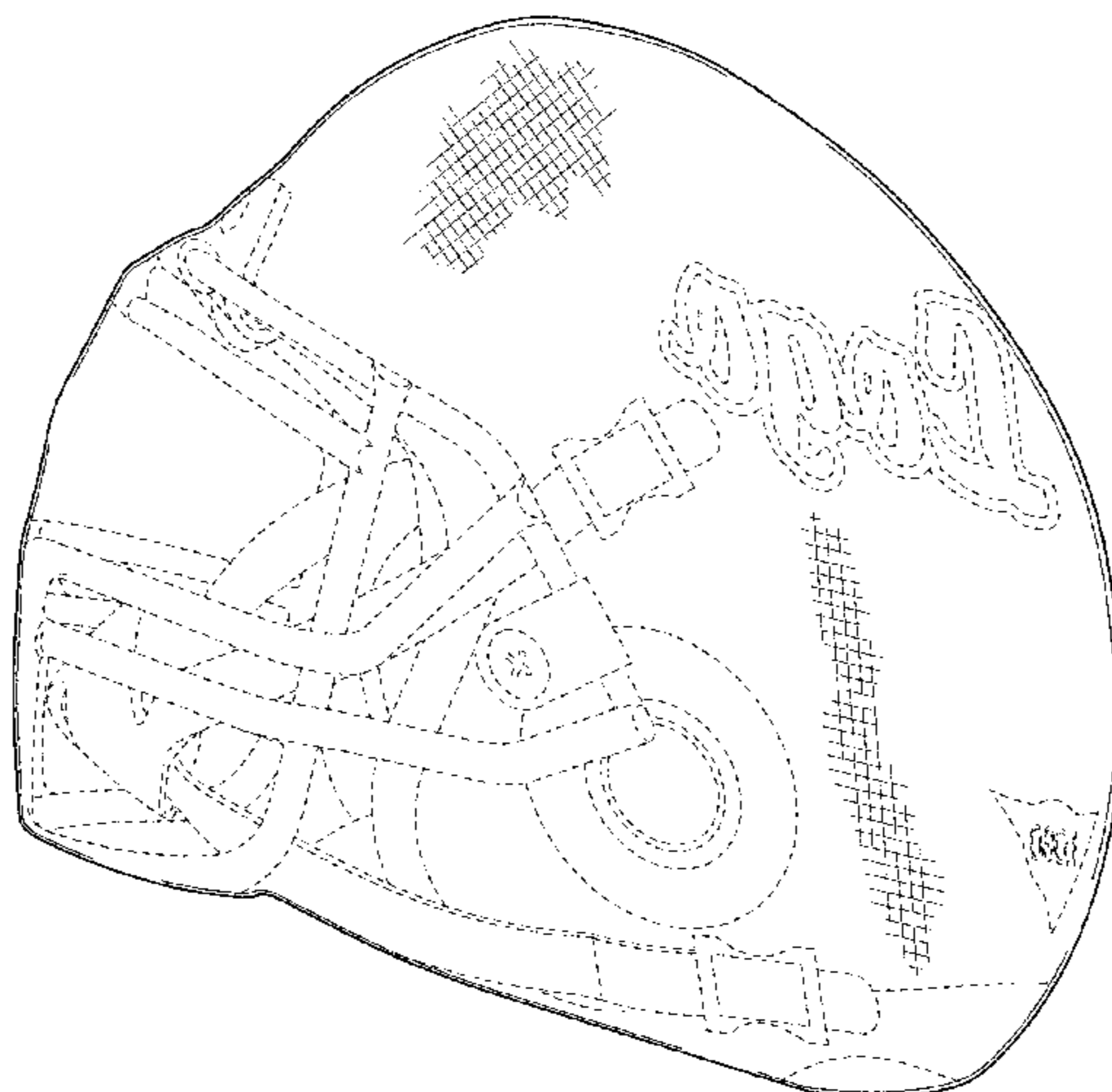
(56) **References Cited**

U.S. PATENT DOCUMENTS

D295,390 S * 4/1988 Maddox D11/133
D360,056 S * 7/1995 Tamez D11/133
D421,066 S 2/2000 Nieder
D452,649 S * 1/2002 Davis D9/632
D459,400 S 6/2002 Lieberman
D472,934 S 4/2003 Miska
D473,265 S 4/2003 Miska
D474,243 S * 5/2003 Phillips D20/10
D475,416 S 6/2003 Henshaw et al.
D480,761 S 10/2003 Miska
D486,867 S 2/2004 Lee et al.

(Continued)

1 Claim, 8 Drawing Sheets



(56)

References Cited

U.S. PATENT DOCUMENTS

D487,580 S 3/2004 Lee et al.
 D493,709 S * 8/2004 Tamez D28/67
 D496,879 S 10/2004 Puett, III
 D496,880 S 10/2004 Puett, III
 D505,455 S 5/2005 Lee et al.
 D506,413 S 6/2005 Puett, III
 D507,021 S 7/2005 Lee et al.
 D511,479 S 11/2005 Puett, III
 D514,020 S 1/2006 Puett, III
 D546,998 S * 7/2007 Nunes D26/73
 D585,327 S * 1/2009 Jenkins D11/157
 D587,603 S * 3/2009 Cowen D10/46.1
 D591,666 S * 5/2009 Valeri D12/400
 D597,861 S * 8/2009 Cowen D10/46.1
 D600,573 S * 9/2009 Cowen D10/46.1
 D620,263 S 7/2010 Van Halder
 D622,775 S 8/2010 Pryor
 D622,776 S 8/2010 Pryor
 D622,777 S 8/2010 Pryor
 D622,778 S 8/2010 Pryor
 D631,277 S * 1/2011 Curtis D6/588
 D641,423 S 7/2011 Pryor
 D658,834 S * 5/2012 Davis D32/43
 D659,320 S 5/2012 Davis
 D659,321 S 5/2012 Davis
 D659,322 S 5/2012 Davis
 D659,323 S 5/2012 Davis
 D659,324 S 5/2012 Davis
 D659,325 S 5/2012 Davis
 D659,326 S 5/2012 Davis
 D659,327 S 5/2012 Davis
 D659,328 S 5/2012 Davis
 D659,329 S 5/2012 Davis
 D659,330 S 5/2012 Davis

D659,331 S 5/2012 Davis
 D659,332 S 5/2012 Davis
 D661,443 S 6/2012 Davis
 D661,444 S 6/2012 Davis
 D661,445 S 6/2012 Davis
 D661,446 S 6/2012 Davis
 D667,888 S 9/2012 Bengyak
 D677,338 S 3/2013 Bengyak
 D686,107 S * 7/2013 Dunn D11/184
 D695,899 S * 12/2013 Dutschmann D24/158
 D701,904 S 4/2014 Pascale
 D709,555 S 7/2014 Moore et al.
 D712,300 S 9/2014 Watson
 D728,691 S * 5/2015 Carter D20/23
 D728,692 S * 5/2015 Carter D20/23
 D729,315 S 5/2015 Moore et al.
 D729,876 S 5/2015 Moore et al.
 D747,771 S 1/2016 Myles
 D749,675 S 2/2016 Moore et al.
 D758,495 S 6/2016 Rivera
 D761,658 S 7/2016 Walker-Spry
 D773,153 S * 12/2016 Sussmann D2/870
 D774,233 S * 12/2016 Weiser D26/125
 D775,042 S * 12/2016 Murphy D12/199
 D796,117 S * 8/2017 Shida D29/107
 D803,316 S * 11/2017 Theobald, III D20/10
 D809,605 S * 2/2018 McPherson D20/29
 D813,950 S * 3/2018 McPherson D20/29
 D818,044 S * 5/2018 Hemphill D20/40
 D818,045 S * 5/2018 Hemphill D20/40
 D818,870 S * 5/2018 Healy D11/133
 2016/0021966 A1 * 1/2016 Warmouth A42B 3/20
 2/413
 2018/0055133 A1 * 3/2018 Erb A42B 3/128
 2018/0070666 A1 * 3/2018 Todaro A42B 3/063
 2018/0077990 A1 * 3/2018 Straus A42B 3/064
 2018/0077993 A1 * 3/2018 Bertolo A42B 3/283

* cited by examiner

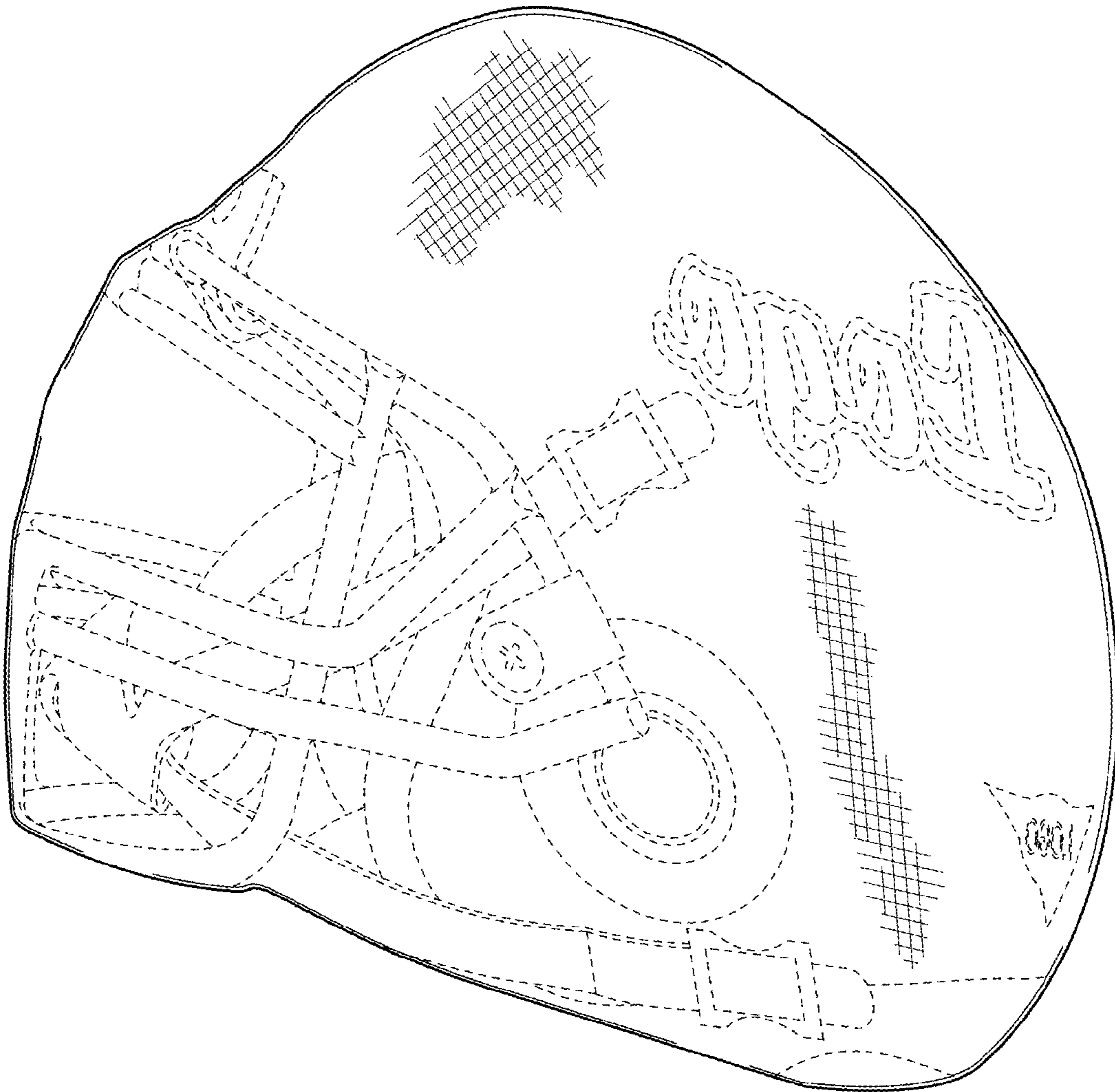


FIG. 1

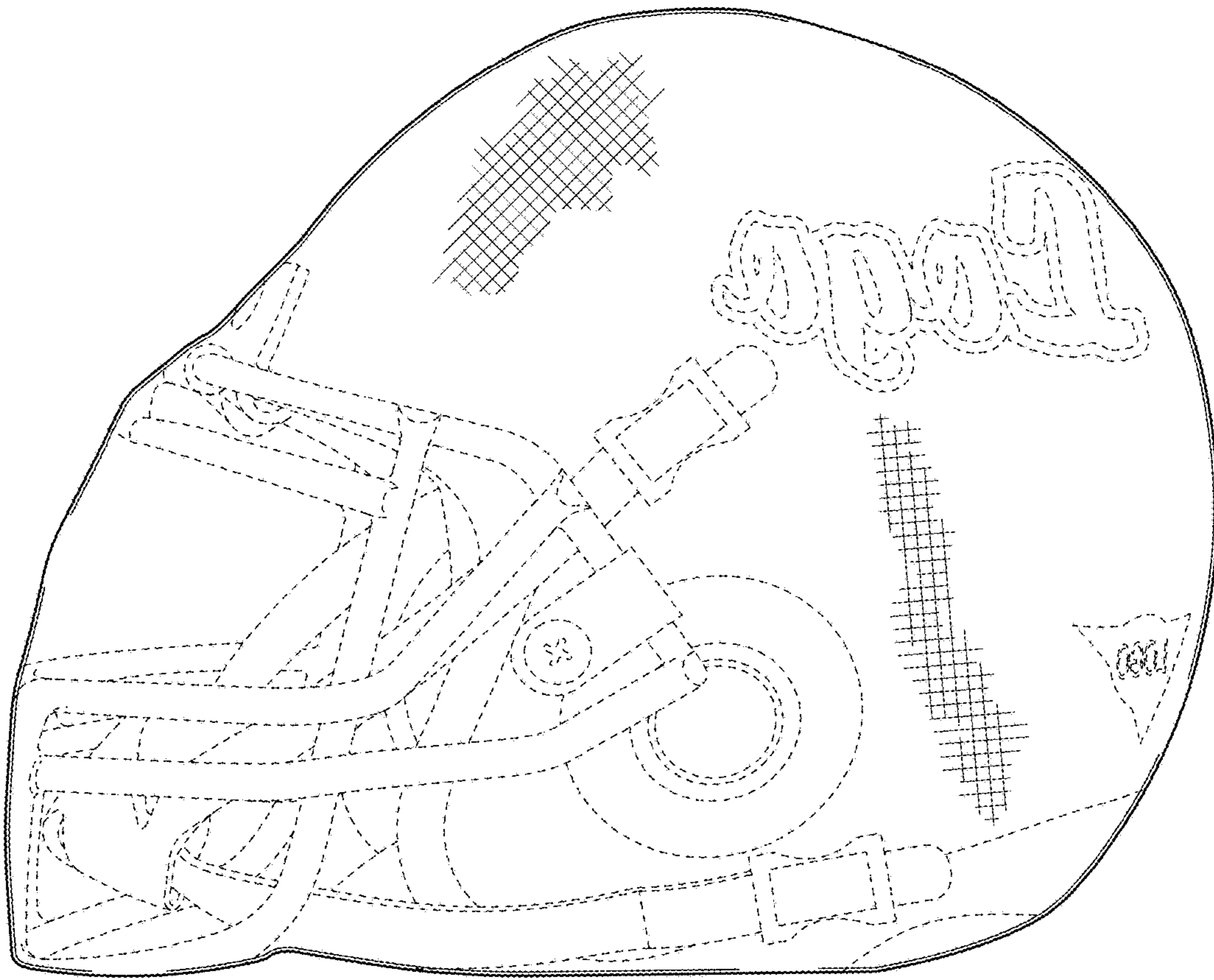


FIG. 2

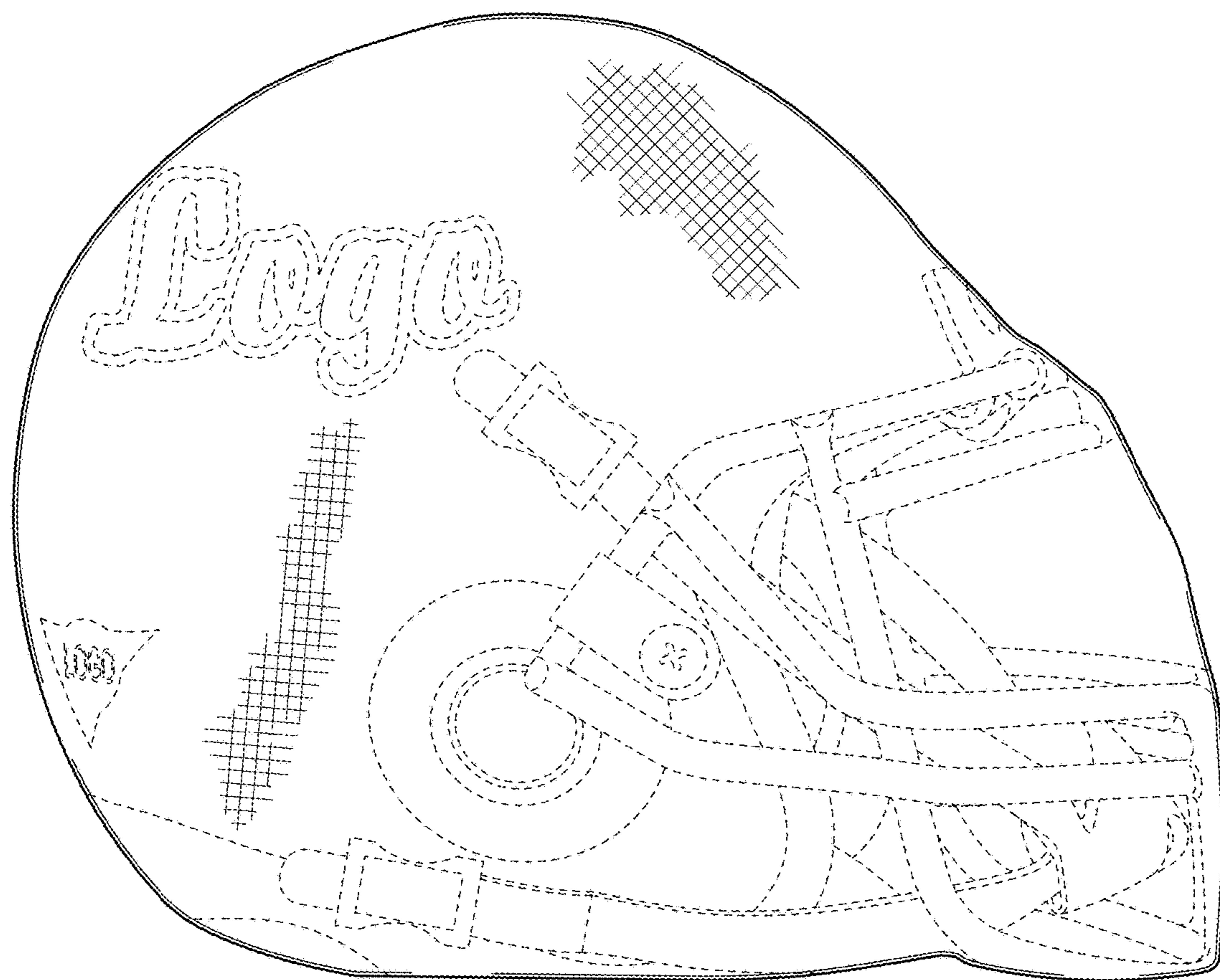


FIG. 3



FIG. 4



FIG. 5




FIG. 6



FIG. 7

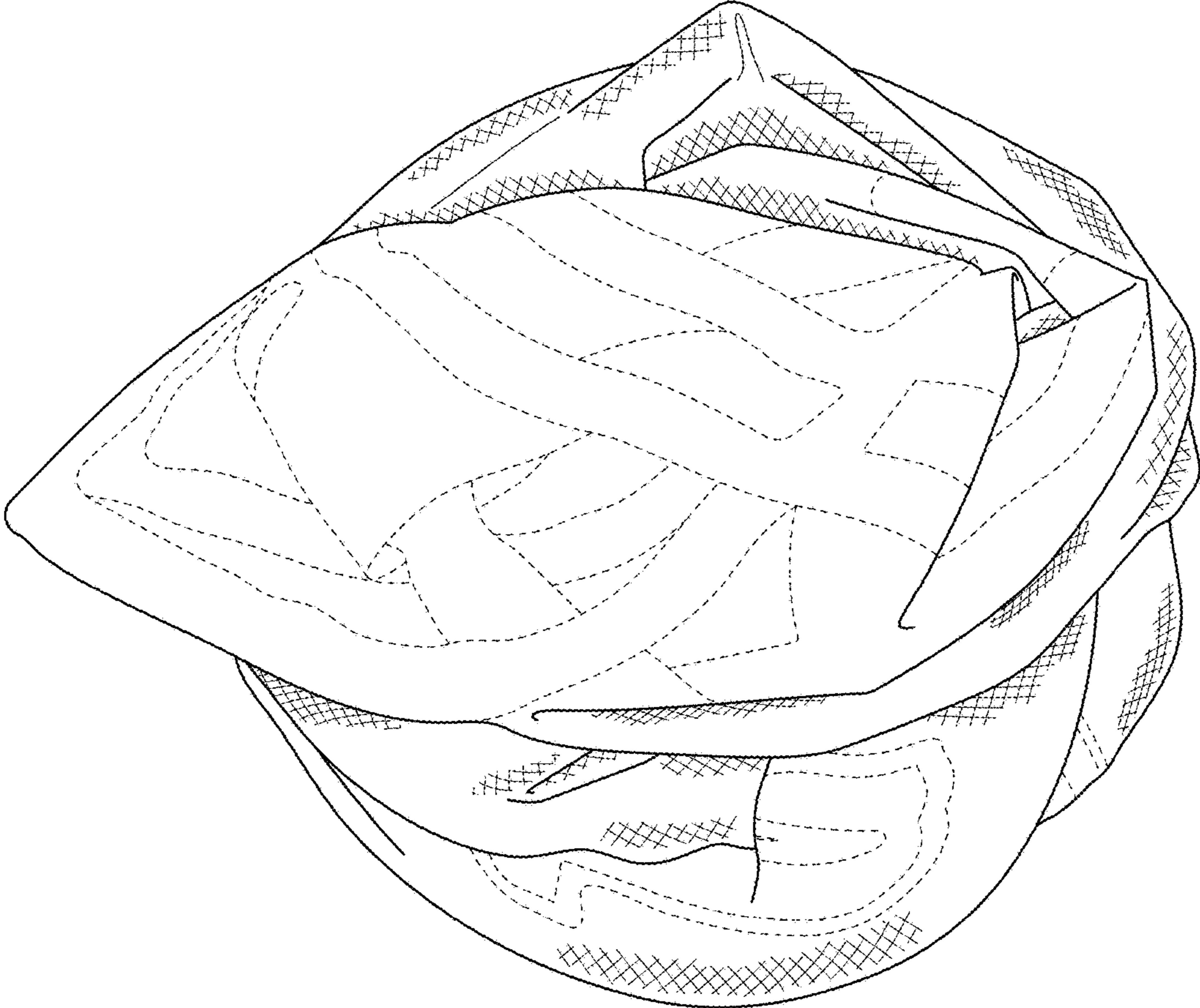


FIG. 8

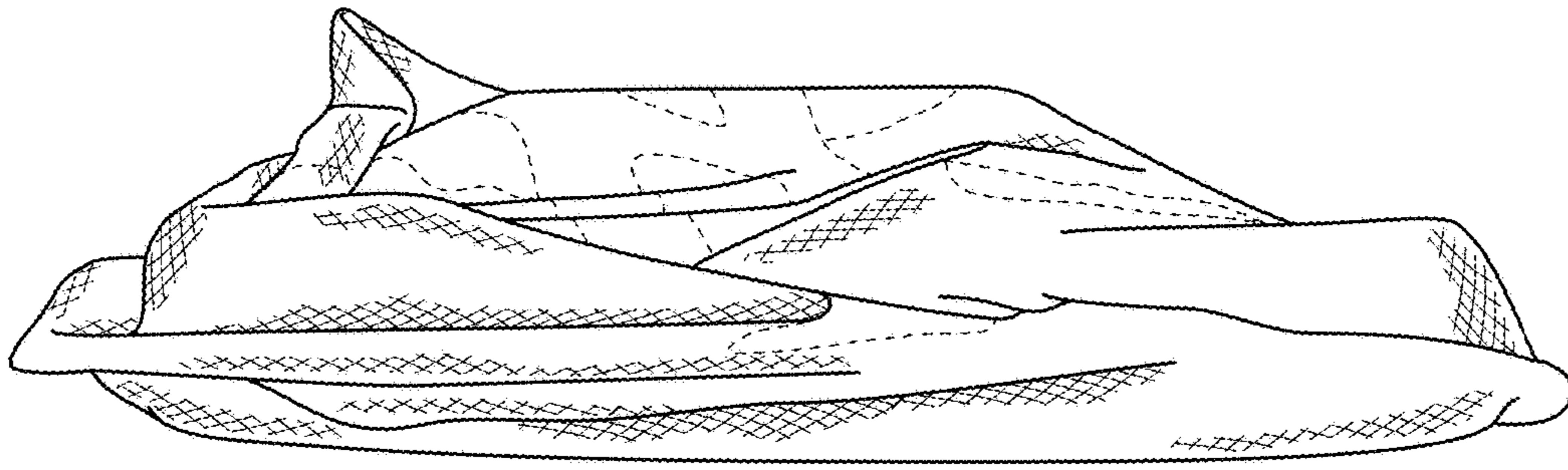


FIG. 9

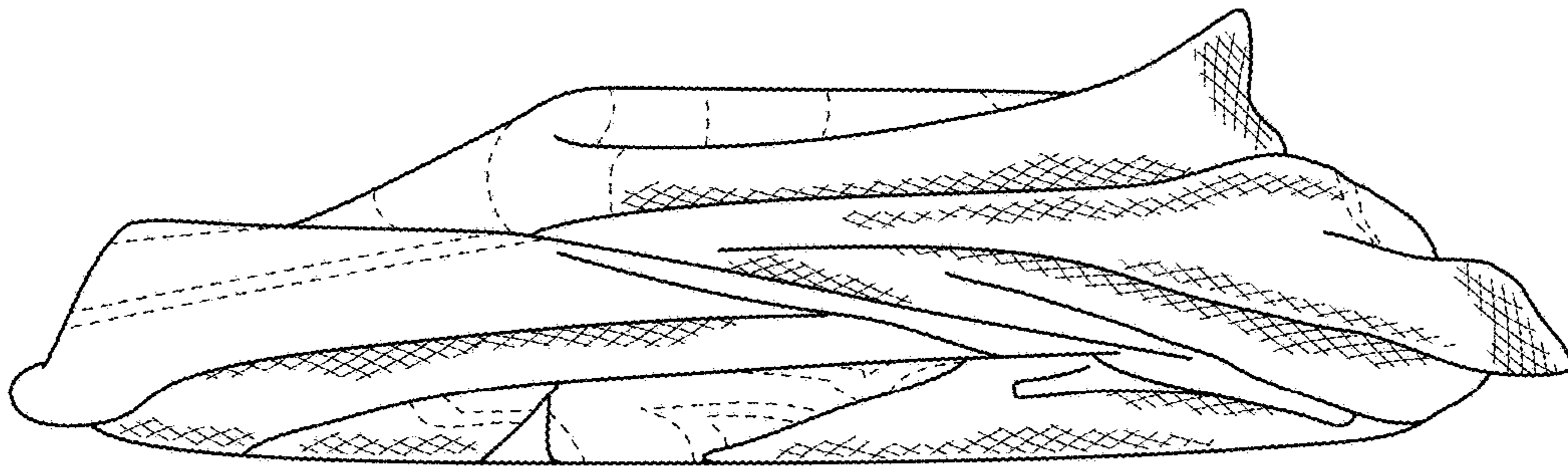


FIG. 10

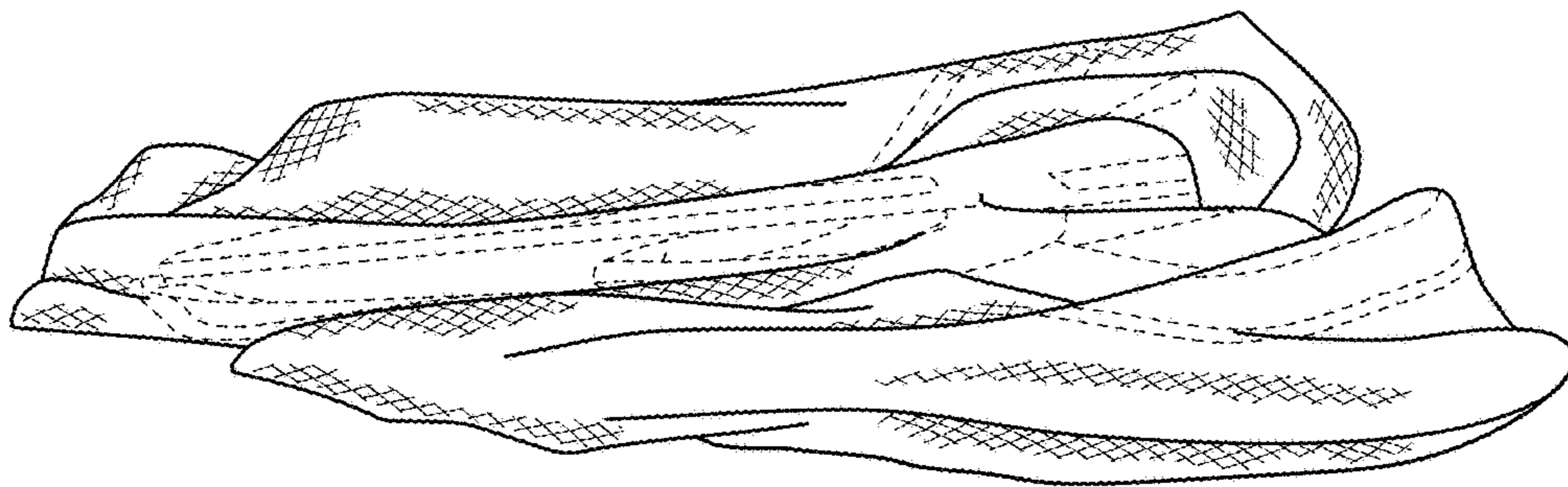


FIG. 11

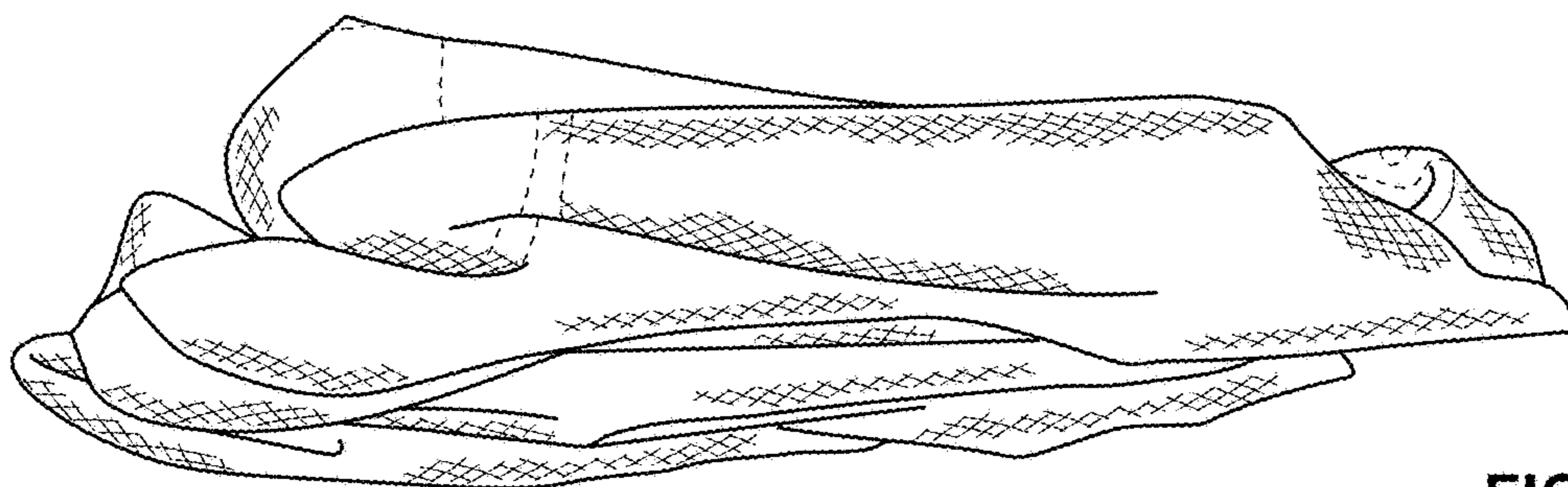


FIG. 12

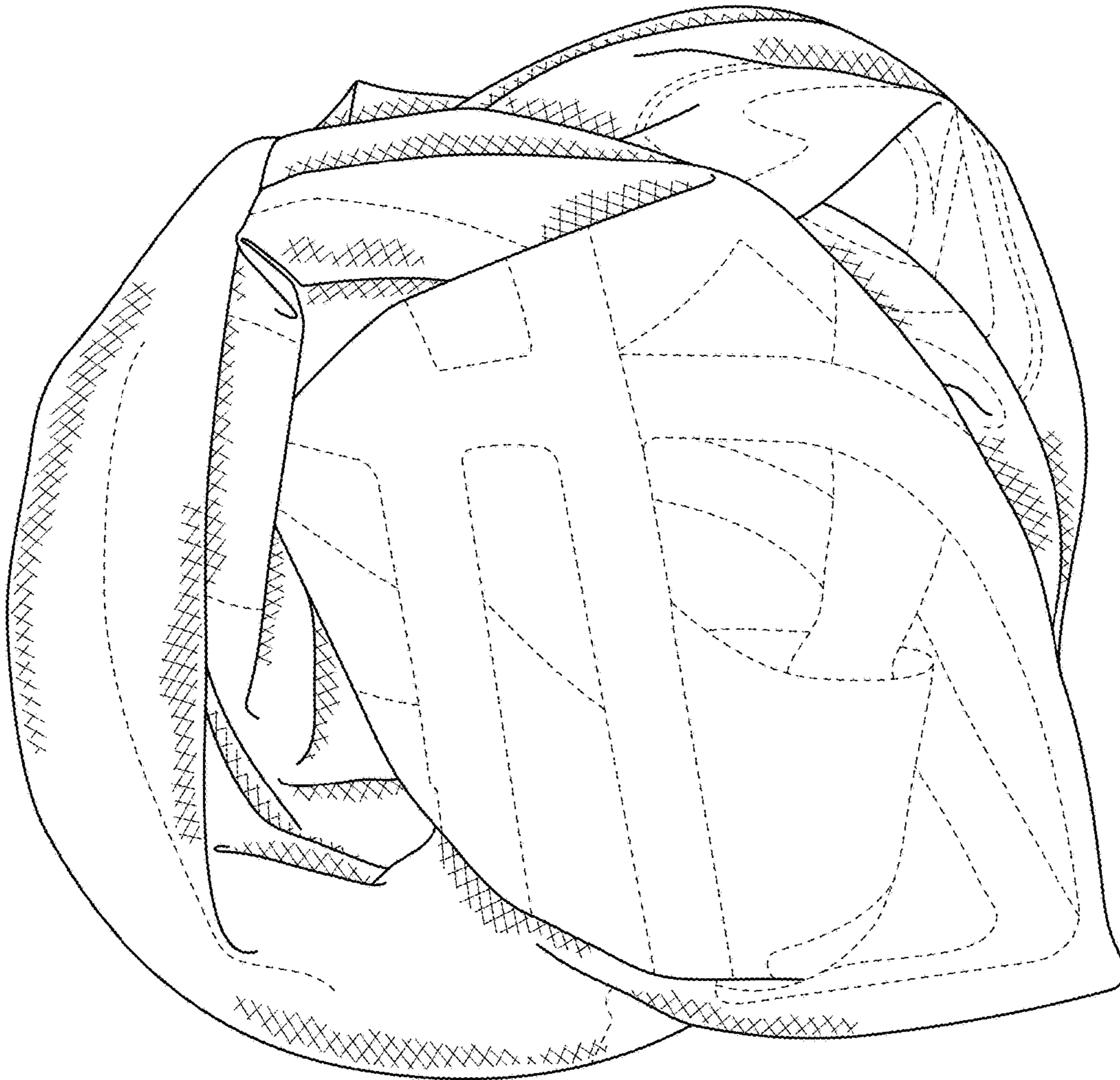


FIG. 13

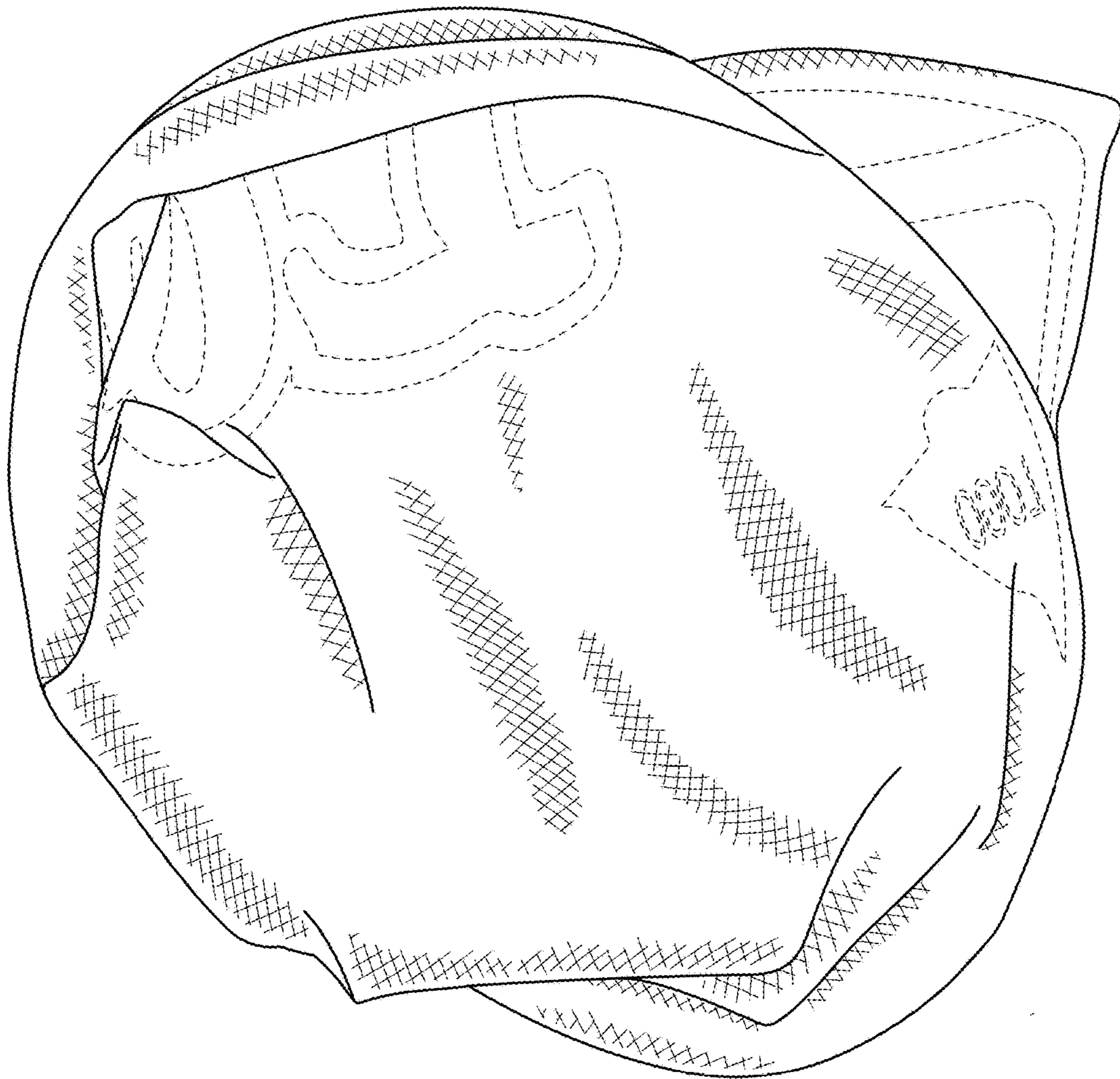


FIG. 14