



US00D834647S

(12) **United States Design Patent**
Casilio et al.

(10) **Patent No.:** **US D834,647 S**
(45) **Date of Patent:** **** Nov. 27, 2018**

- (54) **PENCIL HOLDER**
- (71) Applicant: **Art Design Works LLC**, Lexington, MA (US)
- (72) Inventors: **Sara Casilio**, Sudbury, MA (US); **Karen Hendrickson-Santospago**, Arlington, MA (US); **Allen Bowen**, Beverly, MA (US)
- (73) Assignee: **Art Design Works LLC**, Lexington, MA (US)
- (**) Term: **15 Years**
- (21) Appl. No.: **29/624,655**
- (22) Filed: **Nov. 2, 2017**
- (51) **LOC (11) Cl.** **19-06**
- (52) **U.S. Cl.**
USPC **D19/85**
- (58) **Field of Classification Search**
USPC D19/32, 75, 77-85, 135; D3/315, 901, D3/206; D6/677.3; D7/590, 641; D9/415, 457, 722; D28/73; D20/28, 40, D20/42
CPC .. B43K 23/001; B43K 23/002; B43K 23/004; B43K 23/008; B43K 23/012; B43K 23/016; B43K 23/04; B43M 99/006; B43M 99/008
See application file for complete search history.

- (56) **References Cited**
U.S. PATENT DOCUMENTS
325,060 A * 8/1885 Davison B43K 23/001 24/12
1,687,138 A * 10/1928 Myers A47F 5/112 206/486
D177,651 S * 5/1956 Stubbs 206/336
D247,771 S * 4/1978 Moskowitz D9/415

- 4,269,526 A * 5/1981 Dupre B43K 1/12 401/198
- D271,286 S * 11/1983 Lauck D9/457
- 4,852,844 A * 8/1989 Villaveces A61M 25/02 248/314
- 4,865,285 A * 9/1989 Gaggianese B43M 99/004 248/309.4
- D306,263 S * 2/1990 Kerr D9/732
- D400,435 S * 11/1998 Appelbaum D9/415
- 6,321,473 B1 * 11/2001 Klabunde G09F 3/04 40/310
- D631,515 S * 1/2011 Wilkinson D20/28
- D653,107 S * 1/2012 Margan D9/434
- D701,458 S * 3/2014 Gortot D9/434
- D701,762 S * 4/2014 Gortot D9/434
- 8,777,013 B1 * 7/2014 Jalindre B65D 75/327 206/534

(Continued)

Primary Examiner — Elizabeth A. Albert
(74) *Attorney, Agent, or Firm* — Wolf, Greenfield & Sacks, P.C.

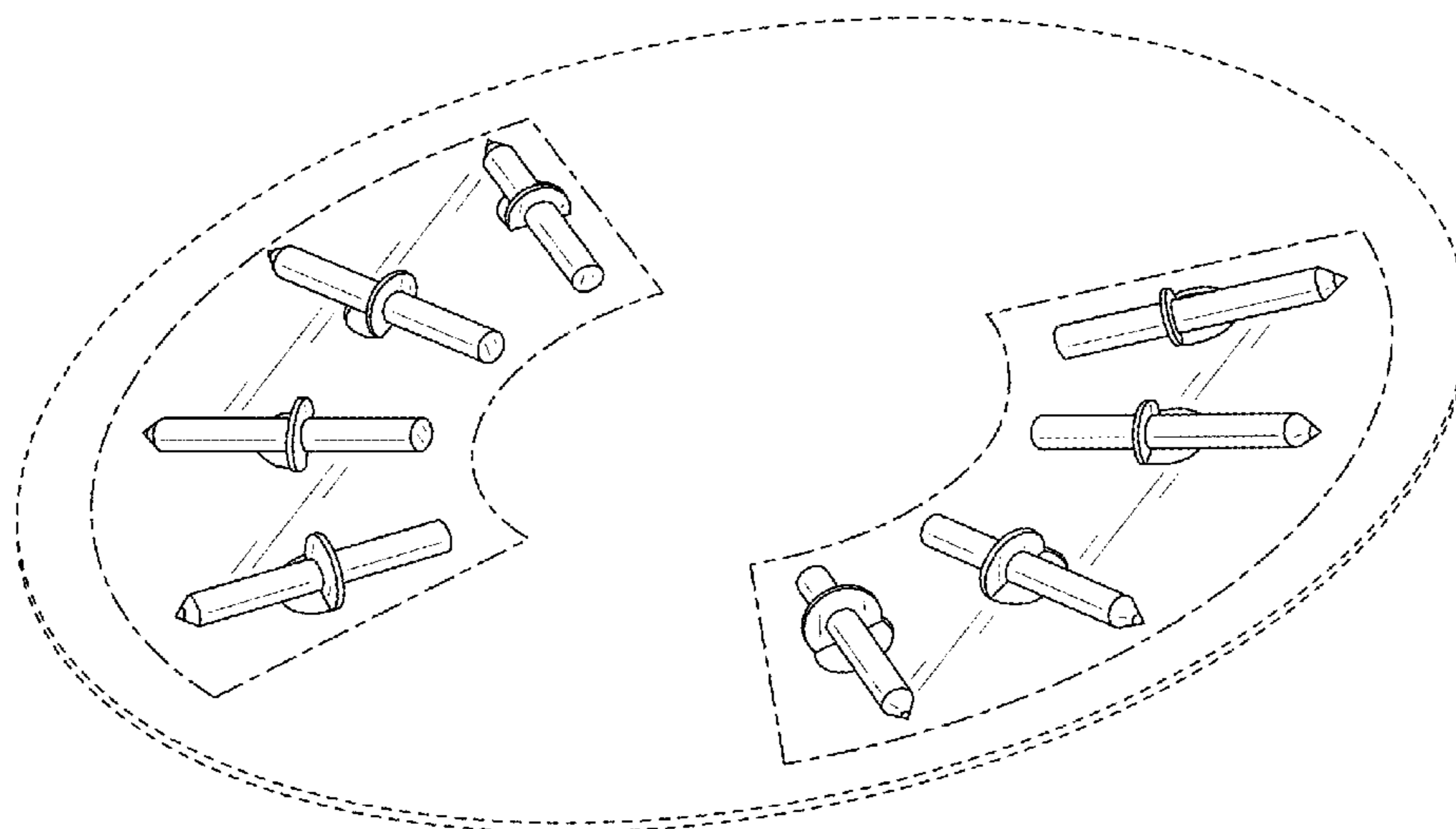
(57) **CLAIM**

The ornamental design for a pencil holder, as shown and described.

DESCRIPTION

FIG. 1 is a top, front, right side, perspective view of the a pencil holder showing our new design; FIG. 2 is a front elevation view thereof; FIG. 3 is a rear elevation view thereof; FIG. 4 is a left side elevation view thereof; FIG. 5 is a right side elevation view thereof; FIG. 6 is a top plan view thereof; and, FIG. 7 is a bottom plan view thereof. The evenly dashed broken lines show portions of the pencil holder that form no part of the claimed design. The short dash-long dash broken lines represent boundaries of the claimed design and form no part of the claimed design.

1 Claim, 5 Drawing Sheets



(56)

References Cited

U.S. PATENT DOCUMENTS

| | | | | |
|--------------|------|--------|------------------|-----------------------|
| 8,926,203 | B1 * | 1/2015 | Chen | B43K 23/008 16/430 |
| 9,052,784 | B2 * | 6/2015 | Iwamoto | G06F 3/044 |
| D764,898 | S * | 8/2016 | Schenk | D8/354 |
| 9,753,584 | B2 * | 9/2017 | King-Smith | G06F 3/03545 |
| 2002/0009323 | A1 * | 1/2002 | Debbas | B43K 5/005 401/6 |
| 2011/0090181 | A1 * | 4/2011 | Maridakis | B43K 19/00 345/179 |

* cited by examiner

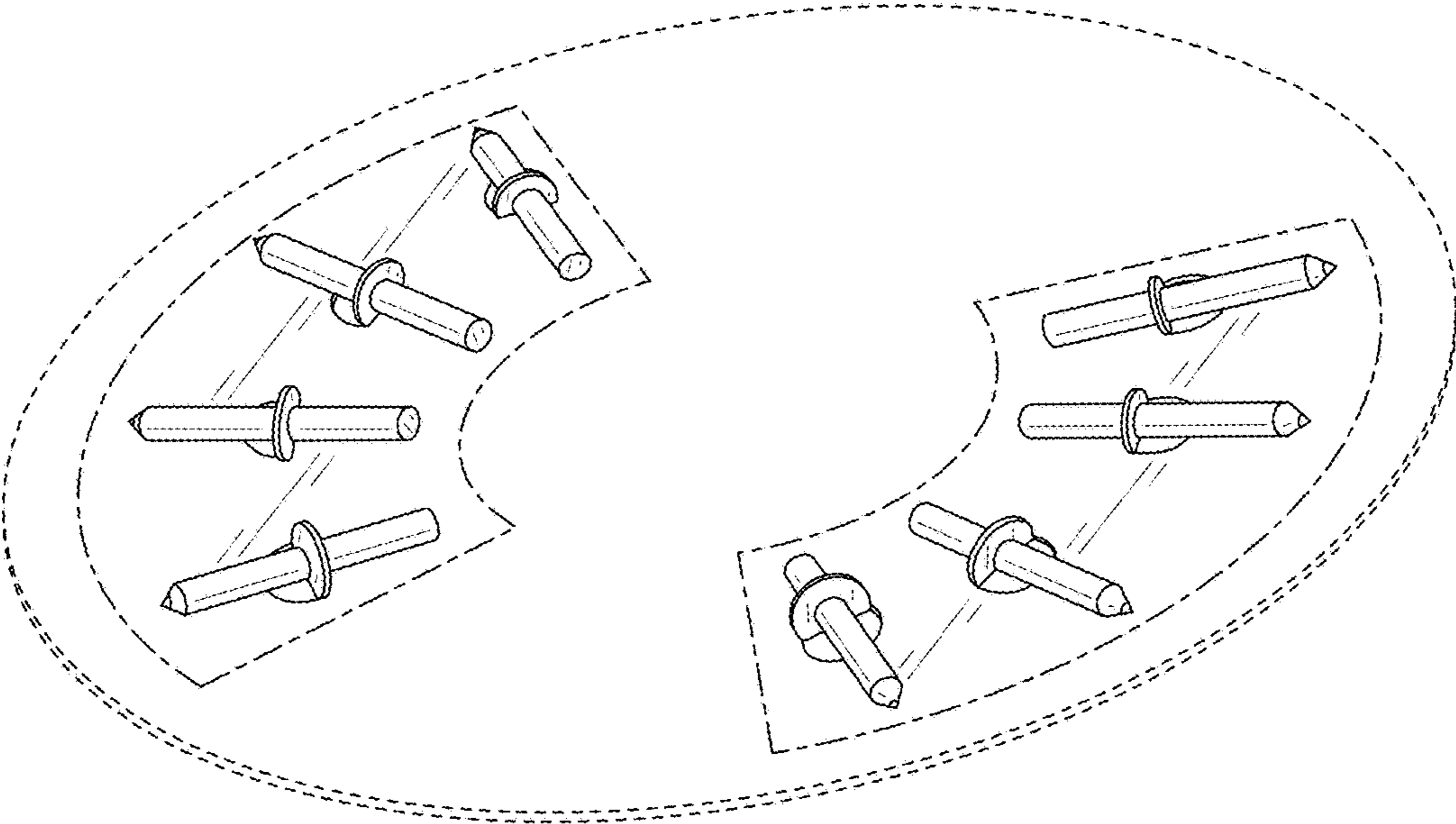


FIG. 1

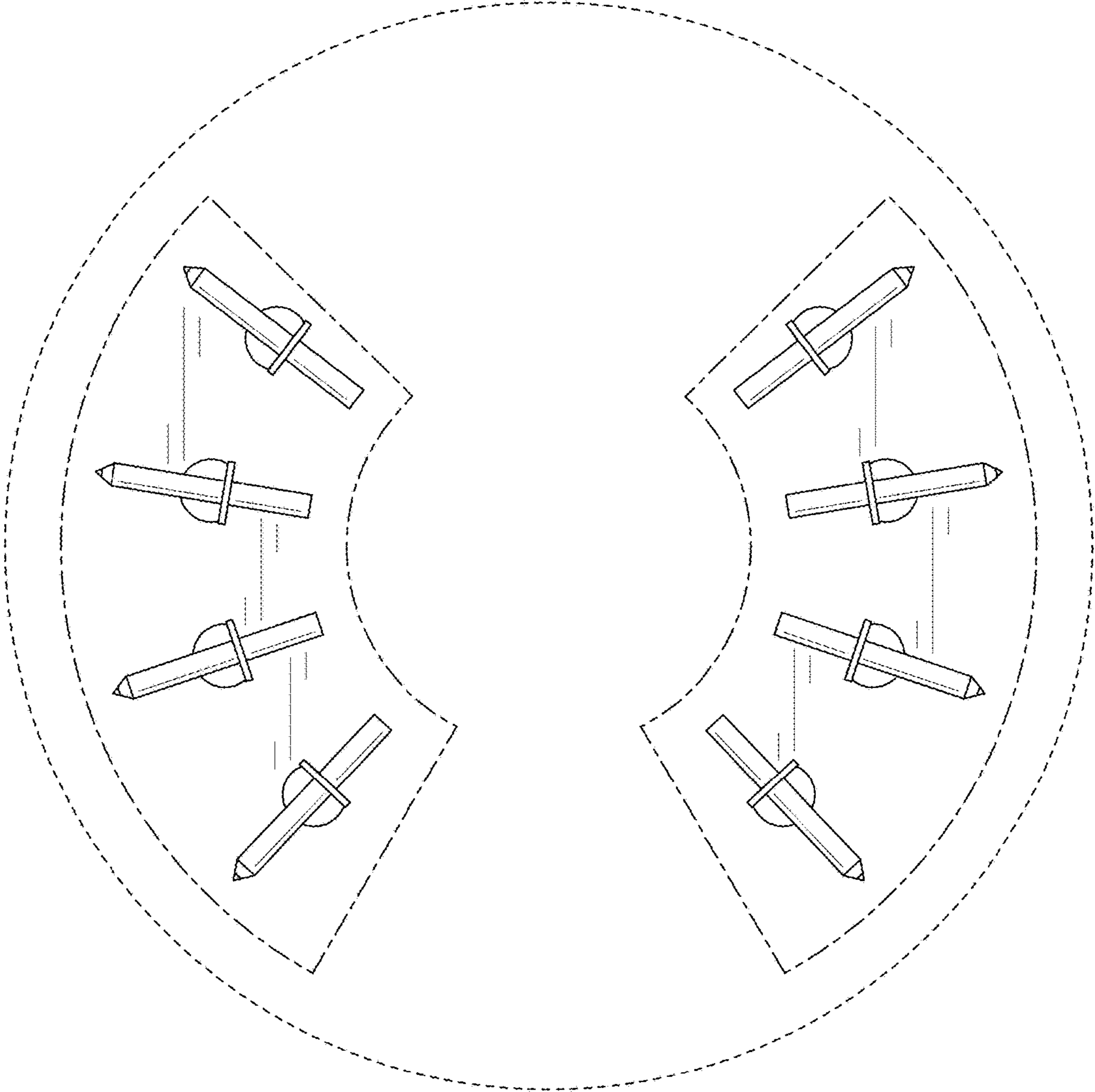


FIG. 2




FIG. 3

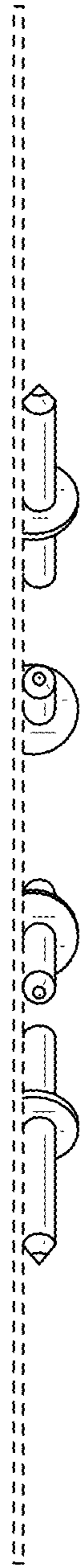


FIG. 4

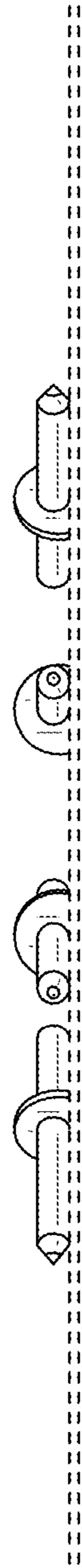


FIG. 5

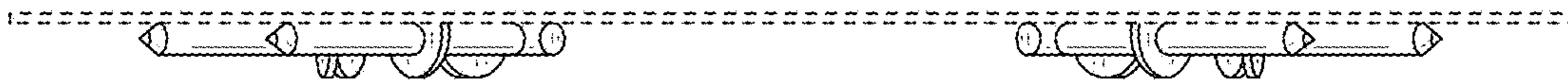


FIG. 6



FIG. 7