



US00D834644S

(12) **United States Design Patent** (10) **Patent No.:** **US D834,644 S**
Allen et al. (45) **Date of Patent:** **** Nov. 27, 2018**

(54) **SIZING GUIDE SLIDE DISPLAY DEVICE**
(71) Applicant: **FORGED COMPONENTS, INC.**,
Humble, TX (US)
(72) Inventors: **David L. Allen**, Humble, TX (US);
Purav Patel, Humble, TX (US)
(73) Assignee: **FORGED COMPONENTS, INC.**,
Humble, TX (US)
(**) Term: **15 Years**
(21) Appl. No.: **29/596,954**
(22) Filed: **Mar. 13, 2017**

Related U.S. Application Data

(63) Continuation-in-part of application No. 13/461,780,
filed on May 2, 2012.
(51) **LOC (11) Cl.** **19-07**
(52) **U.S. Cl.**
USPC **D19/64**
(58) **Field of Classification Search**
USPC D19/59-64; D18/9, 10; D10/70-71;
D21/374

(Continued)

(56) **References Cited**

U.S. PATENT DOCUMENTS

1,454,104 A * 5/1923 Caldwell G06G 1/14
235/70 A
2,530,047 A * 11/1950 Dewar G06G 1/04
235/70 B

(Continued)

FOREIGN PATENT DOCUMENTS

GB 1456688 A 11/1976

OTHER PUBLICATIONS

American Slide Chart. Link: <https://americanslidechart.com/flange-guide-semi-stock-imprint>. Visited Sep. 11, 2018. Flange Guide with your imprint (Semi-Stock). (Year: 2018).*

American Slide Chart. Link: <https://americanslidechart.com/flange-guide-semi-stock-imprint>. Visited Sep. 11, 2018. Custom Slide Chart Formats. (Year: 2018).*

(Continued)

Primary Examiner — Ian Simmons

Assistant Examiner — Lauren D McVey

(74) *Attorney, Agent, or Firm* — Rao DeBoer Osterrieder, PLLC; Dileep P. Rao

(57) **CLAIM**

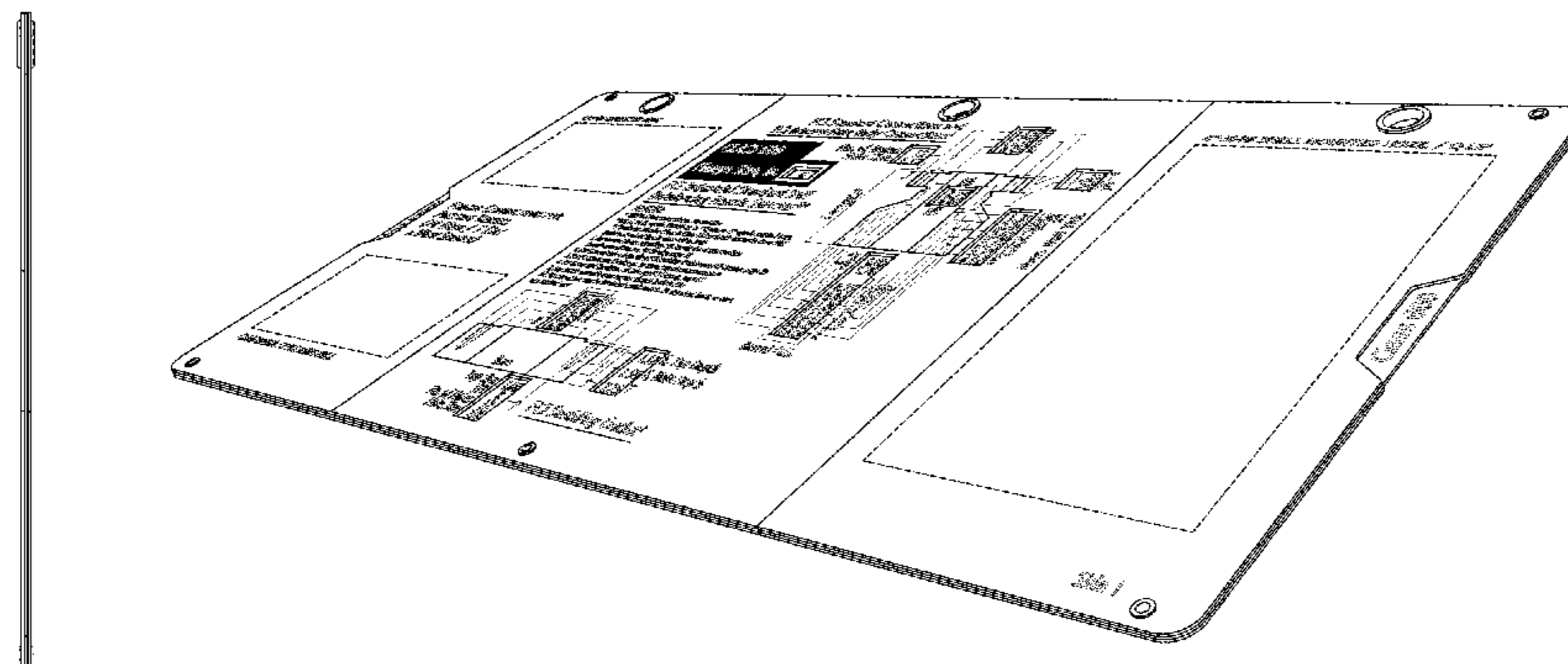
The ornamental design for a sizing guide slide display device, as shown and described.

DESCRIPTION

FIG. 1 is a front view of the sizing guide slide display device, showing our new design with the sliding card in a retracted position;
FIG. 2 is a rear view of the sizing guide slide display device of FIG. 1;
FIG. 3 is a top view of the sizing guide slide display device of FIG. 1;
FIG. 4 is a bottom view of the sizing guide slide display device of FIG. 1;
FIG. 5 is a left side view of the sizing guide slide display device of FIG. 1;
FIG. 6 is a right side view of the sizing guide slide display device of FIG. 1;
FIG. 7 is a perspective view of the sizing guide slide display device of FIG. 1;
FIG. 8 is a front view of the sizing guide slide display device, showing the sliding card in an extended position; and,
FIG. 9 is a front view of the sizing guide slide display device, showing the sliding card in another extended position.

The broken lines seen in the drawings are included for the purpose of illustrating unclaimed portions of the sizing guide slide display device and form no part of the claimed design.

1 Claim, 6 Drawing Sheets



(58) **Field of Classification Search**

CPC B42D 15/00; B42D 15/045; B65D 5/42;
 B65D 5/4225; B65D 5/4237; B65D
 5/4241; G01C 21/00; G01C 21/20; G06C
 3/00; G06G 1/0005; G06G 1/001; G06G
 1/0021; G06G 1/0026; G06G 1/0042;
 G06G 1/0052; G06G 1/0063; G06G
 1/0068; G06G 1/0073; G06G 1/0078;
 G06G 1/0084; G06G 1/0089; G06G 1/04;
 G06G 1/06; G06G 1/10; G06G 1/12;
 G06G 1/14; G09B 1/22; G09B 1/28;
 G09B 19/00; G09B 19/02; G09B 29/02;
 G09F 11/00; G09F 11/232

See application file for complete search history.

(56)

References Cited

U.S. PATENT DOCUMENTS

2,585,595 A * 2/1952 Spencer G06G 1/0036
 235/70 R
 2,657,610 A * 11/1953 Carran, Jr. G10G 1/04
 235/70 R
 2,673,035 A 3/1954 McTeer
 2,815,172 A * 12/1957 Van Arsdale, Jr. G06G 1/12
 235/70 R
 3,591,790 A 7/1971 Couture
 3,627,199 A * 12/1971 Hill G06G 1/0026
 235/65
 3,747,847 A * 7/1973 Cohen G06G 1/14
 235/70 R
 3,814,308 A * 6/1974 Kolan G06G 1/0026
 235/70 A
 3,933,305 A * 1/1976 Murphy G06G 1/0073
 235/70 A
 4,121,759 A * 10/1978 Merkel G06G 1/0005
 235/70 A
 D253,830 S * 1/1980 Wright D18/9
 4,189,634 A * 2/1980 LaBove G06G 1/001
 235/70 A
 4,308,450 A * 12/1981 Ausman G06G 1/001
 235/70 A
 4,324,975 A 4/1982 Rees
 D265,209 S * 6/1982 Aiello D18/9
 4,346,288 A * 8/1982 Foster G06G 1/0063
 235/70 A
 D270,844 S * 10/1983 McIntyre D19/64

4,431,214 A * 2/1984 Buffington G09B 29/02
 283/65
 4,580,814 A 4/1986 Berler
 4,673,312 A 6/1987 Nussbaumer
 4,772,780 A * 9/1988 Reed G06C 3/00
 235/64.7
 4,775,779 A 10/1988 Fukute
 4,785,164 A * 11/1988 Reed G06C 3/00
 235/64.7
 4,798,940 A * 1/1989 Salvo G06G 1/0068
 235/70 A
 4,994,657 A * 2/1991 Charwat G06G 1/0089
 235/70 R
 5,136,965 A 8/1992 Tamburro, Jr.
 5,449,890 A * 9/1995 van Neck G06G 1/06
 235/70 R
 5,473,831 A * 12/1995 Locke G09F 11/00
 116/321
 5,517,428 A 5/1996 Williams
 5,680,557 A 10/1997 Karamchetty
 5,708,260 A 1/1998 Maier et al.
 5,821,509 A * 10/1998 Razo G06G 1/001
 235/70 A
 5,938,198 A 8/1999 Kostecki
 6,006,986 A * 12/1999 Whalen G09F 11/00
 235/70 R
 6,151,680 A 11/2000 Kim et al.
 6,282,463 B1 8/2001 Oneyama et al.
 6,393,707 B1 * 5/2002 Maffei G06G 1/065
 206/232
 7,162,399 B2 1/2007 Zhang et al.
 D597,591 S * 8/2009 Brezis D18/9
 7,624,511 B1 12/2009 Schmidt
 7,685,721 B2 * 3/2010 Adams, Jr. G06G 1/001
 33/1 SD
 7,891,488 B2 2/2011 Berry et al.
 8,011,107 B2 9/2011 Miyagawa et al.
 2008/0275674 A1 11/2008 Reghetti et al.
 2013/0297262 A1 11/2013 Allen et al.

OTHER PUBLICATIONS

Defloor, James E., "Measurement of Shipboard Piping Using a Portable Coordinate Measuring Machine (PCMM)," The Society of Naval Architects and Marine Engineers, NSRP 1992 Ship Producing Symposium, New Orleans, Louisiana, Sep. 24, 1992.
 Hodge, B.K. et al., "The Impact of MathCad in an Energy System Design Course," Mississippi State University, 1998.

* cited by examiner

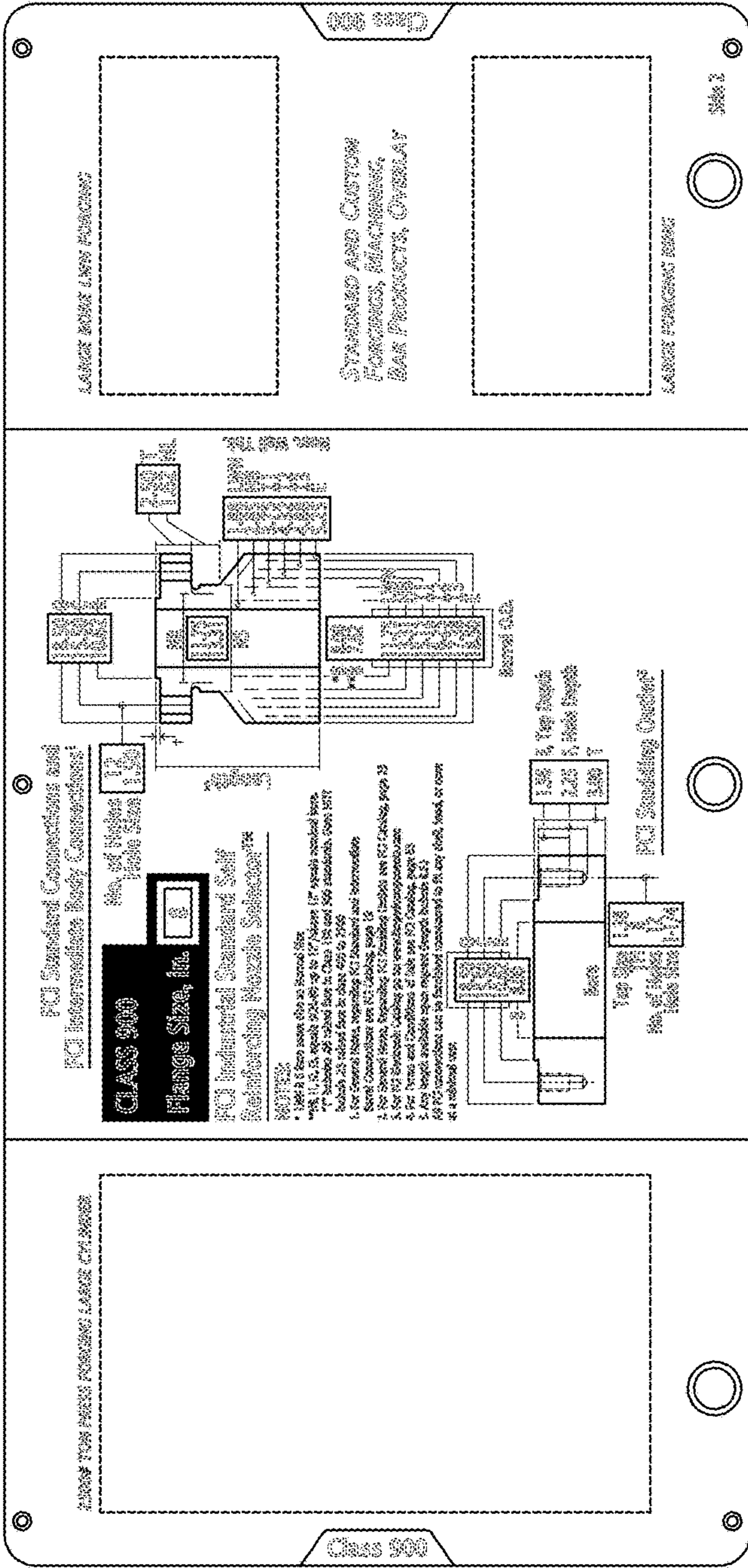


FIGURE 2



FIGURE 3



FIGURE 4




FIGURE 5


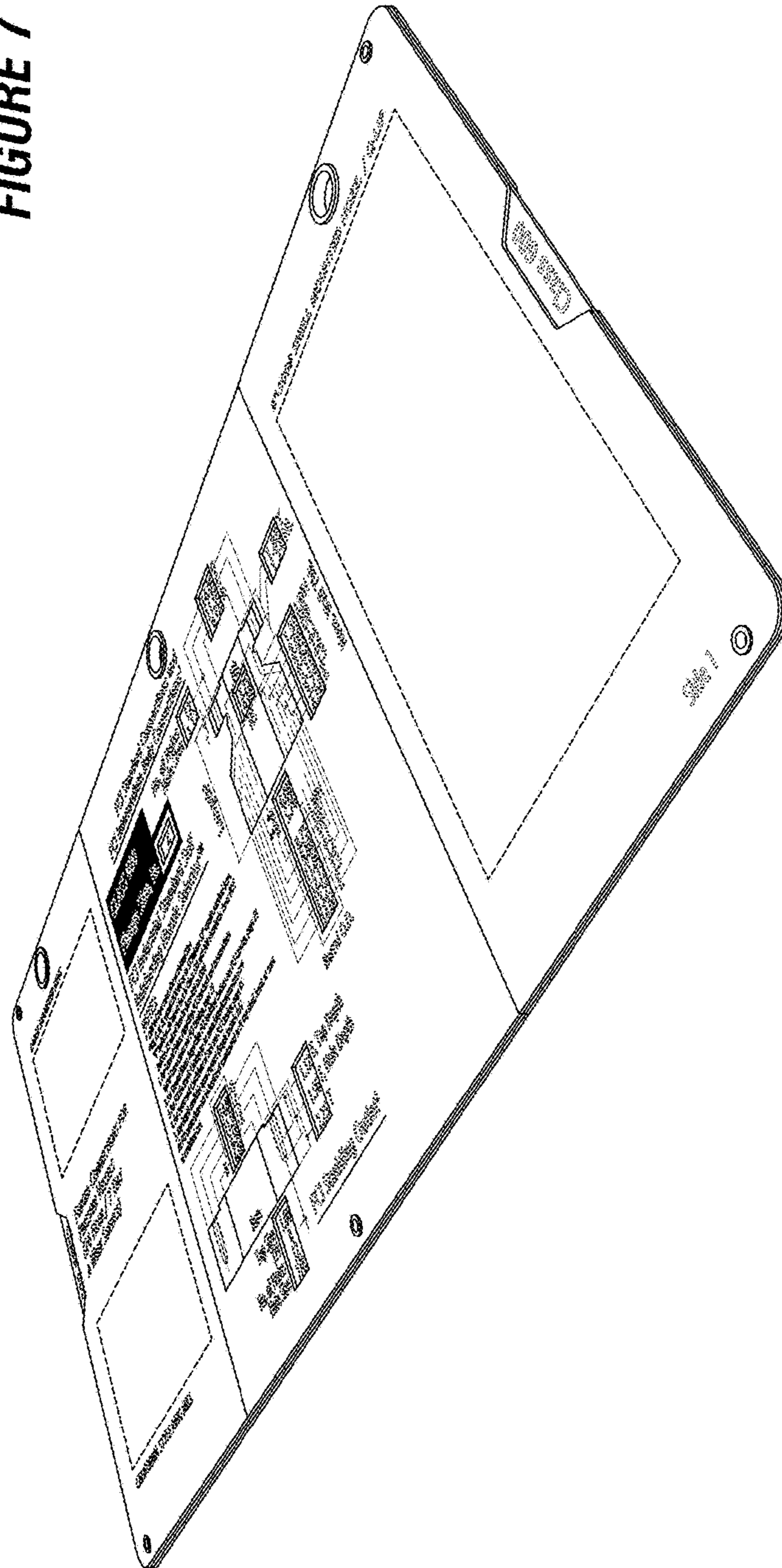


FIGURE 6

FIGURE 7



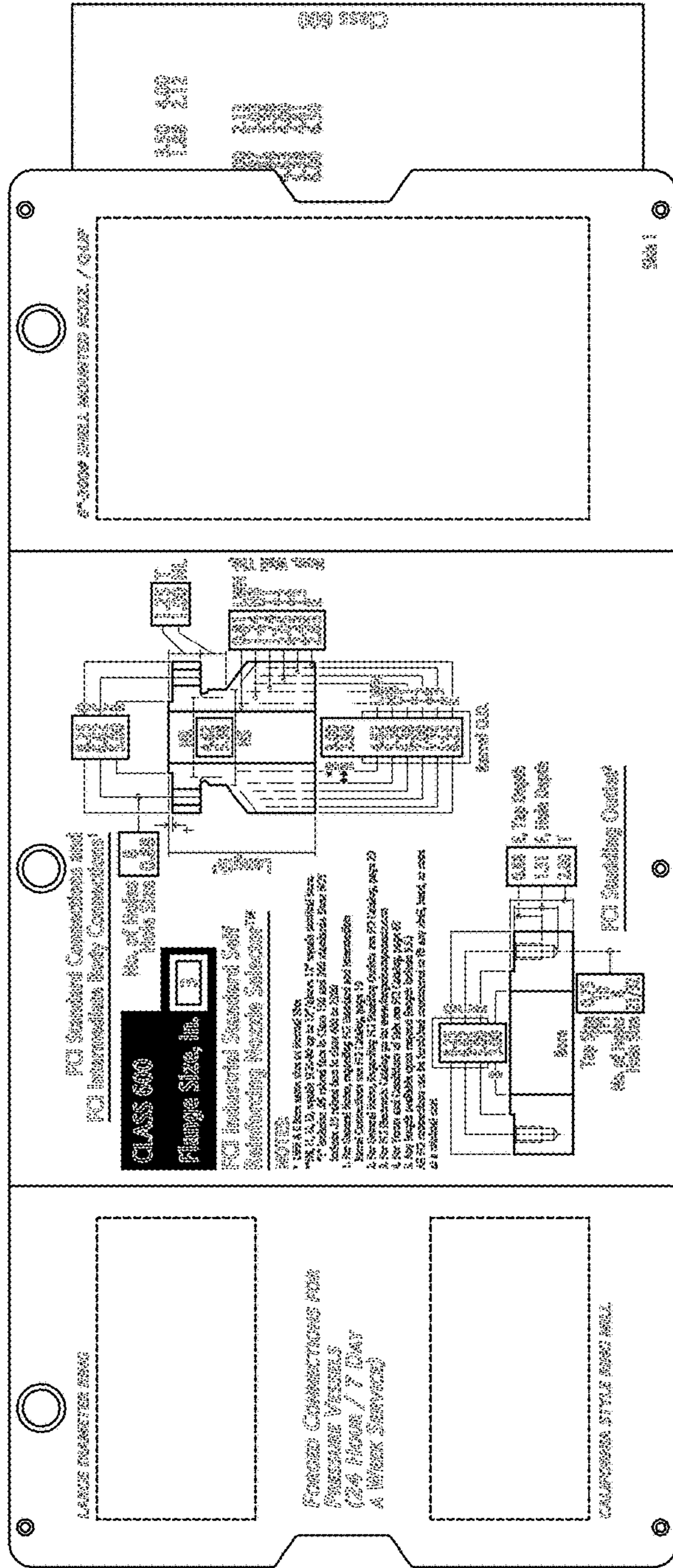


FIGURE 8

