



US00D834642S

(12) **United States Design Patent**
Darouian et al.

(10) **Patent No.:** **US D834,642 S**

(45) **Date of Patent:** **** Nov. 27, 2018**

(54) **SLEEVE**

(71) Applicant: **Amazon Technologies, Inc.**, Seattle, WA (US)

(72) Inventors: **Farzad Darouian**, Seattle, WA (US); **Manish R. Bansal**, Snoqualmie, WA (US); **Steven Karlson**, Shoreline, WA (US); **Varun Krishnakumar**, Seattle, WA (US); **Neal Peterson Rothfuss**, Seattle, WA (US); **Suhag Saraiya**, Issaquah, WA (US); **Alexandra Sheidow**, Seattle, WA (US); **Shan Wang**, Seattle, WA (US)

(73) Assignee: **Amazon Technologies, Inc.**, Seattle, WA (US)

(**) Term: **15 Years**

(21) Appl. No.: **29/579,362**

(22) Filed: **Sep. 29, 2016**

(51) **LOC (11) Cl.** **19-01**

(52) **U.S. Cl.**
USPC **D19/2**

(58) **Field of Classification Search**
USPC D9/418, 702–714, 414–416, 426, D9/430–433; 206/473, 39, 39.5; D3/247, D3/249, 253, 201, 273, 300; D19/1–8, D19/20–34; D2/858
CPC A45C 1/06; A45C 1/08; A45C 11/182; A45C 11/18; A45C 13/42; A45C 15/12
See application file for complete search history.

(56) **References Cited**

U.S. PATENT DOCUMENTS

D509,955 S * 9/2005 Williams D3/247
D513,749 S * 1/2006 Schlieffers D14/346
D736,520 S * 8/2015 Gross D3/300
D743,810 S * 11/2015 El-Afandi D9/711

(Continued)

Primary Examiner — Abraham Bahta

(74) *Attorney, Agent, or Firm* — Lee & Hayes, PLLC

(57) **CLAIM**

The ornamental design for a sleeve, as shown and described.

DESCRIPTION

This application is related to a co-pending application of U.S. patent application Ser. No. 29/579,359, entitled “Bookmark Shaped Gift Card,” filed Sep. 29, 2016, the entire contents of which are incorporated herein by reference. All of the material from the U.S. Patent Application which is essential to the claimed design is included herein. Any material in the U.S. Patent Application which is not present herein forms no part of the claimed design.

FIG. 1 is a front perspective view of a first embodiment of a sleeve showing our new design.

FIG. 2 is a back perspective view thereof.

FIG. 3 is a front view thereof.

FIG. 4 is a back view thereof.

FIG. 5 is a left-side view thereof.

FIG. 6 is a right-side view thereof.

FIG. 7 is a top view thereof.

FIG. 8 is a bottom view thereof.

FIG. 9 is a back perspective view thereof which shows the unclaimed environment of a bookmark within the sleeve.

FIG. 10 is a front perspective view of a second embodiment of a sleeve.

FIG. 11 is a back perspective view thereof.

FIG. 12 is a front view thereof.

FIG. 13 is a back view thereof.

FIG. 14 is a left-side view thereof.

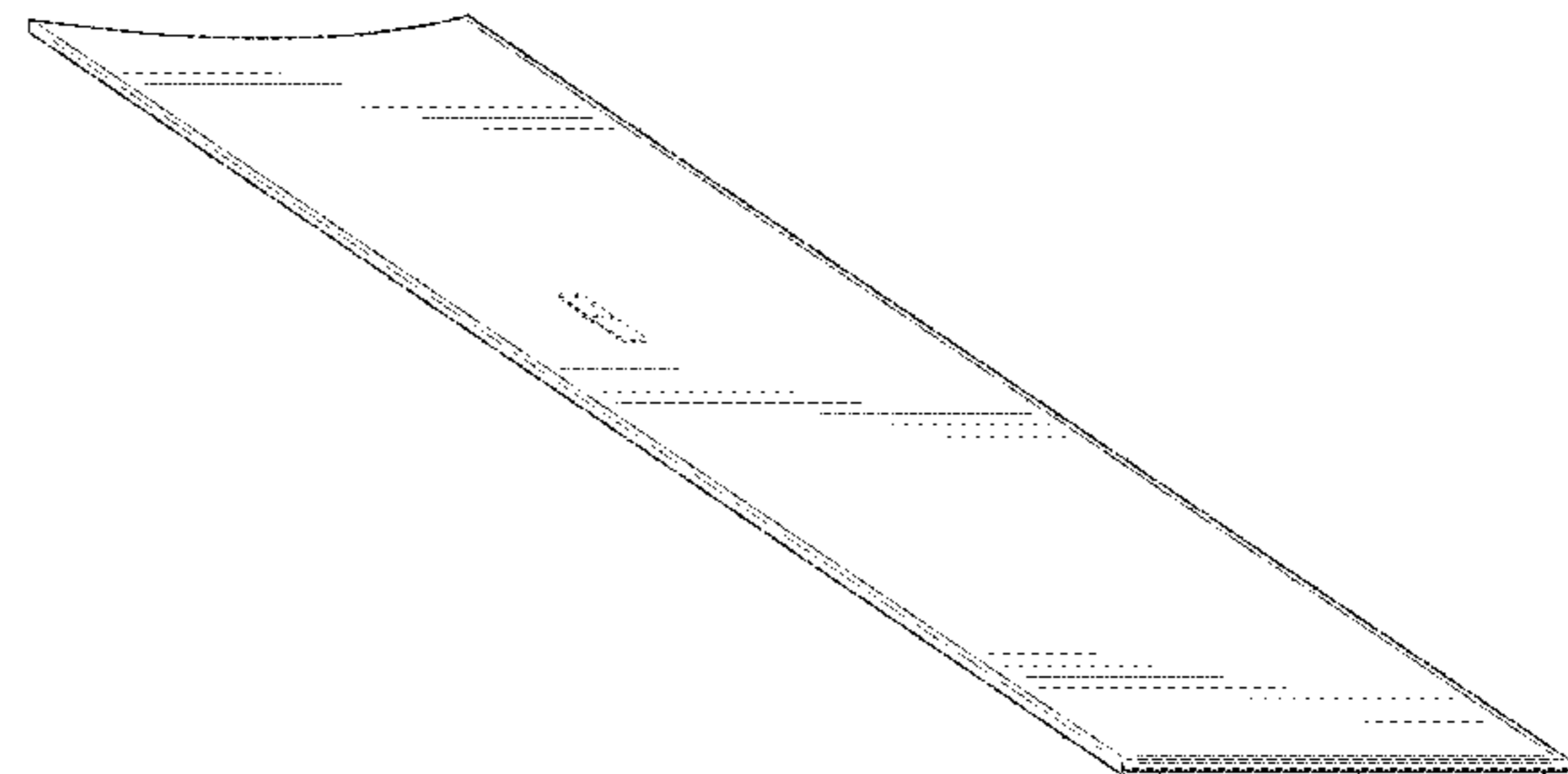
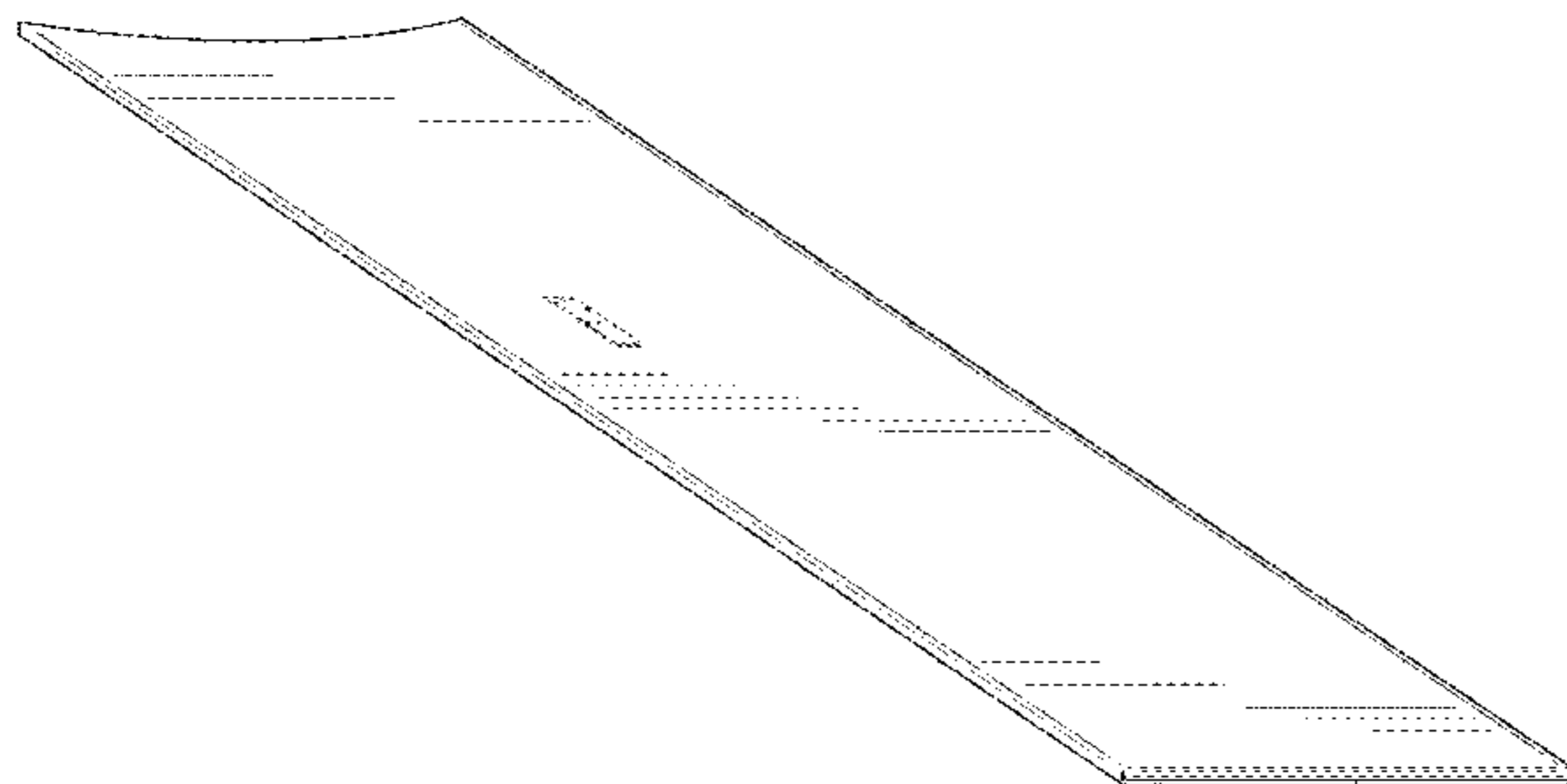
FIG. 15 is a right-side view thereof.

FIG. 16 is a top view thereof; and,

FIG. 17 is a bottom view thereof.

The broken lines represent features of the sleeve which form no part of the claimed design.

1 Claim, 13 Drawing Sheets



(56)

References Cited

U.S. PATENT DOCUMENTS

D746,059 S	*	12/2015	Gross	D3/303
D748,394 S	*	2/2016	Gross	D3/247
D751,289 S	*	3/2016	Gluck	D3/247
D805,580 S	*	12/2017	Jensen	D19/34

* cited by examiner

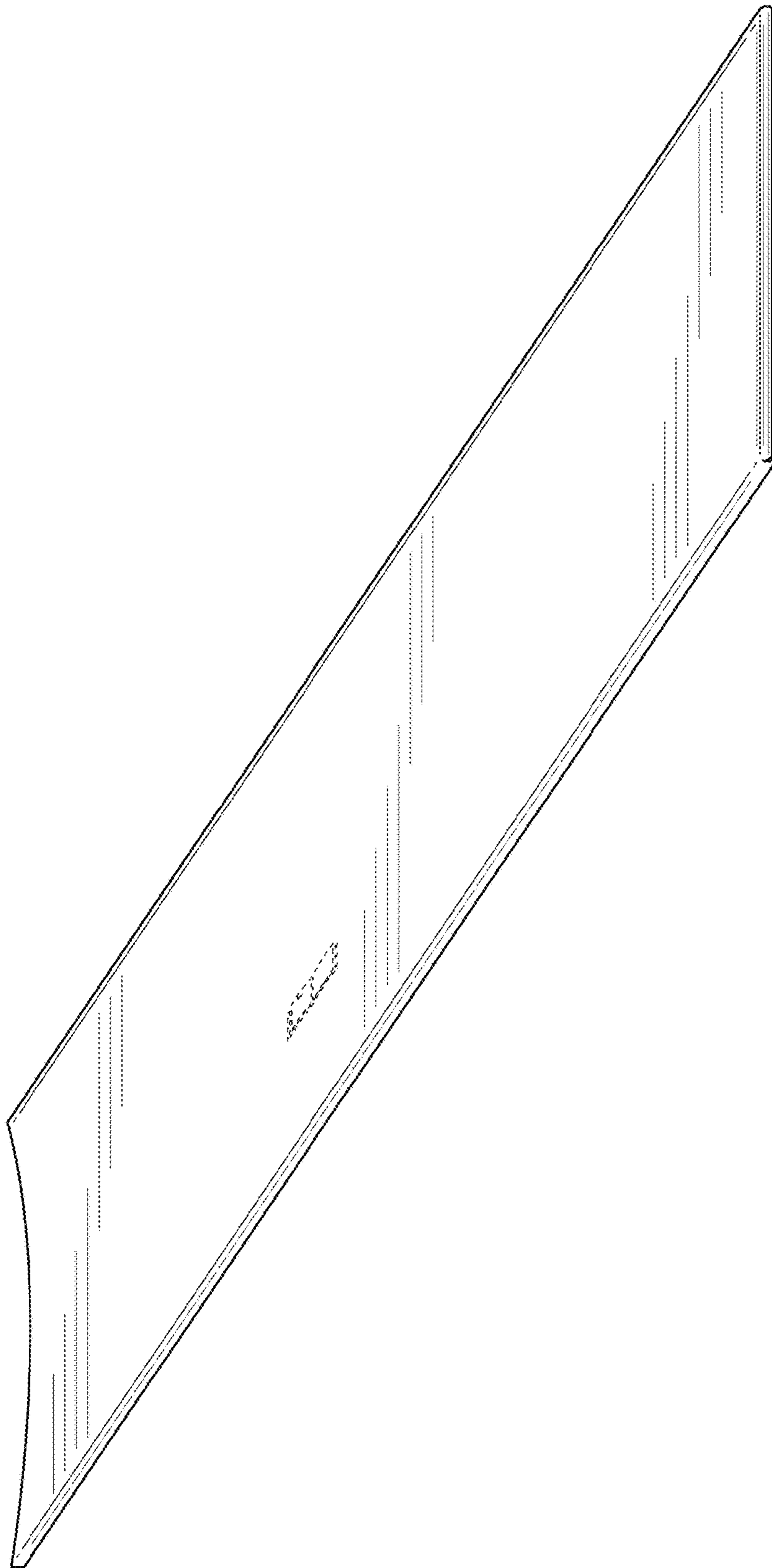


FIG. 1

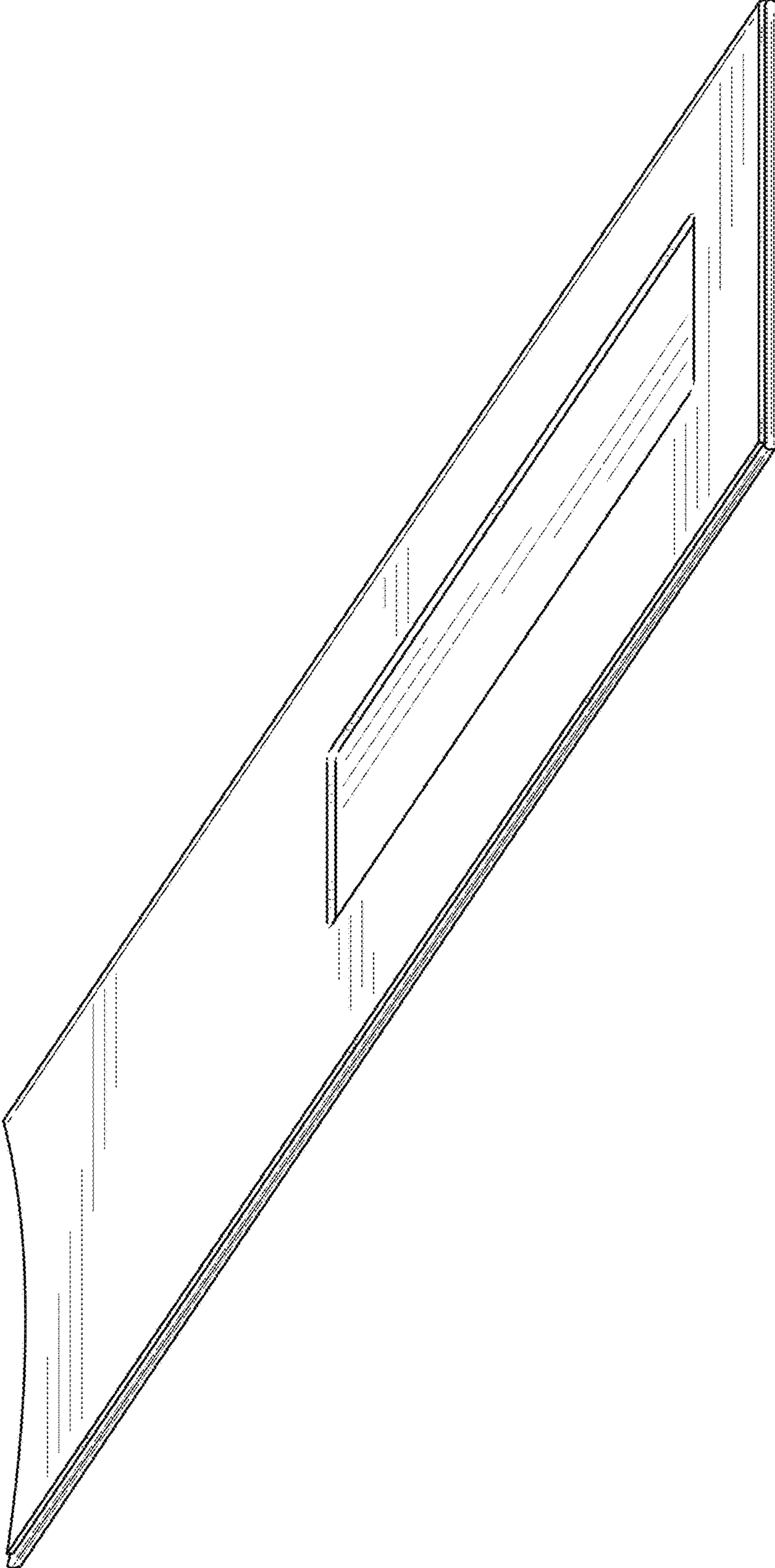


FIG. 2




FIG. 3




FIG. 4



FIG. 5




FIG. 6




FIG. 7




FIG. 8

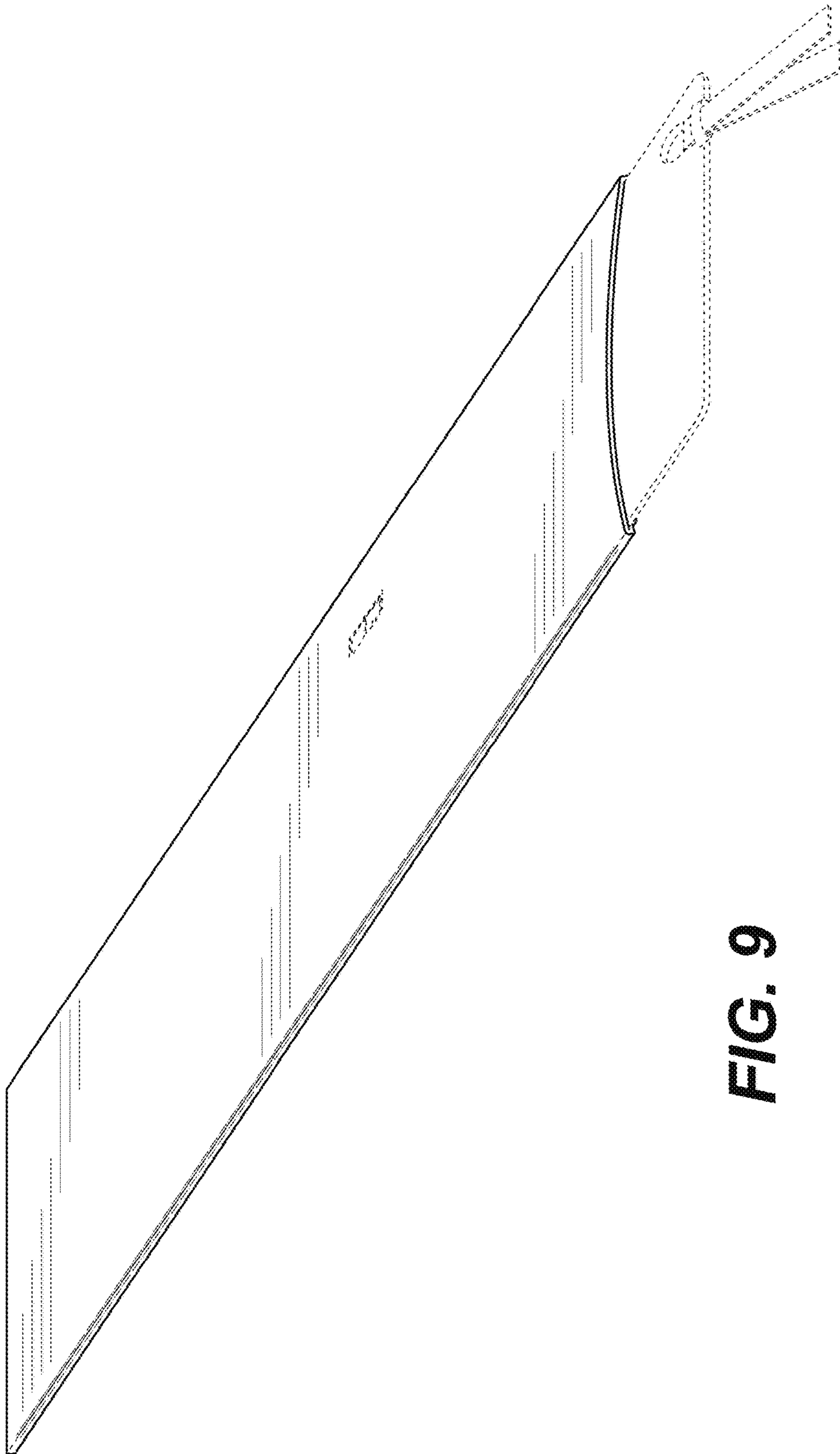


FIG. 9

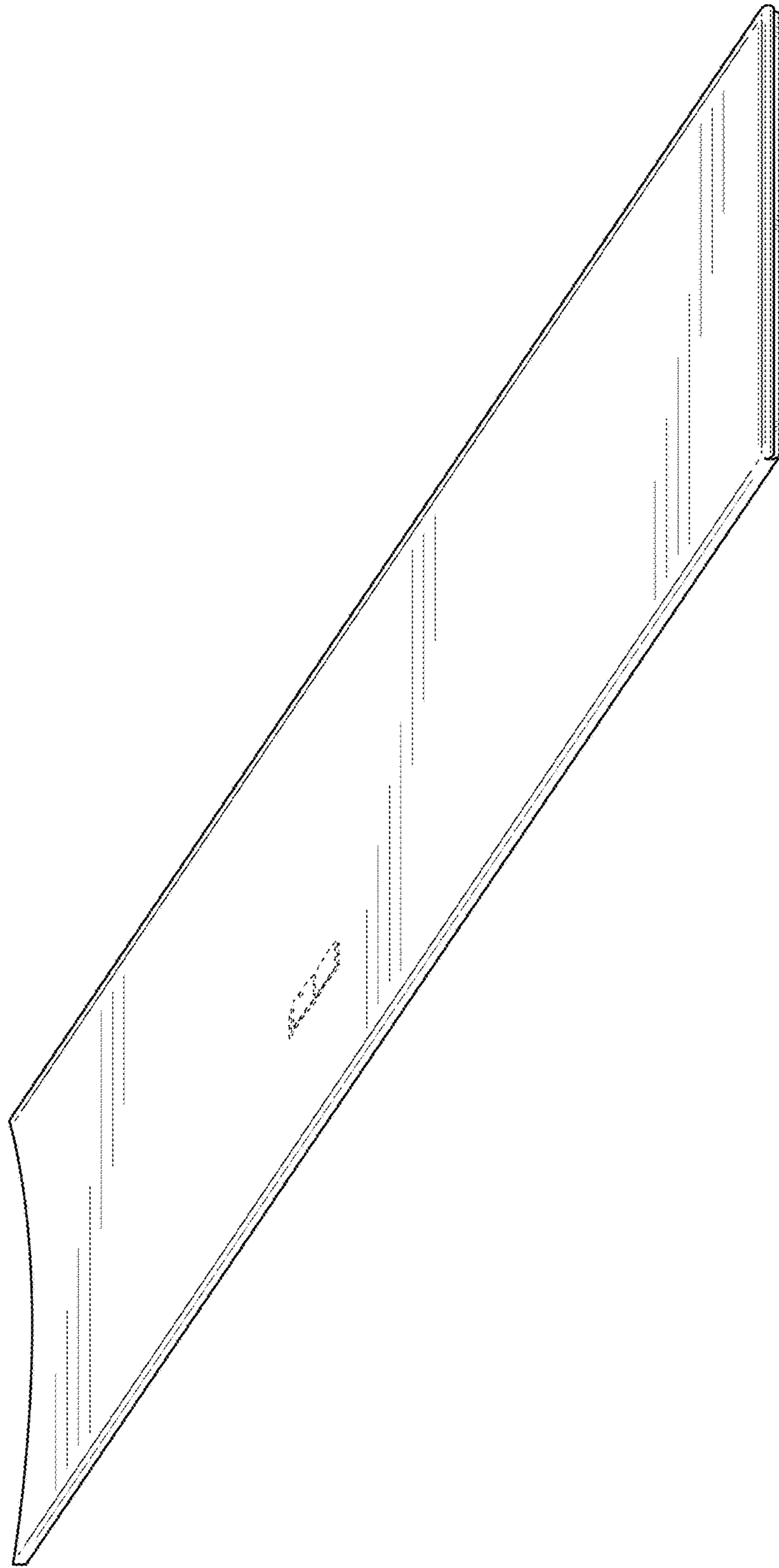


FIG. 10

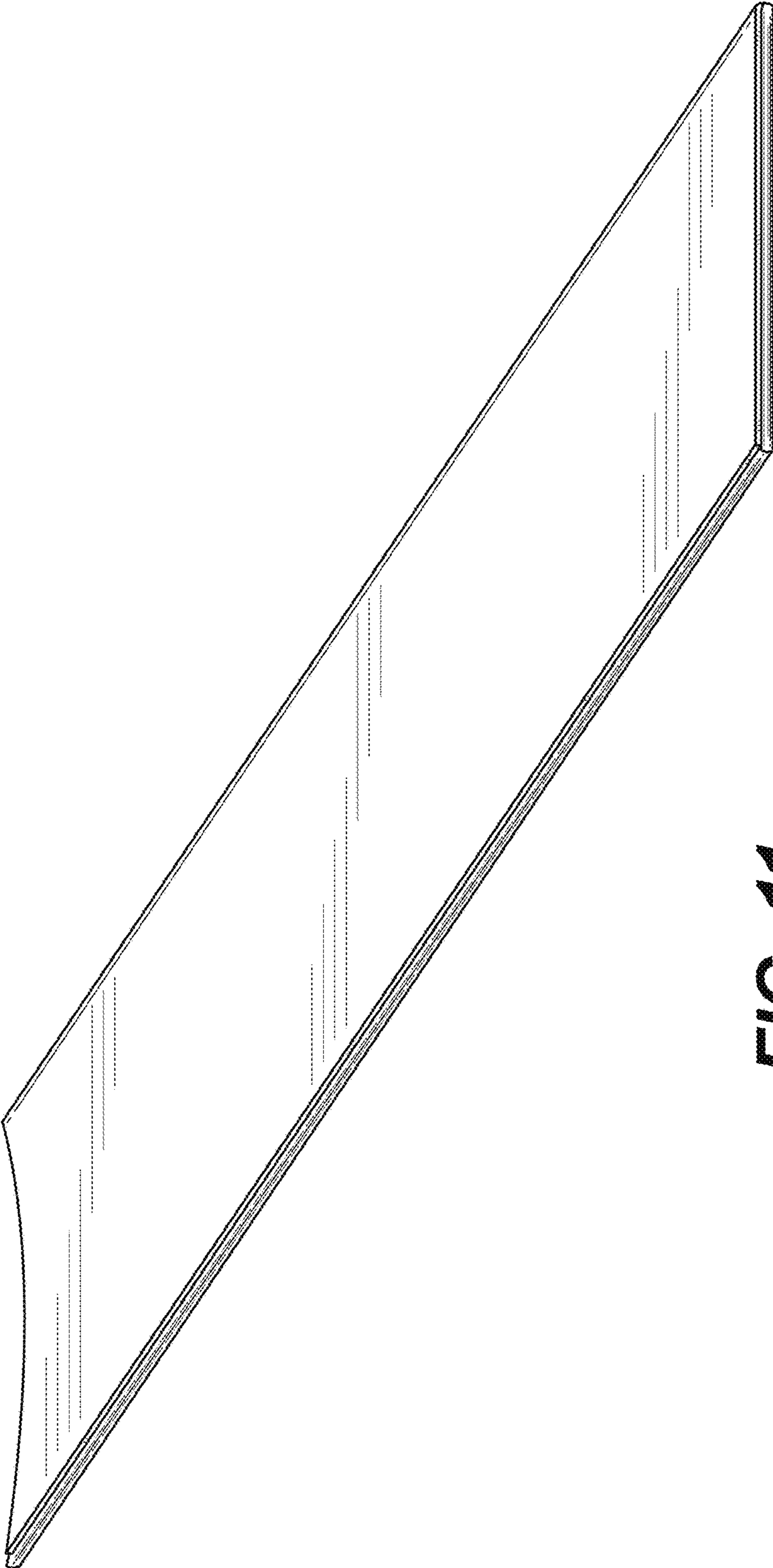


FIG. 11




FIG. 12




FIG. 13



FIG. 14



FIG. 15




FIG. 16




FIG. 17