

US00D834623S

(12) **United States Design Patent**  
**Cabrit et al.**

(10) **Patent No.:** **US D834,623 S**

(45) **Date of Patent:** **\*\* Nov. 27, 2018**

(54) **PORTABLE SAWMILL UPPER CARRIAGE  
TOP AND SIDE**

4,366,620 A 1/1983 McClure  
4,399,726 A 8/1983 Zacuto  
4,455,745 A 6/1984 Toeppen

(Continued)

(71) Applicant: **Norwood Industries Inc.**, Kilworthy,  
Ontario (CA)

**FOREIGN PATENT DOCUMENTS**

(72) Inventors: **Sebastien Cabrit**, Ontario (CA);  
**Ashlynn Dale**, Ontario (CA); **Brian  
Shellswell**, Ontario (CA)

EP 1117197 4/2009

**OTHER PUBLICATIONS**

(73) Assignee: **NORWOOD INDUSTRIES INC.**,  
Kilworthy, Ontario (CA)

Notice of Allowance for U.S. Appl. No. 29/592,904 dated Jan. 23,  
2018.

(Continued)

(\*\*) Term: **15 Years**

*Primary Examiner* — Patricia A Palasik

(21) Appl. No.: **29/592,912**

(74) *Attorney, Agent, or Firm* — Calfee, Halter &  
Griswold LLP

(22) Filed: **Feb. 3, 2017**

(57) **CLAIM**

(30) **Foreign Application Priority Data**

We claim the ornamental design for a portable sawmill upper  
carriage top and side, as shown and described.

Aug. 5, 2016 (CA) ..... 169788

**DESCRIPTION**

(51) **LOC (11) Cl.** ..... **15-09**

(52) **U.S. Cl.**  
USPC ..... **D15/134**

(58) **Field of Classification Search**  
USPC ..... D15/127, 133, 134, 138, 199  
CPC ..... B23D 55/02; B27B 15/02; Y10T 83/68;  
Y10T 83/95; Y10T 83/707; Y10T 83/722;  
Y10T 83/7101; Y10T 83/7763  
See application file for complete search history.

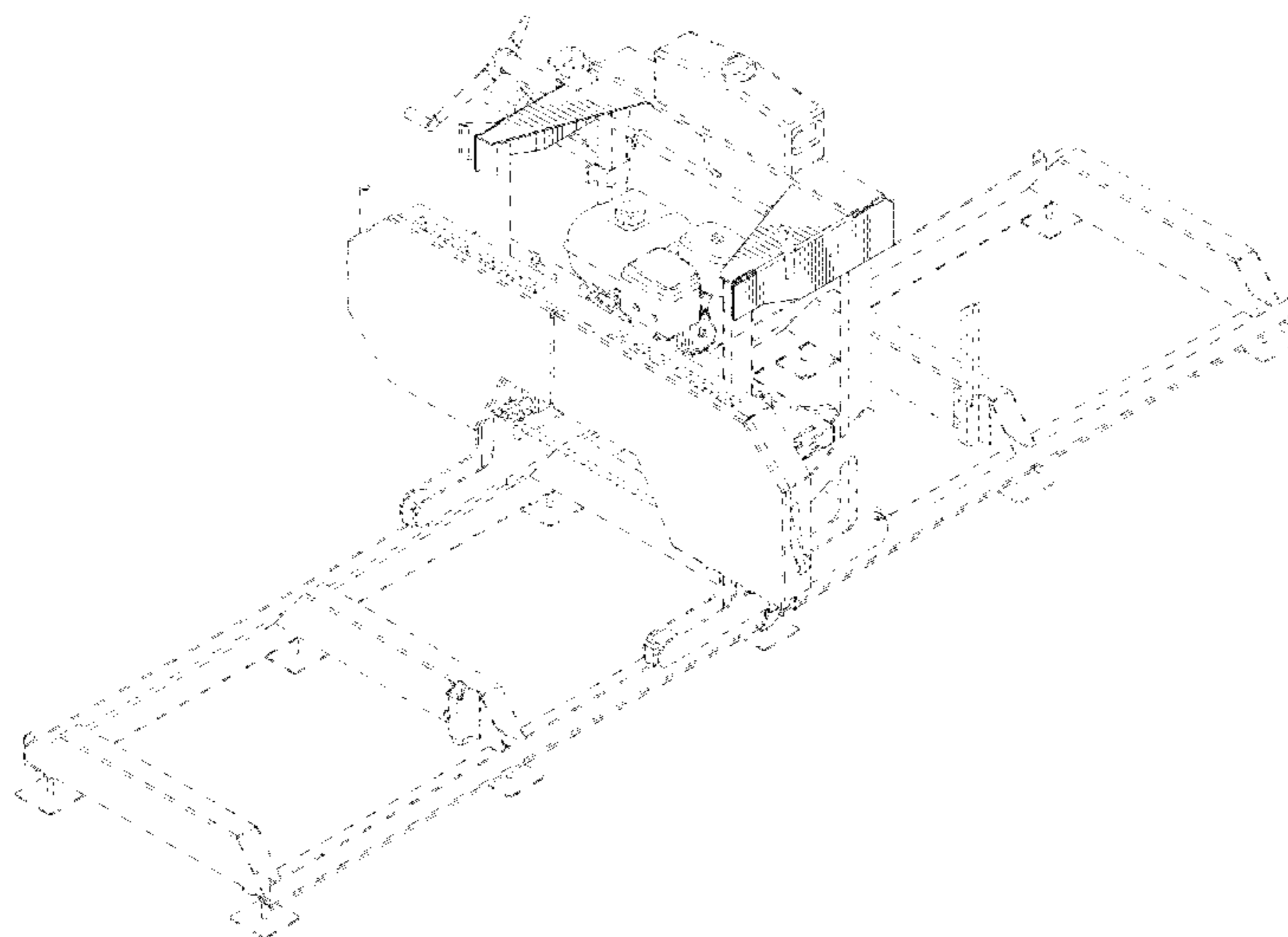
FIG. 1 is a top front perspective view of a portable sawmill  
upper carriage top and side showing the design thereof;  
FIG. 2 is a top rear perspective view of the design shown in  
FIG. 1;  
FIG. 3 is a front elevation view of the design shown in FIG.  
1;  
FIG. 4 is a back elevation view of the design shown in FIG.  
1;  
FIG. 5 is a left side elevation view of the design shown in  
FIG. 1;  
FIG. 6 is right side elevation view of the design shown in  
FIG. 1;  
FIG. 7 is top plan view of the design shown in FIG. 1; and,  
FIG. 8 is bottom plan view of the design shown in FIG. 1.  
The broken lines in the drawings depict unclaimed environ-  
mental subject matter.

(56) **References Cited**

**U.S. PATENT DOCUMENTS**

2,612,913 A 10/1952 Arthur  
3,654,972 A \* 4/1972 Pryor ..... B27B 5/10  
83/409  
4,196,648 A \* 4/1980 Jones ..... B23D 45/105  
144/357

**1 Claim, 8 Drawing Sheets**



(56)

**References Cited**

U.S. PATENT DOCUMENTS

4,467,508	A	8/1984	Fjallstron	
4,548,115	A	10/1985	Martin	
4,576,213	A	3/1986	Miller	
4,784,192	A	11/1988	Raggiotti	
5,201,351	A *	4/1993	Hurdle, Jr. ....	B27B 1/00 144/3.1
5,213,022	A	5/1993	Elgan	
5,243,888	A *	9/1993	Bowlin .....	B23D 59/002 144/378
D404,405	S	1/1999	Hammett	
D437,322	S	2/2001	Remue	
D449,320	S	10/2001	Johnson	
6,722,248	B1	4/2004	Johnston	
7,784,387	B2	8/2010	Dale et al.	
D638,040	S	5/2011	Dale et al.	
D639,319	S	6/2011	Dale et al.	
8,215,216	B2	7/2012	Dale	
8,261,645	B2	9/2012	Dale et al.	
8,261,647	B2	9/2012	Dale et al.	
8,276,493	B2	10/2012	Dale et al.	
D715,340	S	10/2014	Hynek	
2001/0039737	A1	11/2001	Kordyak	
2003/0024371	A1	2/2003	Gibson	
2005/0139053	A1	6/2005	Yeh	
2013/0283992	A1	10/2013	Belzile	
2016/0236289	A1	8/2016	Voortman	

OTHER PUBLICATIONS

Notice of Allowance for U.S. Appl. No. 29/592,899 dated Jan. 2, 2018.

\* cited by examiner

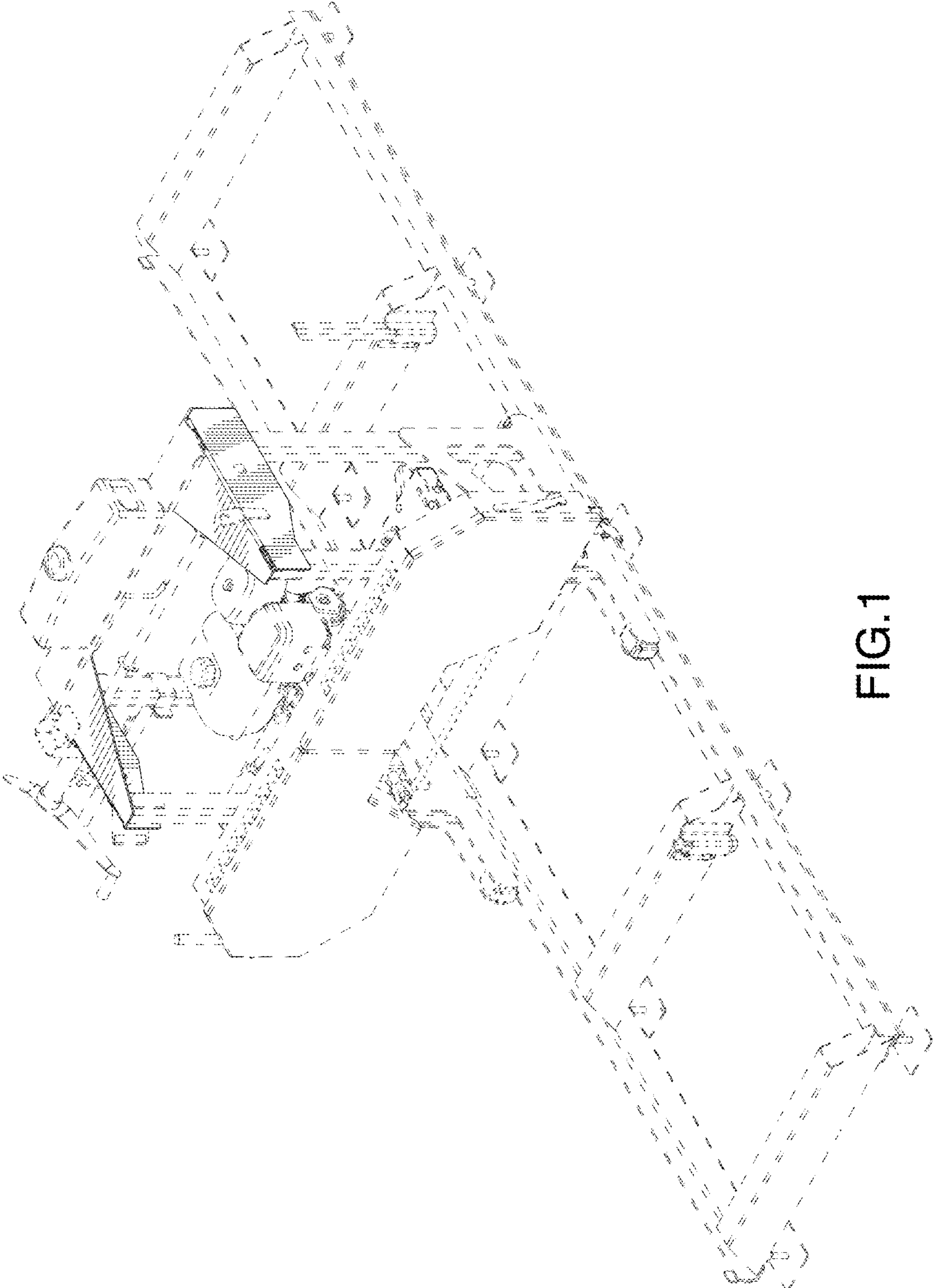


FIG.1

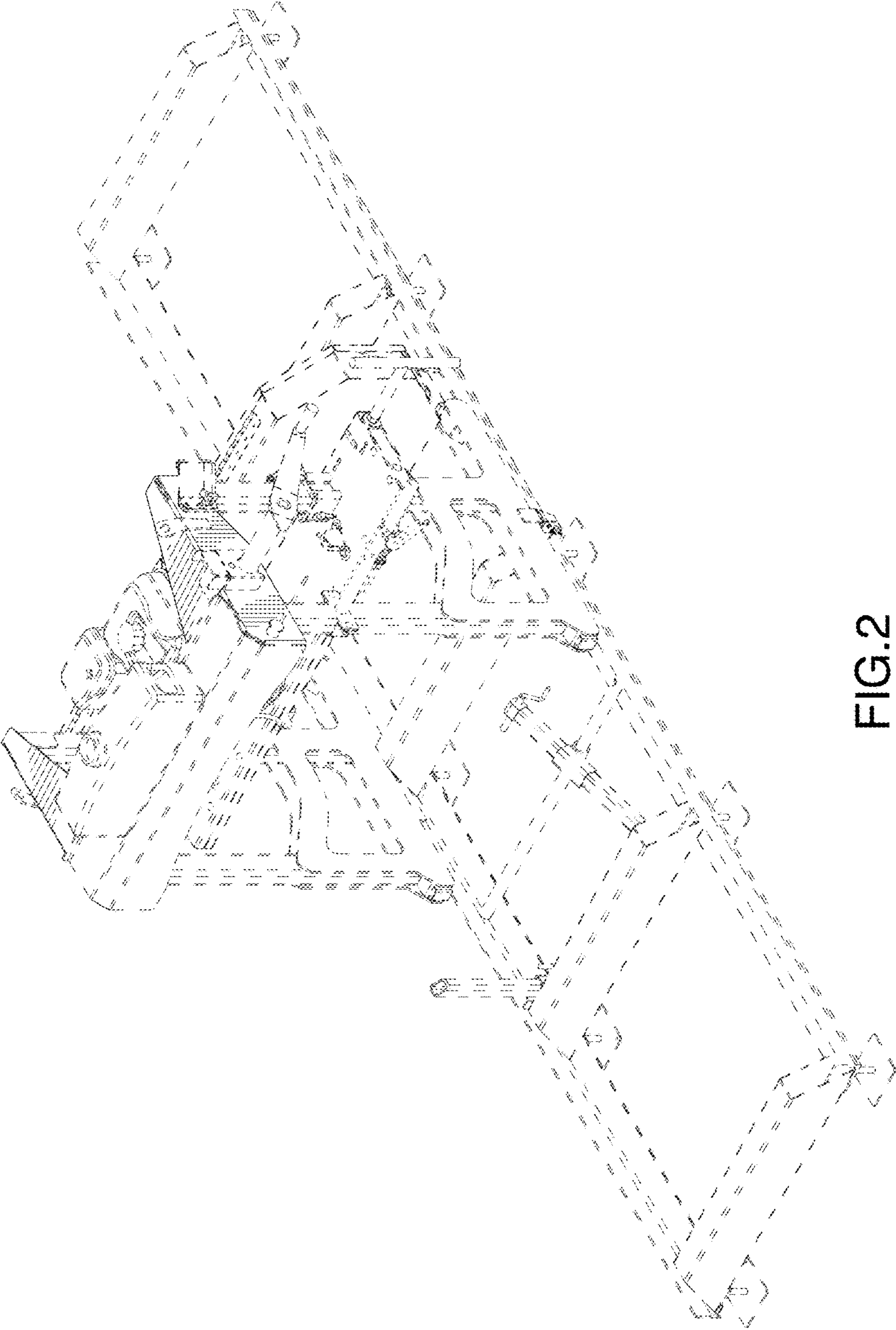


FIG.2

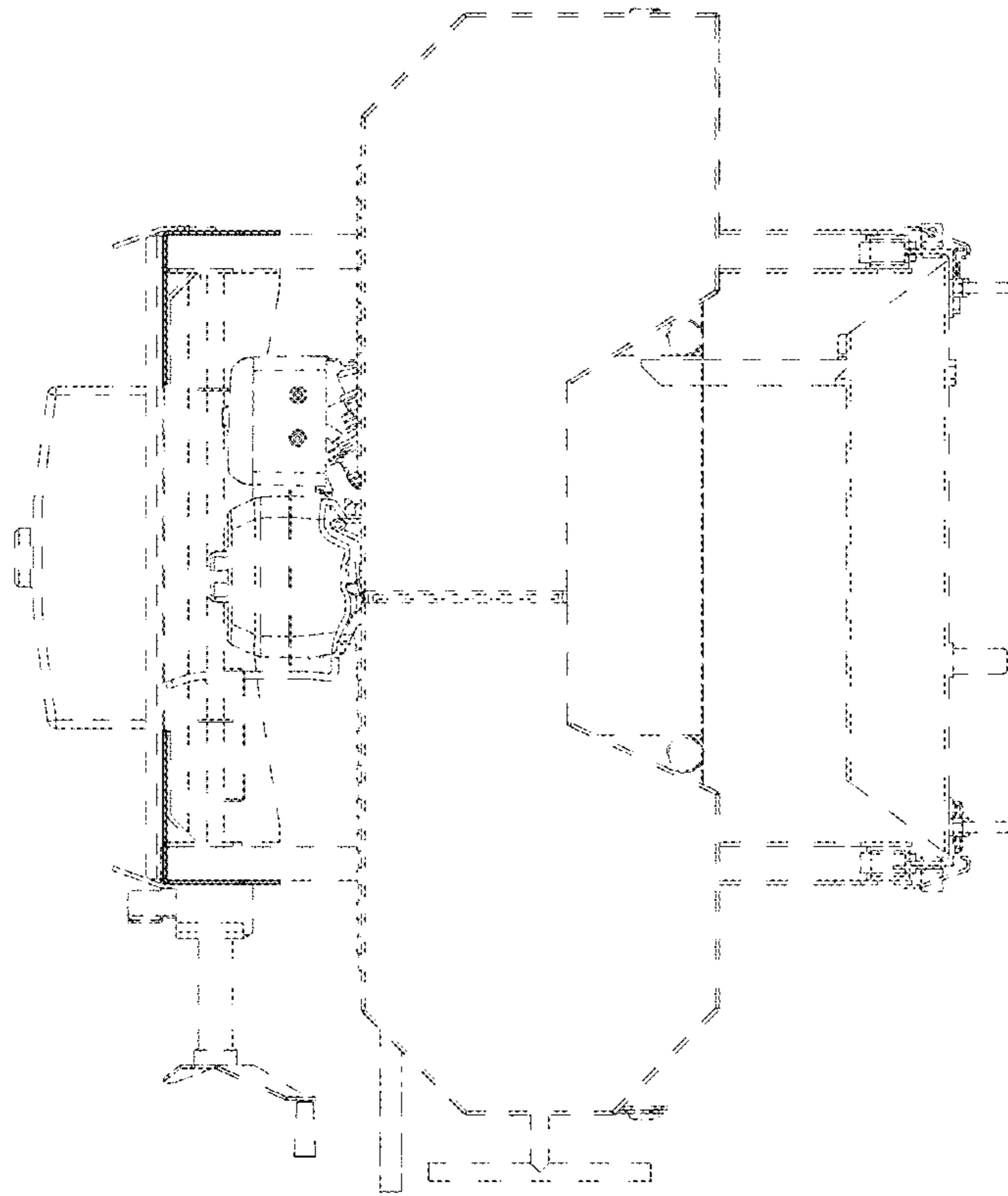


FIG. 3

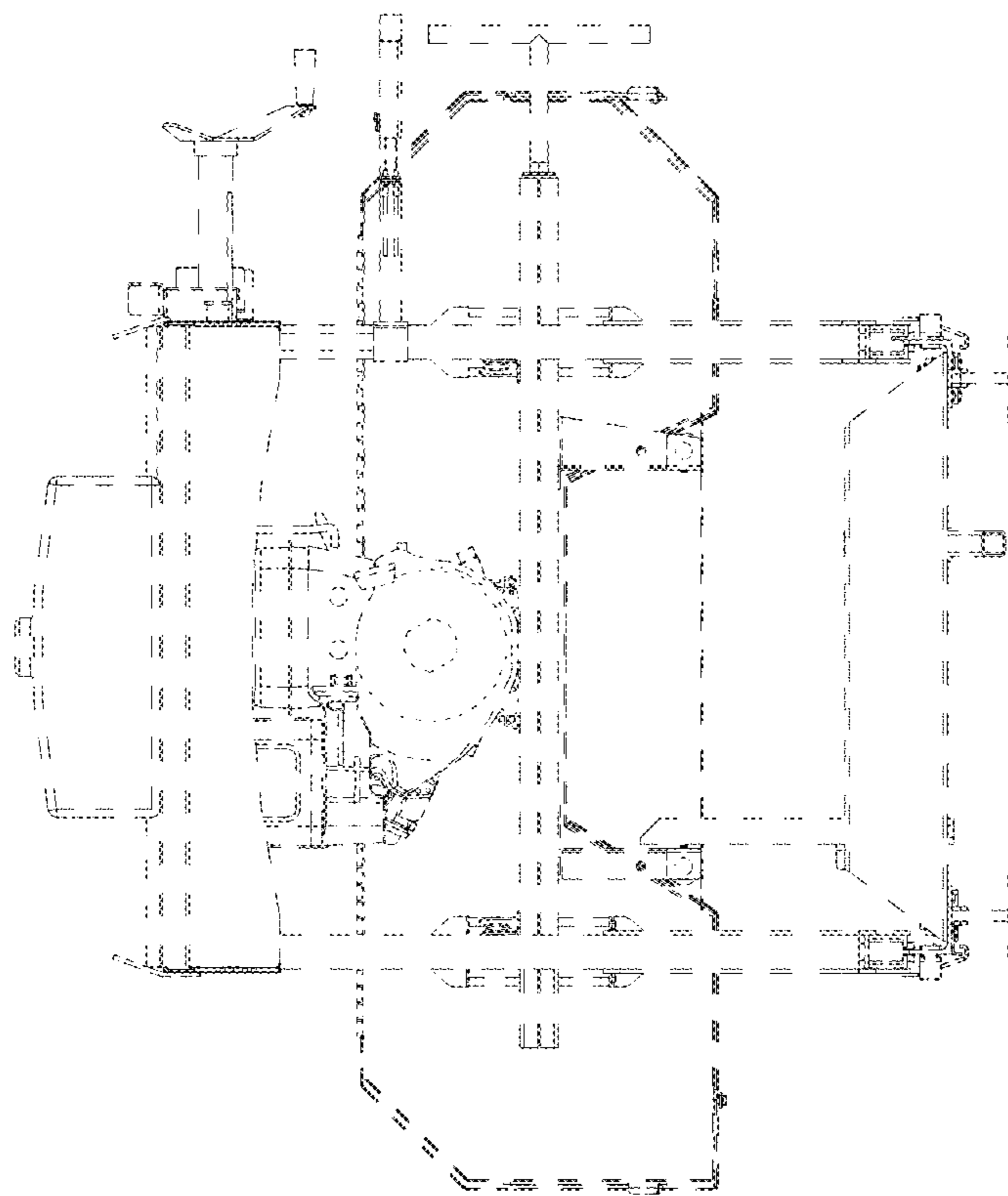


FIG.4

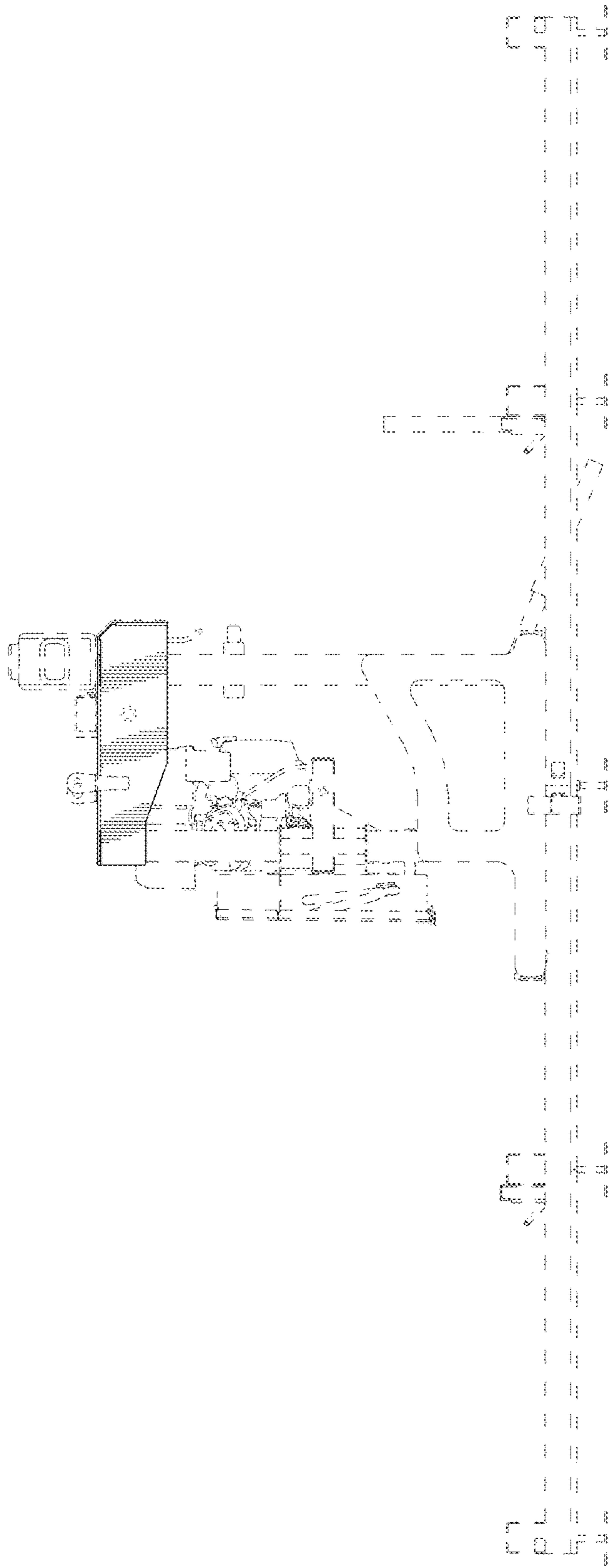


FIG. 5

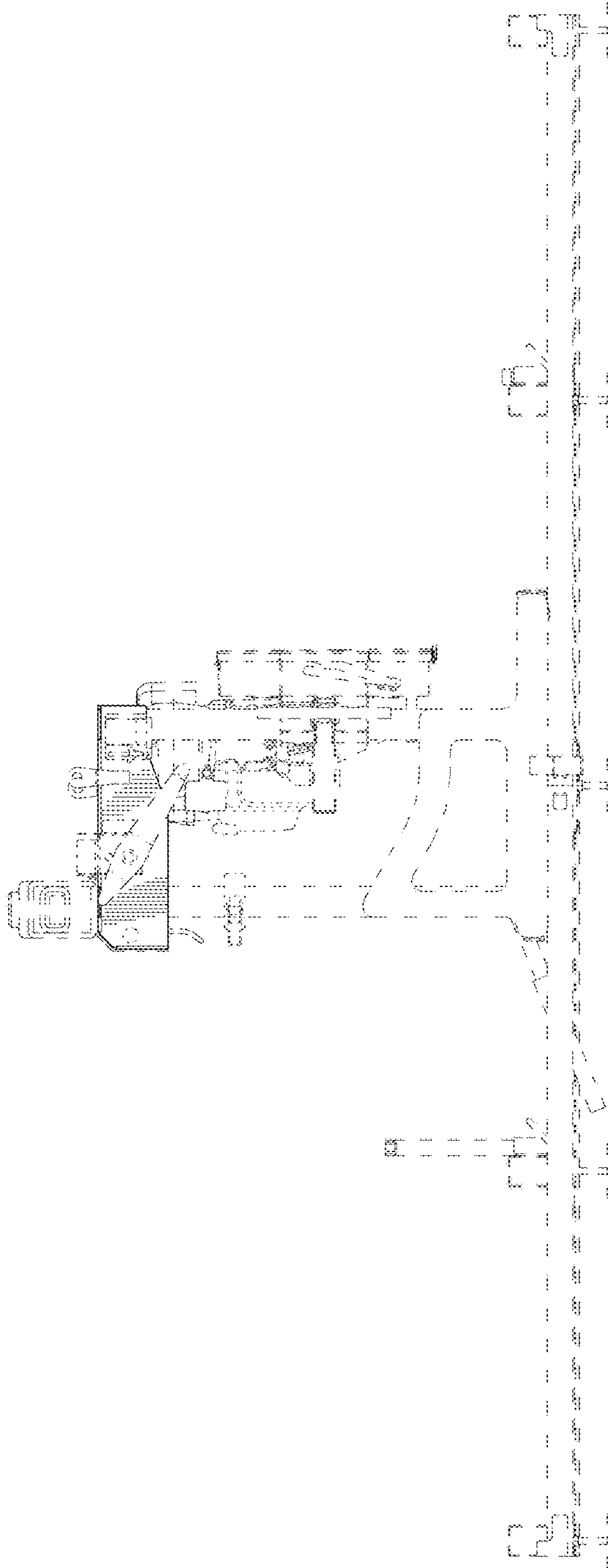


FIG. 6



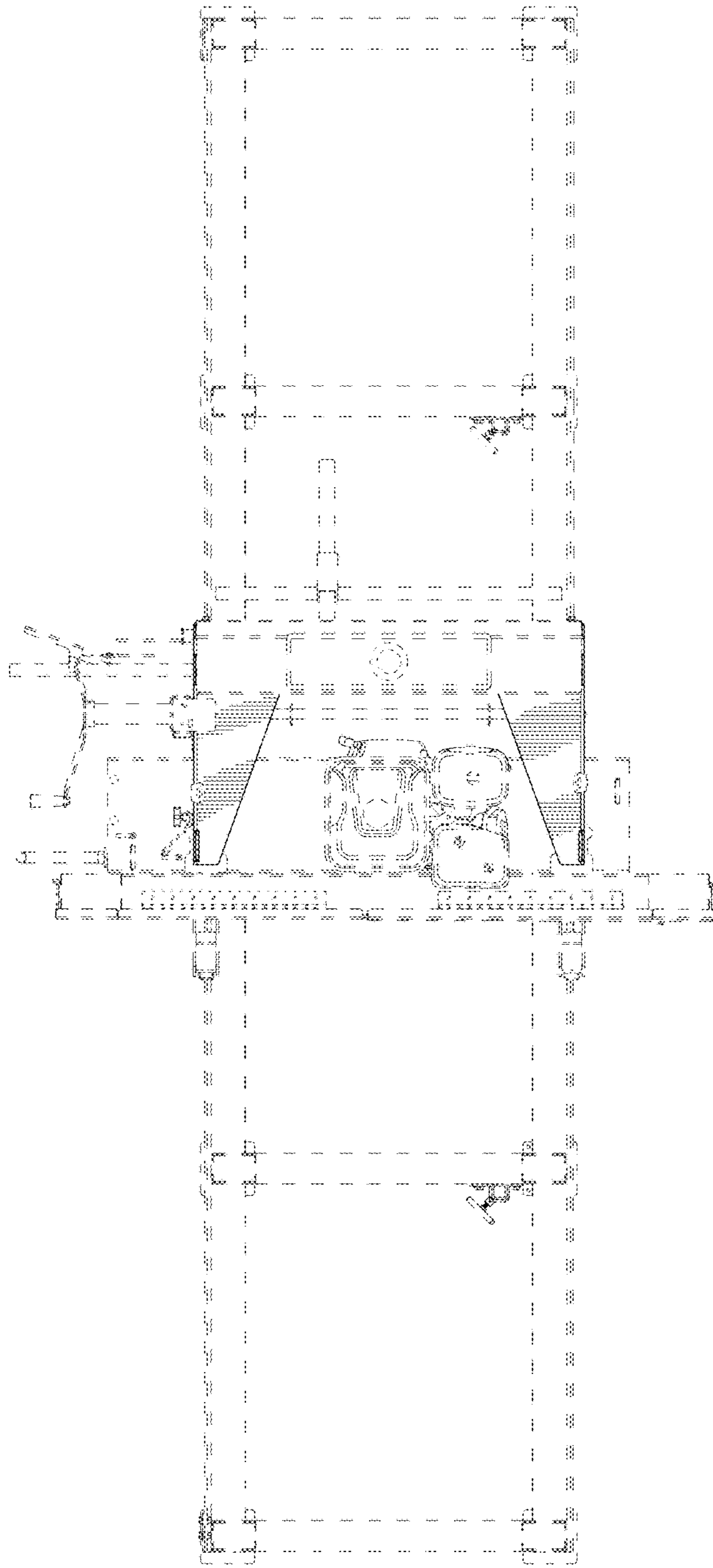


FIG.7

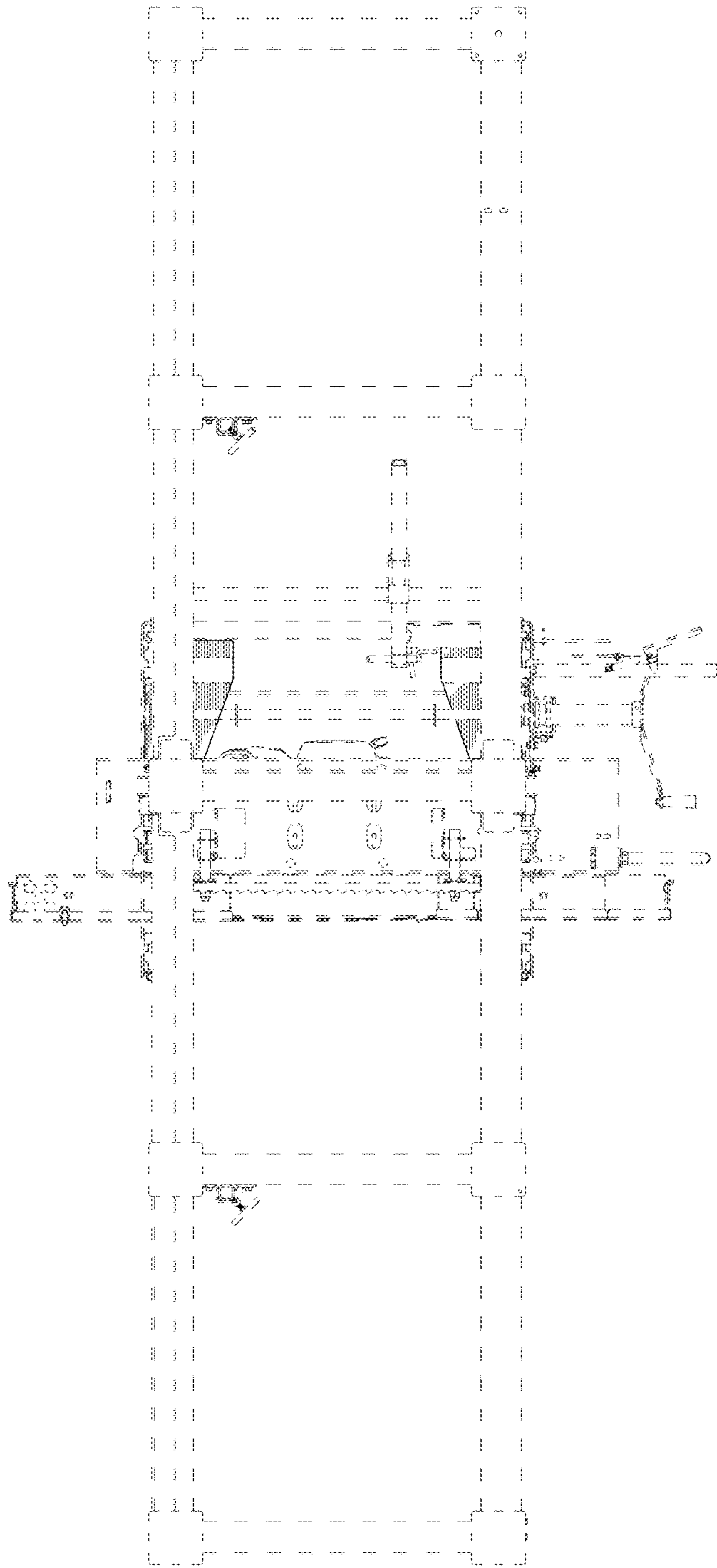


FIG. 8