



US00D834615S

(12) **United States Design Patent** (10) **Patent No.:** **US D834,615 S**  
**Stray et al.** (45) **Date of Patent:** **\*\* Nov. 27, 2018**

(54) **DISPLAY SCREEN WITH ICON**  
(71) Applicant: **ATLAS COPCO INDUSTRIAL  
TECHNIQUE AB**, Nacka (SE)  
(72) Inventors: **Ola Stray**, Saltsjöbaden (SE); **Ola  
Petter Nyström**, Hägersten (SE); **Iris  
Katja Rantala**, Stockholm (SE)  
(73) Assignee: **Atlas Copco Industrial Technique AB**,  
Nacka (SE)  
(\*\*) Term: **15 Years**  
(21) Appl. No.: **29/596,594**  
(22) Filed: **Mar. 9, 2017**

D682,876 S 5/2013 MacNeil  
D683,755 S 6/2013 Phelan  
D688,701 S \* 8/2013 Myung ..... D14/490  
D695,139 S 12/2013 Kent  
D698,816 S 2/2014 Phelan et al.  
D709,393 S 7/2014 Lee  
D717,440 S 11/2014 Shibata et al.  
D718,329 S \* 11/2014 Shin ..... D14/487  
D739,938 S 9/2015 Schempp et al.  
D741,900 S \* 10/2015 Yang ..... D14/489  
D743,035 S 11/2015 Uozumi et al.  
D748,510 S 2/2016 Zhou et al.  
D750,519 S 3/2016 Leigh et al.  
D752,006 S 3/2016 Plaschke  
9,360,991 B2 \* 6/2016 Celebisoy ..... G06F 3/04815  
D766,315 S 9/2016 Choi et al.  
D782,348 S 3/2017 Emge et al.  
D787,355 S 5/2017 Lim

(Continued)

(30) **Foreign Application Priority Data**  
Sep. 9, 2016 (EM) ..... 003373372-0005  
(51) **LOC (11) Cl.** ..... **14-04**  
(52) **U.S. Cl.**  
USPC ..... **D14/492**  
(58) **Field of Classification Search**  
USPC ..... D14/487-495  
CPC ..... G06F 3/04817; G06F 3/0482; H04N  
1/00424  
See application file for complete search history.

(56) **References Cited**  
U.S. PATENT DOCUMENTS  
D445,351 S 7/2001 Yamauchi et al.  
D557,270 S \* 12/2007 Fletcher ..... D14/487  
D597,553 S 8/2009 Larson et al.  
D623,974 S 9/2010 Shigeno et al.  
D626,141 S 10/2010 Schilling  
D651,716 S 1/2012 Shibata et al.  
D664,983 S 8/2012 Moreau et al.  
D665,408 S 8/2012 Ria et al.  
D681,661 S 5/2013 Koehn et al.

**OTHER PUBLICATIONS**

Remove and Replace [online], Aug. 31, 2015 [retrieved Feb. 4, 2018], Retrieved from the internet <URL:http://removeandreplace.com/2014/04/27/10-easy-ways-to-remove-a-stripped-screw/>, Hexagon icon image. (Year: 2015).\*

(Continued)

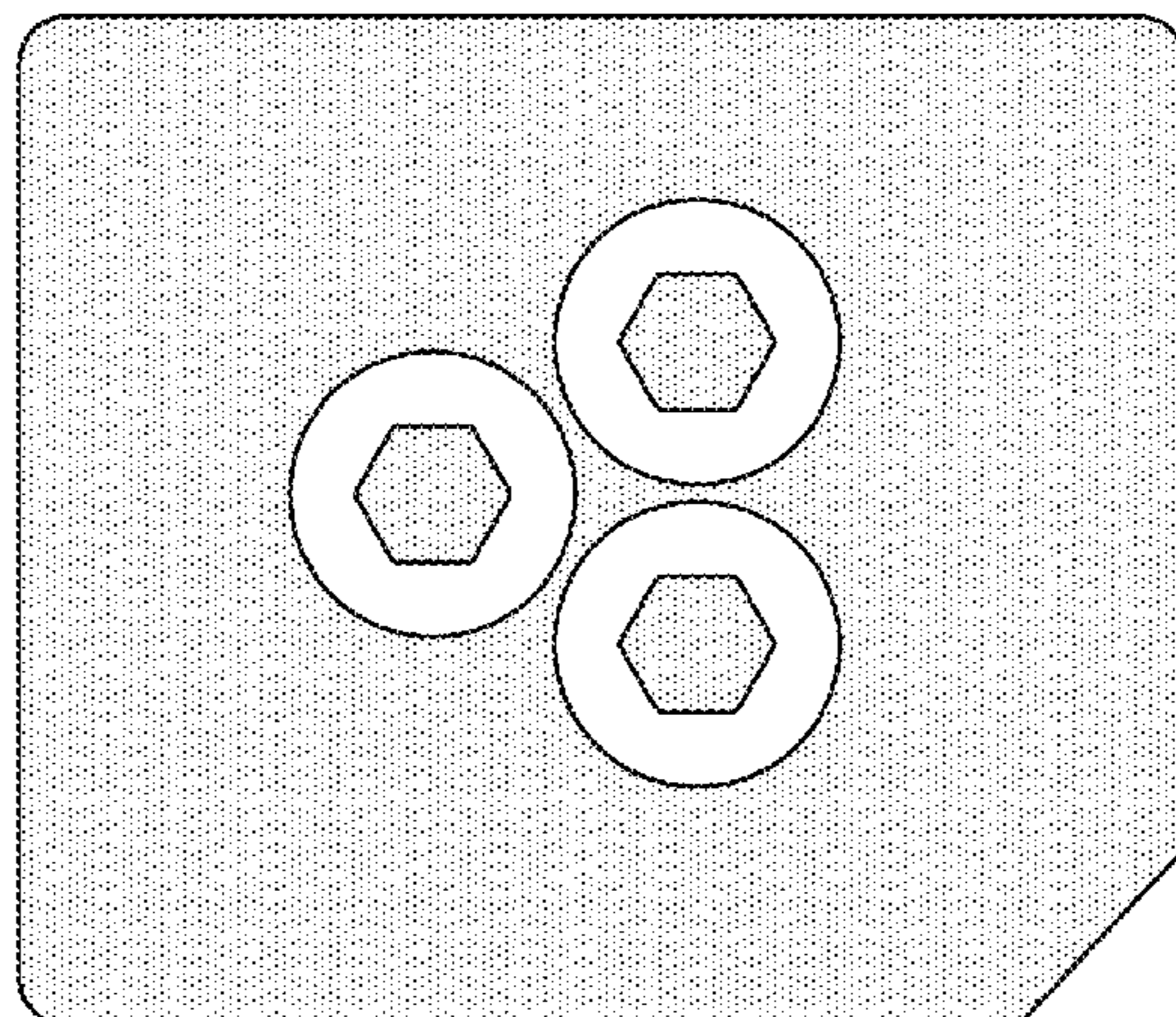
*Primary Examiner* — Richelle G Shelton  
(74) *Attorney, Agent, or Firm* — Holtz, Holtz & Volek PC

(57) **CLAIM**  
The ornamental design for a display screen with icon, as shown and described.

**DESCRIPTION**

FIG. 1 is a front view of a display screen with icon showing our new design; and, FIG. 2 is a front detail view thereof. The broken lines represent a display screen and form no part of the claimed design.

**1 Claim, 2 Drawing Sheets**



(56)

**References Cited**

U.S. PATENT DOCUMENTS

D797,932 S 9/2017 Lee  
D805,639 S 12/2017 Lee  
D812,140 S 3/2018 Lee et al.  
2001/0056385 A1\* 12/2001 Timms ..... G06Q 10/087  
705/26.1  
2012/0316984 A1 12/2012 Glassman  
2013/0003104 A1 1/2013 Defore et al.  
2016/0034238 A1 2/2016 Gerlach et al.  
2016/0110047 A1 4/2016 Yoon et al.  
2016/0147427 A1 5/2016 Liverance et al.

OTHER PUBLICATIONS

Design U.S. Appl. No. 29/596,610; First Named Inventor: Ola Stray; filed Mar. 9, 2017; Title: "Icons To Be Displayed On A Screen".

Design U.S. Appl. No. 29/596,570; First Named Inventor: Ola Stray; filed Mar. 9, 2017; Title: "Microtorque Controller".

\* cited by examiner

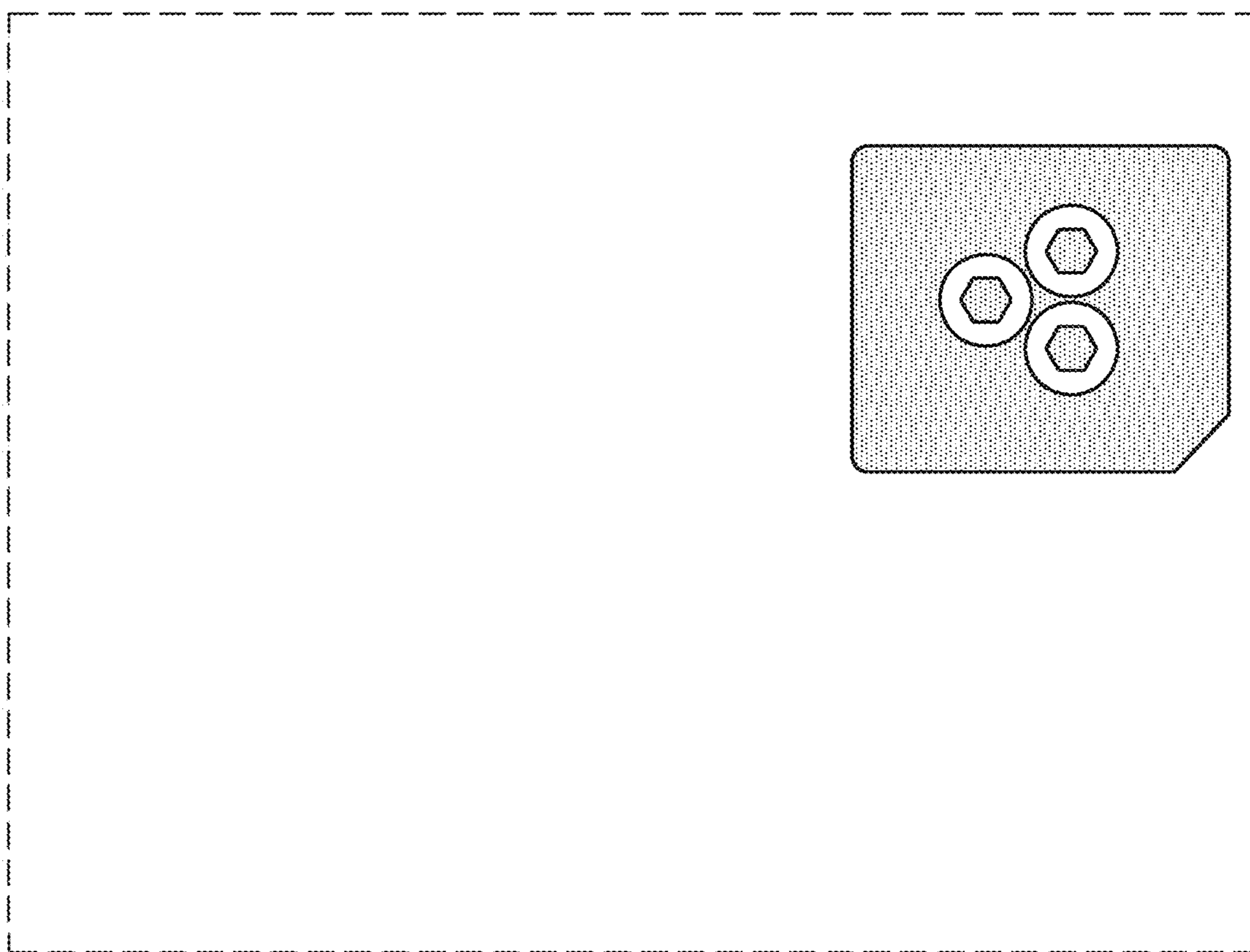


FIG. 1

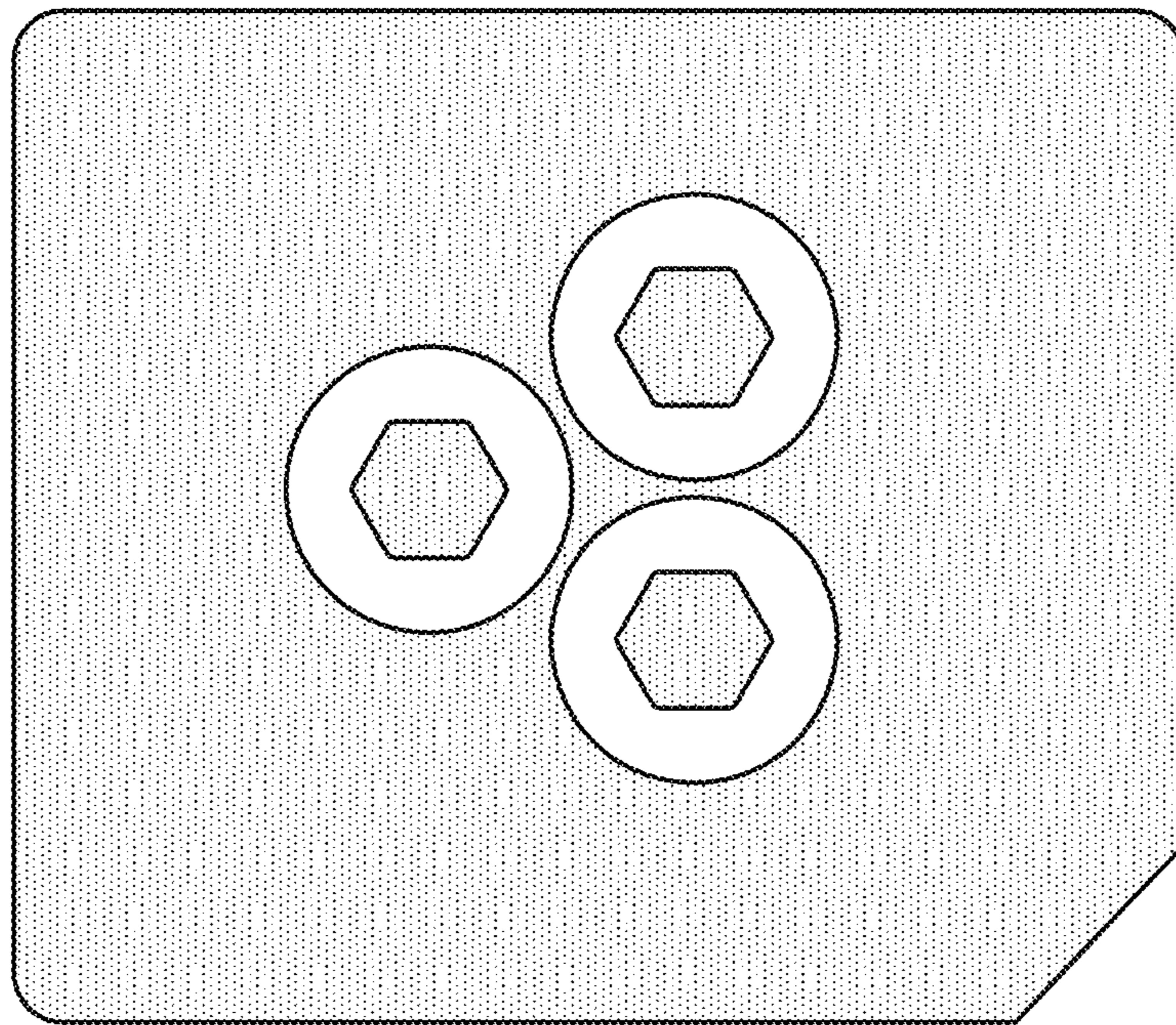


FIG. 2