



US00D834590S

(12) **United States Design Patent** (10) **Patent No.:** **US D834,590 S**  
**Engelhard et al.** (45) **Date of Patent:** **\*\* Nov. 27, 2018**

(54) **DISPLAY SCREEN OR PORTION THEREOF WITH GRAPHICAL USER INTERFACE**

(71) Applicant: **Gecko Health Innovations, Inc.**,  
Cambridge, MA (US)

(72) Inventors: **Yechiel Engelhard**, Boston, MA (US);  
**Mark Maalouf**, Cambridge, MA (US)

(73) Assignee: **Gecko Health Innovations, Inc.**,  
Cambridge, MA (US)

(\*\*) Term: **15 Years**

(21) Appl. No.: **29/600,384**

(22) Filed: **Apr. 12, 2017**

**Related U.S. Application Data**

(62) Division of application No. 29/527,334, filed on May 18, 2015, now Pat. No. Des. 786,821.

(51) **LOC (11) Cl.** ..... **14-04**

(52) **U.S. Cl.**  
USPC ..... **D14/485**

(58) **Field of Classification Search**  
USPC ..... D14/485-495; D18/26, 31, 32, 33;  
D20/11, 12, 23, 24, 25, 29, 30, 31, 32,  
D20/36, 37, 38

CPC ..... G06F 3/048; G06F 3/0481; G06F 3/0482;  
G06F 3/04817; G06F 3/04812  
See application file for complete search history.

(56) **References Cited**

**U.S. PATENT DOCUMENTS**

D597,101 S \* 7/2009 Chaudhri ..... D14/488  
D657,376 S \* 4/2012 Kim ..... D14/486  
8,539,945 B2 \* 9/2013 Solomon ..... A61M 15/009  
128/200.23

D709,901 S \* 7/2014 Landis ..... D14/486  
D719,582 S \* 12/2014 Frew ..... D14/486  
D732,058 S \* 6/2015 Landis ..... D14/486  
D740,300 S \* 10/2015 Lee ..... G06F 3/04817  
D14/485  
D741,875 S \* 10/2015 Akana ..... D14/485  
D753,140 S \* 4/2016 Kouvas ..... D14/485  
D753,708 S \* 4/2016 Yang ..... G06F 3/04817  
D14/488  
D754,682 S \* 4/2016 Lee ..... D14/485  
D758,422 S \* 6/2016 Zhao ..... G06F 3/04817  
D14/488  
D760,792 S \* 7/2016 Liu ..... G06F 3/04817  
D14/494  
D761,801 S \* 7/2016 Rickes ..... G06F 3/04817  
D14/485  
2004/0113928 A1 \* 6/2004 Kobayashi ..... G06Q 10/109  
715/700

(Continued)

*Primary Examiner* — Darlington Ly

(74) *Attorney, Agent, or Firm* — Condo Roccia Koptiw LLP

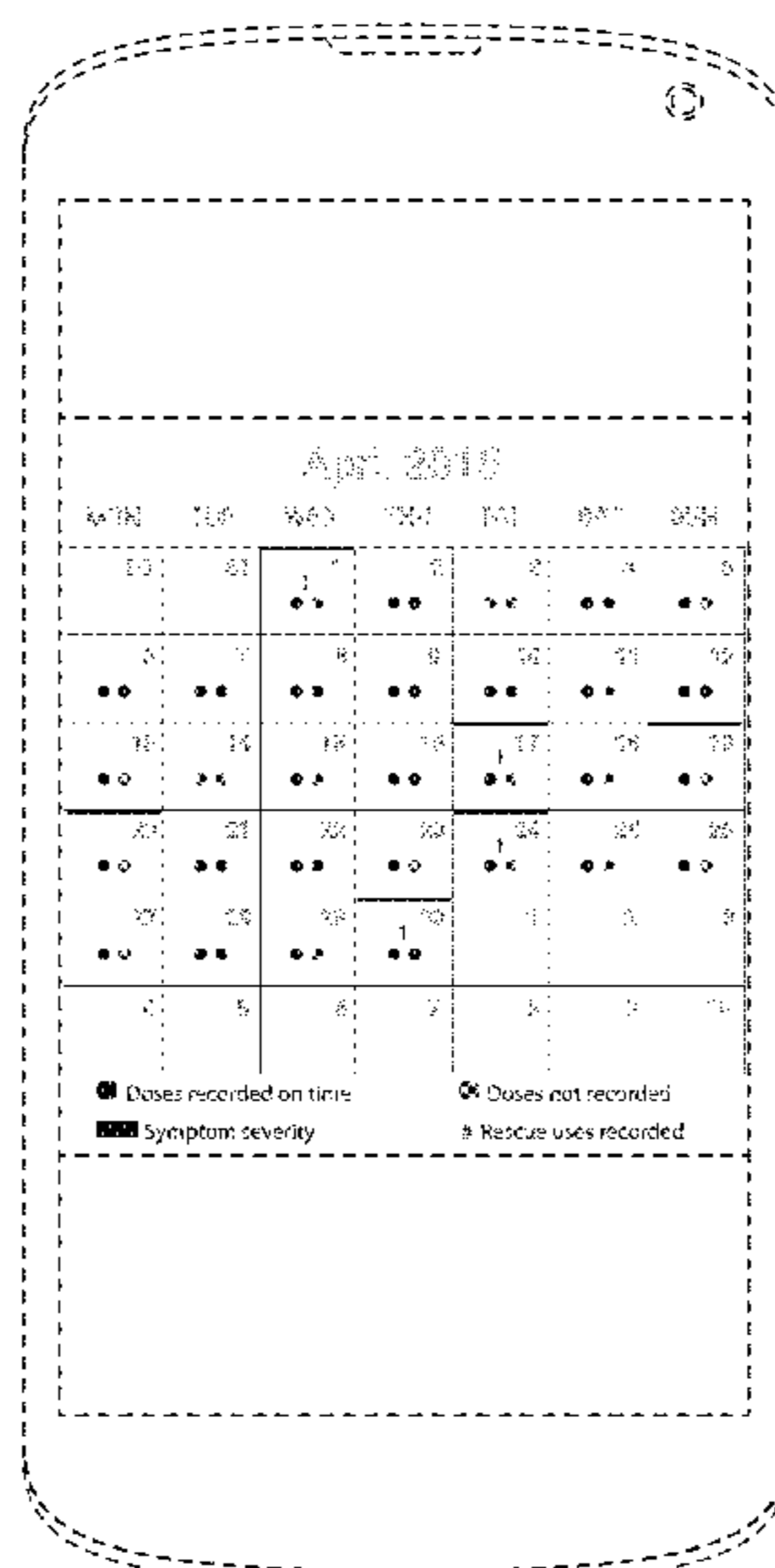
(57) **CLAIM**

The ornamental design for a display screen or portion thereof with graphical user interface, as shown and described.

**DESCRIPTION**

FIG. 1 is a front view of a display screen or portion thereof with graphical user interface showing our new design; FIG. 2 is a front view of a second embodiment thereof; and, FIG. 3 is a front view of a third embodiment thereof. The broken line showing of the text, the remainder of the graphical user interface, and display screen and the remainder of the device containing the display screen with graphical user interface in the figures are for environmental purposes only and form no part of the claimed design.

**1 Claim, 3 Drawing Sheets**



(56)

**References Cited**

U.S. PATENT DOCUMENTS

2007/0256035 A1\* 11/2007 Matsuzawa ..... G06F 15/0225  
715/864  
2009/0194104 A1\* 8/2009 Van Sickle ..... A61M 15/00  
128/203.12  
2012/0204112 A1\* 8/2012 Levine ..... G06Q 10/109  
715/733  
2013/0205210 A1\* 8/2013 Jeon ..... G06F 3/04883  
715/716  
2014/0380229 A1\* 12/2014 Volodin ..... G06F 3/04842  
715/780  
2015/0169838 A1\* 6/2015 Simon ..... G16H 50/30  
702/19  
2015/0212684 A1\* 7/2015 Sabia ..... G06Q 10/109  
715/739  
2015/0339400 A1\* 11/2015 Choi ..... G06F 17/30884  
715/747

\* cited by examiner

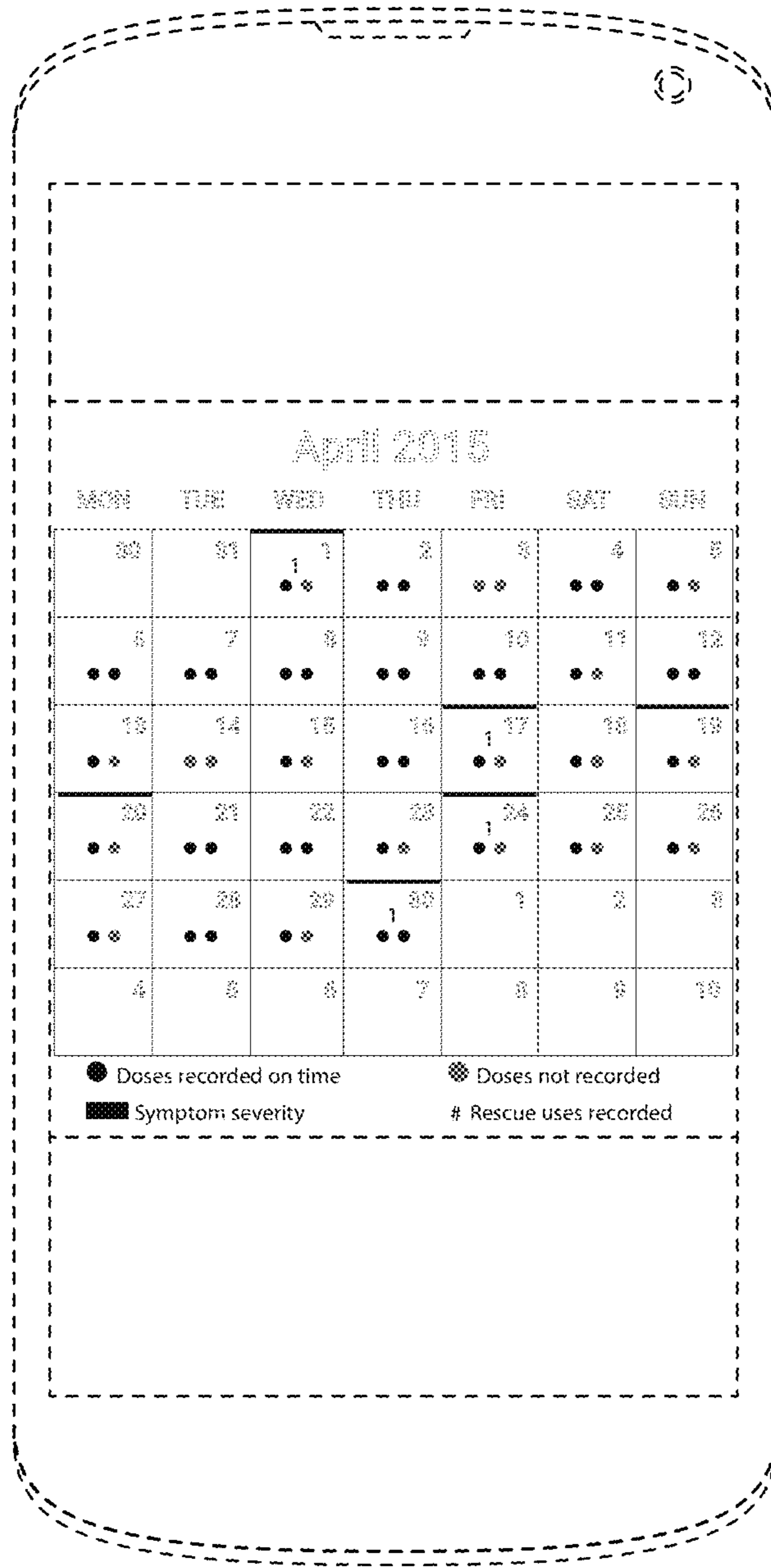


FIG. 1




FIG. 2

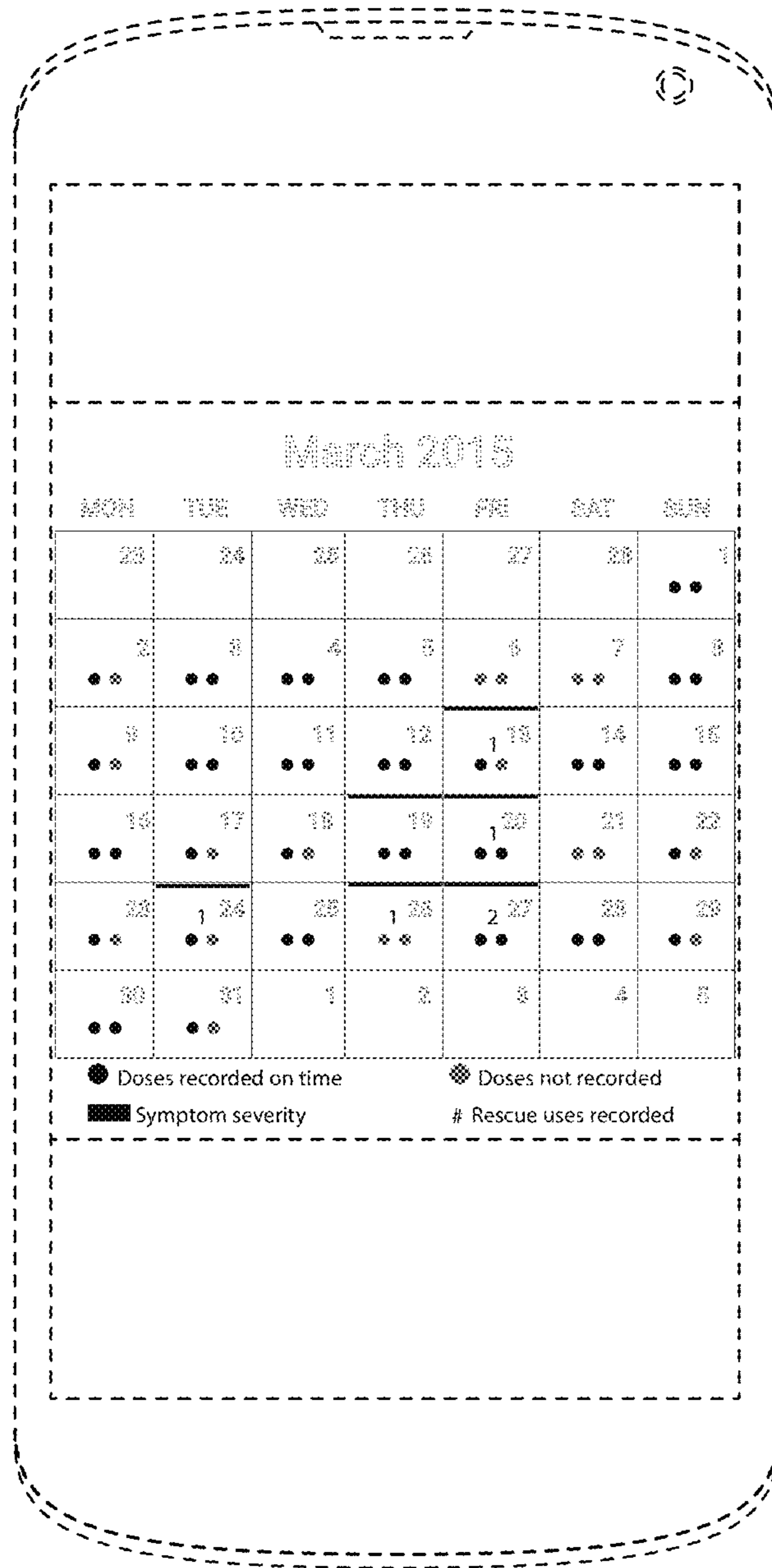


FIG. 3