



US00D834585S

(12) **United States Design Patent** (10) **Patent No.:** **US D834,585 S**
Lindo et al. (45) **Date of Patent:** **** Nov. 27, 2018**

(54) **LOCKING LOOP OF ARTICULATING ARM**

2200/08; F16M 11/2021; A47B 21/0314;
A47B 88/044; A47B 2021/0335; H02G
3/126;

(71) Applicant: **Southco, Inc.**, Concordville, PA (US)

(Continued)

(72) Inventors: **Benjamin Gerald Lindo**, Philadelphia,
PA (US); **Glenn Eric Anderson**,
Malvern, PA (US)

(56) **References Cited**

(73) Assignee: **SOUTHCO, INC.**, Concordville, PA
(US)

U.S. PATENT DOCUMENTS

(**) Term: **15 Years**

D232,372 S * 8/1974 Grant 280/817
D269,253 S * 6/1983 Gagnon 294/137
D275,431 S 9/1984 Usab

(Continued)

(21) Appl. No.: **29/643,830**

FOREIGN PATENT DOCUMENTS

(22) Filed: **Apr. 12, 2018**

JP 2016019043 A 2/2016

Related U.S. Application Data

(62) Division of application No. 29/557,005, filed on Mar.
4, 2016, now Pat. No. Des. 822,672.

(51) **LOC (11) Cl.** **14-02**

(52) **U.S. Cl.**

USPC **D14/452**

(58) **Field of Classification Search**

USPC D14/371-382, 125-129, 335-337,
D14/447-452, 492, 239, 457, 439-441,
D14/432, 251-253, 434; D8/349, 354,
D8/363, 373, 376, 380; 348/180, 184,
348/325, 739, 825; D12/407, 415;
D3/218; 341/12; 248/323, 278.1, 286.1;
D7/394

CPC G06F 3/0412; G06F 3/016; G06F 3/0488;
G06F 3/011; G06F 3/038; G06F 3/03543;
G06F 3/0338; G06F 3/0202; G06F
3/0219; G06F 3/0213; G06F 1/1616;
G06F 3/023; G06F 3/04883; G02F
1/13338; G02F 1/1313; G02F 1/1333;
G02F 1/135; G02F 1/132; G02F
1/133308; G02F 1/134309; G02F
1/13718; G09G 3/3648; G06K 15/1252;
B41J 2/465; G03F 7/70291; G02B
27/0172; G02B 5/30; G02B 2027/0118;
G02B 27/0101; F16M 13/02; F16M
13/00; F16M 11/10; F16M 11/04; F16M

OTHER PUBLICATIONS

Notification of Reasons for Rejection for Japanese Application No.
2017-010325, dated Aug. 29, 2017, including English translation, 3
pages.

Primary Examiner — Katie Jane Stofko

(74) *Attorney, Agent, or Firm* — RatnerPrestia

(57) **CLAIM**

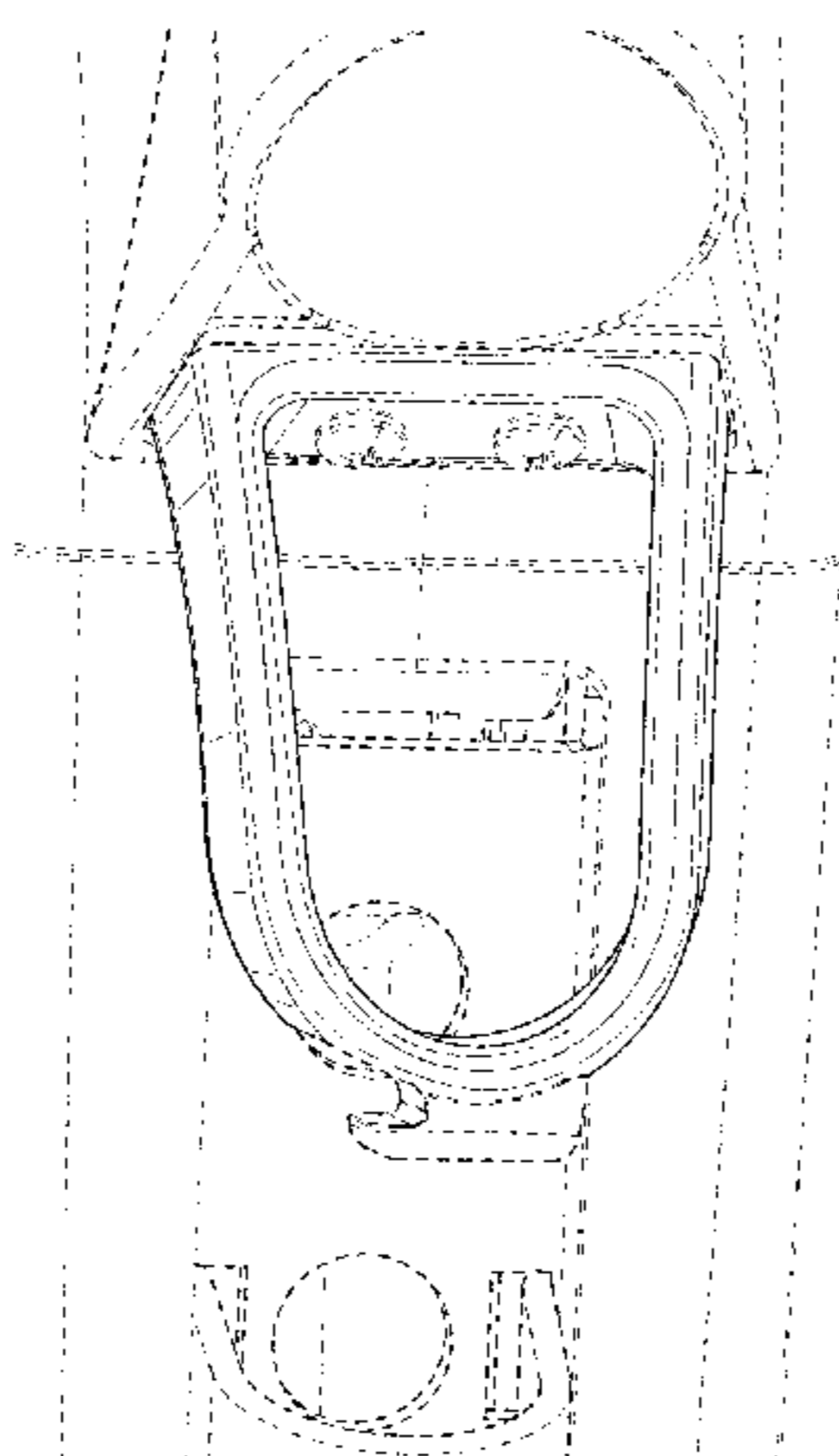
The ornamental design for a locking loop of articulating
arm, as shown and described.

DESCRIPTION

FIG. 1 is a front, right side perspective view of a locking
loop of articulating arm;
FIG. 2 is a front perspective view thereof;
FIG. 3 is a front, left side perspective view thereof;
FIG. 4 is a left side perspective view thereof; and,
FIG. 5 is a left side elevation view thereof.

The broken lines illustrating the articulating arm in FIGS.
1-5 are environment that form no part of the claimed design,

(Continued)



while the remaining broken lines in FIGS. 1-5 illustrate portions of the locking loop of articulating arm that form no part of the claimed design.

1 Claim, 5 Drawing Sheets

(58) Field of Classification Search

CPC F16B 47/00; F16B 47/006; A47G 1/17; A47K 2201/00

See application file for complete search history.

(56) References Cited

U.S. PATENT DOCUMENTS

5,195,891 A 3/1993 Sulc
D391,444 S * 3/1998 Munari D7/393
5,743,503 A 4/1998 Voeller et al.
D451,317 S * 12/2001 Hsieh D6/366
D462,969 S 9/2002 Scharer et al.
D470,011 S * 2/2003 Munari D7/394
D480,376 S 10/2003 Ma
D488,708 S 4/2004 Lam et al.
D494,183 S 8/2004 Wills et al.
D506,257 S 6/2005 Smith
D510,571 S 10/2005 Cutler et al.
6,994,547 B1 2/2006 Sethi et al.
D534,789 S 1/2007 Worrall et al.
D537,323 S 2/2007 Saez
D541,807 S 5/2007 Oddsen et al.
D541,808 S 5/2007 Oddsen et al.
D544,489 S 6/2007 Oddsen et al.
D553,123 S 10/2007 Solland
D558,207 S 12/2007 Ikeda et al.
D558,208 S 12/2007 Ikeda et al.
D562,114 S 2/2008 Chiu et al.
D570,853 S 6/2008 Derry et al.
7,389,965 B2 6/2008 Oddsen, Jr. et al.
D577,731 S 9/2008 Altonji et al.
D598,240 S * 8/2009 Josancy D7/394
D602,287 S * 10/2009 Grove D6/716.3
7,694,927 B2 4/2010 Chuang
D618,960 S * 7/2010 Chafai D7/394
D631,052 S 1/2011 Hung
D645,868 S 9/2011 Lau et al.
D651,199 S 12/2011 Huang
D654,503 S 2/2012 Sapper
D659,341 S 5/2012 Gillis et al.
D660,845 S 5/2012 Schmauch et al.
D662,103 S 6/2012 Brandt

D662,104 S 6/2012 Brandt
D663,576 S * 7/2012 McEldowney D7/394
D666,207 S 8/2012 Brandt
D670,554 S 11/2012 Bowman et al.
D670,786 S 11/2012 Mauchle et al.
D679,282 S 4/2013 Liu et al.
D682,258 S 5/2013 Anderson
D686,495 S 7/2013 Murray
D688,674 S 8/2013 Lau et al.
D696,325 S 12/2013 Dekar
D711,307 S * 8/2014 Fair D12/412
D712,015 S 8/2014 Yu
D717,298 S 11/2014 Sale et al.
D729,814 S 5/2015 Anderson
D729,815 S 5/2015 Anderson
D733,105 S * 6/2015 Wengreen D14/239
9,074,721 B2 7/2015 Lau et al.
D740,830 S 10/2015 Chu
D743,537 S 11/2015 Answine et al.
D745,873 S 12/2015 Xiang et al.
D747,179 S 1/2016 Xiang et al.
D751,566 S 3/2016 Anderson
D752,305 S 3/2016 DePietro
9,316,346 B2 4/2016 Lau et al.
D757,014 S 5/2016 Hahn et al.
D758,375 S 6/2016 Won et al.
9,405,498 B2 8/2016 Nishi
D772,236 S 11/2016 Anderson
D779,662 S 2/2017 Smith
D786,884 S 5/2017 Borloz et al.
D789,373 S 6/2017 King
D794,572 S 8/2017 Corona
9,746,125 B2 8/2017 Bowman et al.
D796,519 S 9/2017 Hung
D797,928 S 9/2017 Davis et al.
9,759,371 B2 9/2017 Borloz et al.
D799,000 S 10/2017 Chen
D801,791 S 11/2017 DePietro
D805,085 S 12/2017 Xiang et al.
D808,099 S 1/2018 Yoo et al.
D808,801 S * 1/2018 Cooper D9/434
D809,519 S 2/2018 Jung et al.
D811,849 S * 3/2018 Chou D8/107
D813,009 S 3/2018 Lindo et al.
D815,105 S 4/2018 Jung et al.
D815,643 S 4/2018 Bowman et al.
D818,309 S 5/2018 Jasso Gomez
D819,015 S 5/2018 Lee
2003/0146359 A1 8/2003 Oddsen, Jr.
2012/0267497 A1 10/2012 Bowman et al.
2016/0305600 A1 10/2016 Bowman et al.

* cited by examiner

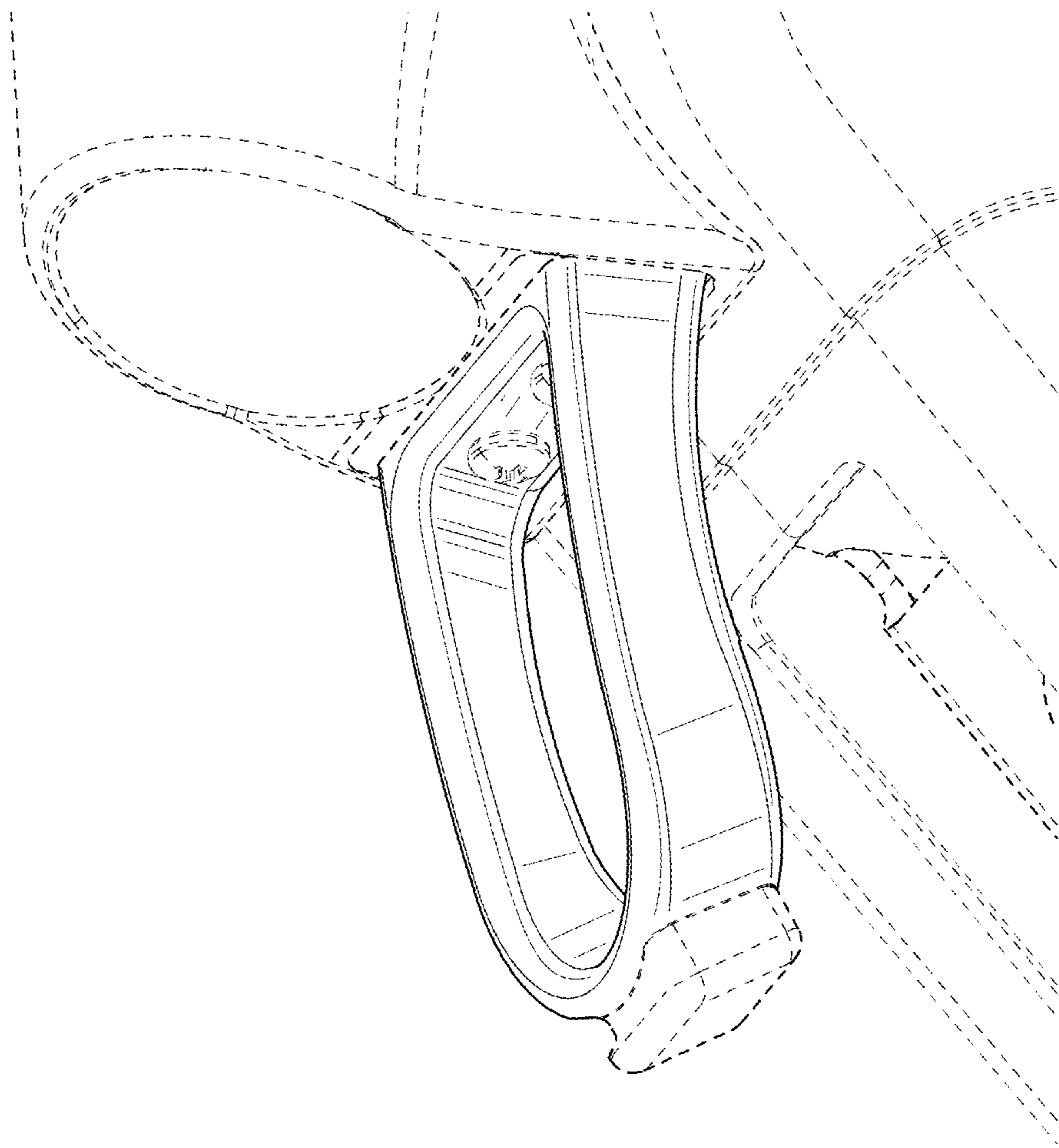


FIG. 1

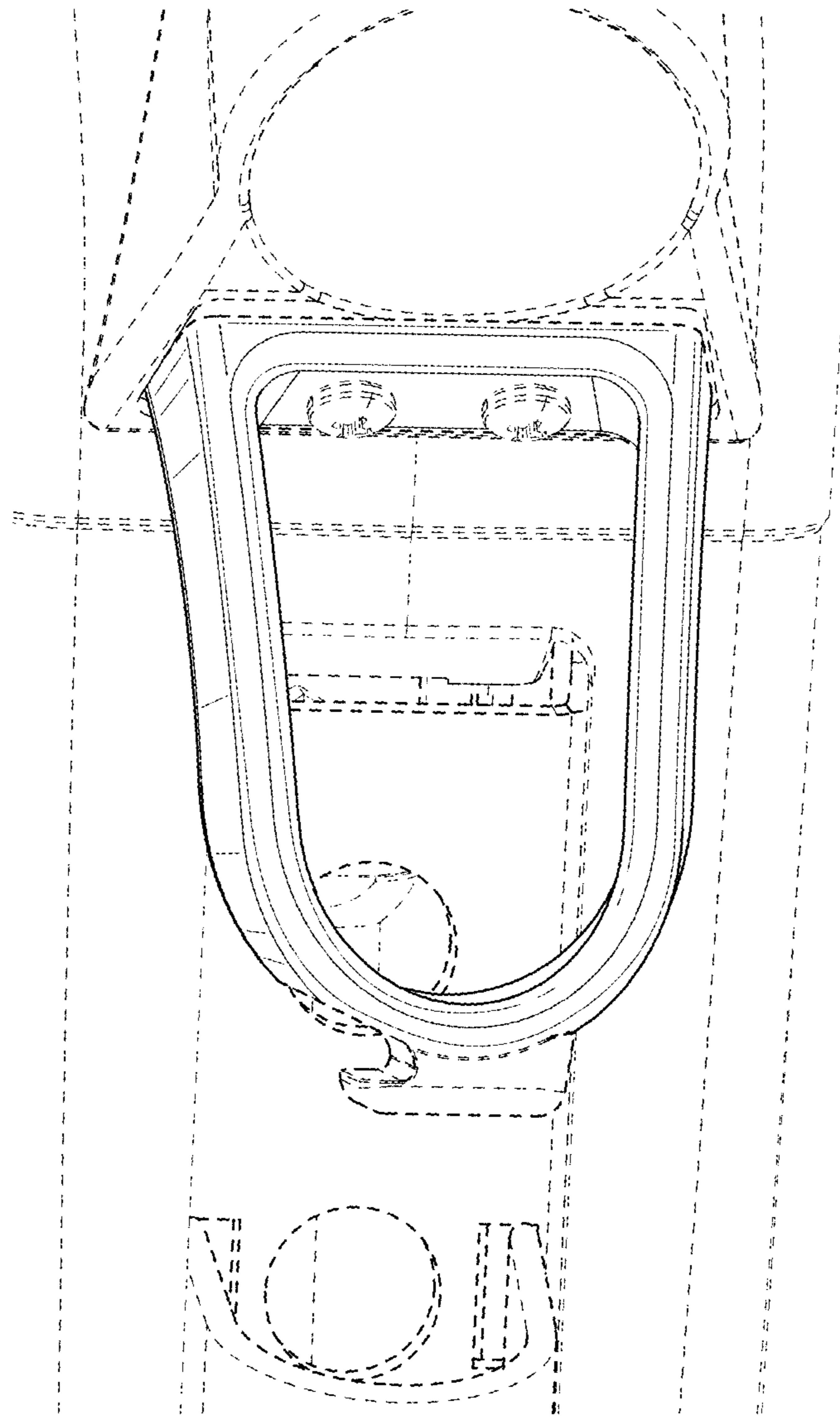


FIG. 2

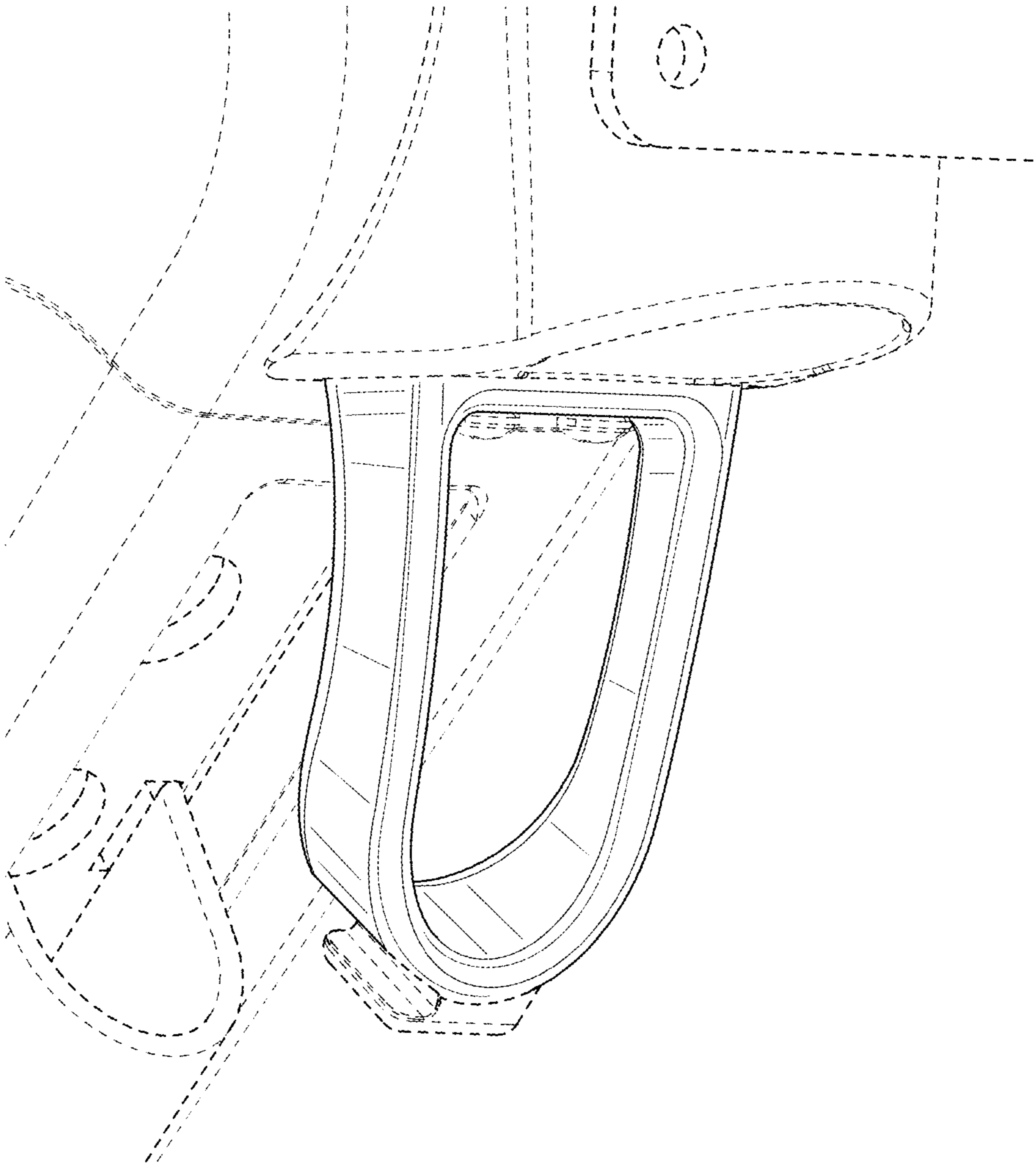


FIG. 3

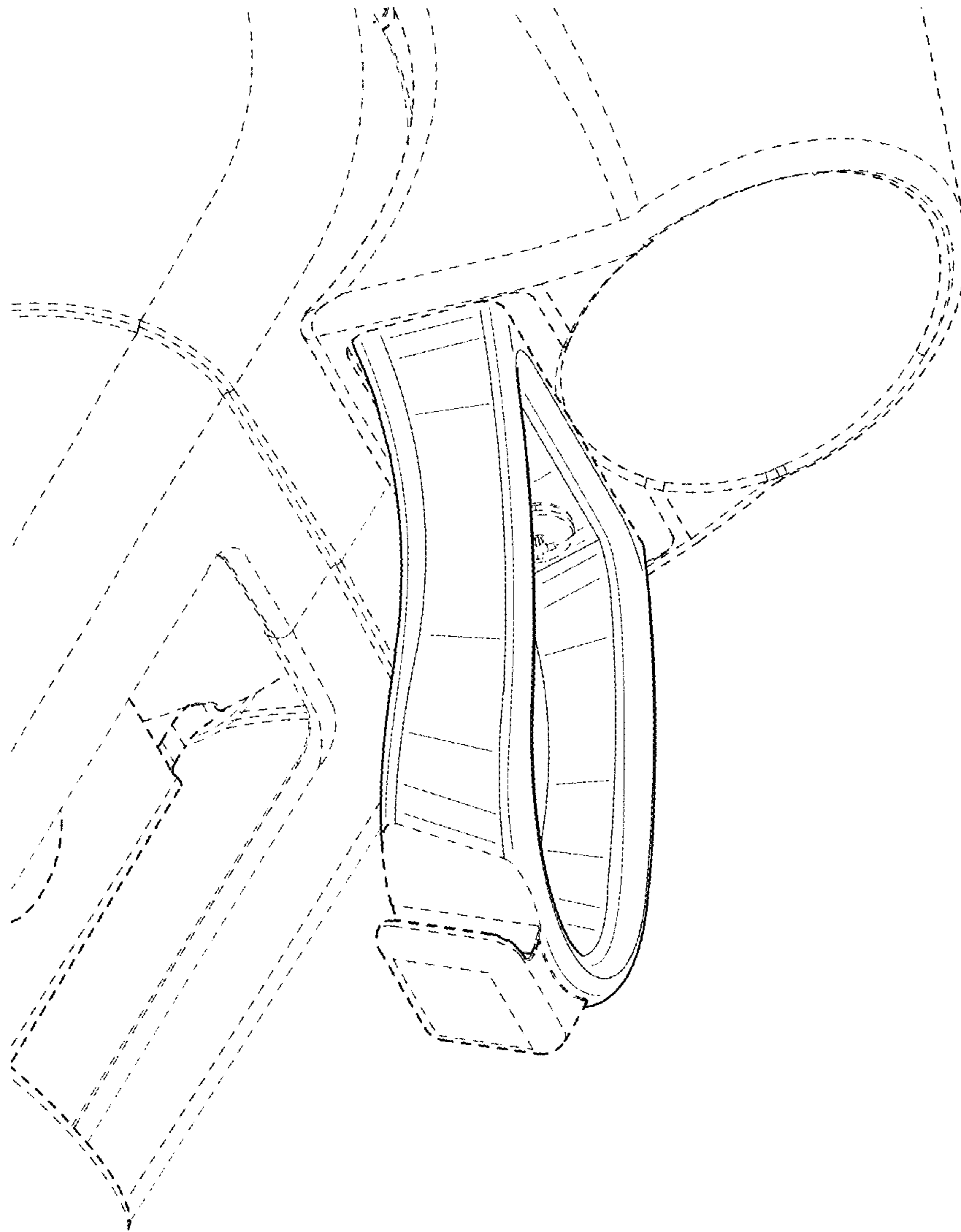


FIG. 4

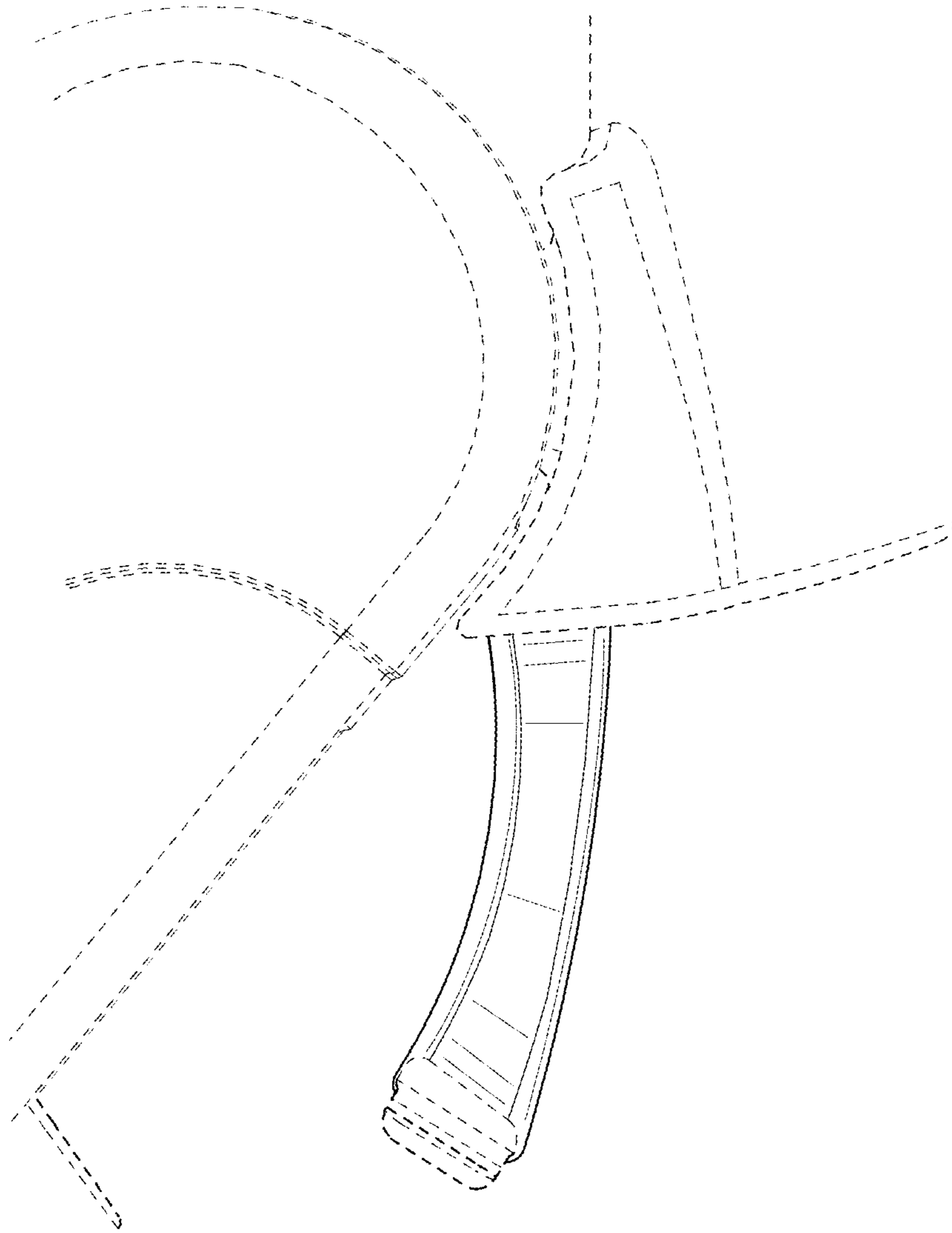


FIG. 5