



US00D834572S

(12) **United States Design Patent**
Jung

(10) **Patent No.:** **US D834,572 S**

(45) **Date of Patent:** **** *Nov. 27, 2018**

(54) **CASE FOR ELECTRONIC COMMUNICATIONS DEVICE**

(71) Applicant: **SPIGEN KOREA CO., LTD.**, Seoul (KR)

(72) Inventor: **Soo Ha Jung**, Seoul (KR)

(73) Assignee: **SPIGEN KOREA CO., LTD.**, Bongeunsa-ro, Gangnam-gu, Seoul (KR)

(*) Notice: This patent is subject to a terminal disclaimer.

(**) Term: **15 Years**

(21) Appl. No.: **29/611,096**

(22) Filed: **Jul. 18, 2017**

(51) **LOC (11) Cl.** **14-03**

(52) **U.S. Cl.**
USPC **D14/250**

(58) **Field of Classification Search**
USPC D14/248, 439, 203.3-203.7, 447, 238.1, D14/440, 251-253, 217, 240, 250; D3/201, 218, 247, 269, 273, 301, 303; D13/103, 107-108, 119

(Continued)

(56) **References Cited**

U.S. PATENT DOCUMENTS

D574,819 S 8/2008 Andre et al.
D615,077 S 5/2010 Richardson et al.

(Continued)

Primary Examiner — Carla J Wright

(74) *Attorney, Agent, or Firm* — Heedong Chae; Lucem, PC

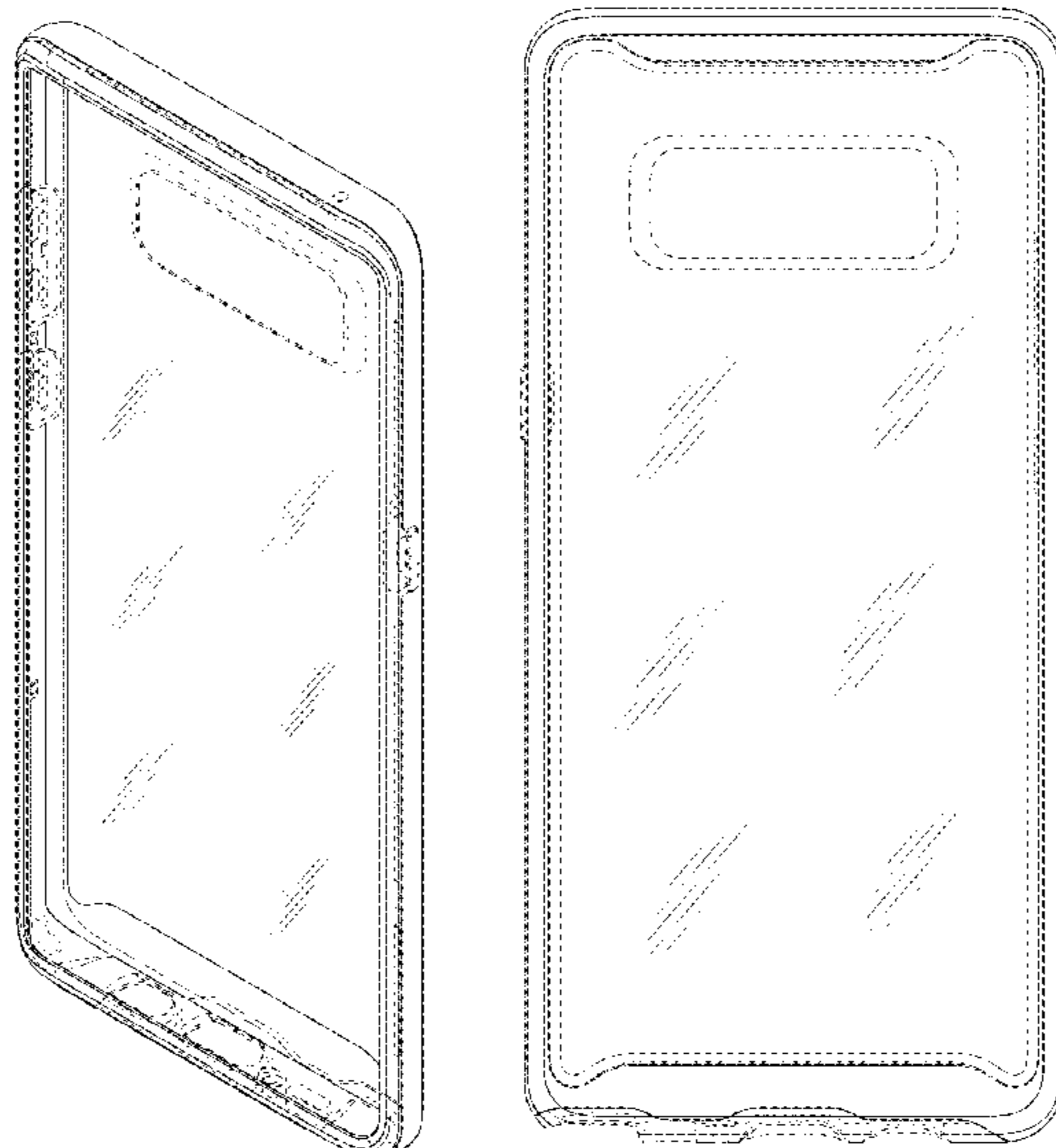
(57) **CLAIM**

The ornamental design for a case for electronic communications device, as shown and described.

DESCRIPTION

FIG. 1 is a front perspective view of a case for electronic communications device showing my new design; FIG. 2 is a rear perspective view thereof; FIG. 3 is a front elevational view thereof; FIG. 4 is a rear elevational view thereof; FIG. 5 is a left side elevational view thereof; FIG. 6 is a right side elevational view thereof; FIG. 7 is a top plan view thereof; FIG. 8 is a bottom plan view thereof; FIG. 9 is an exploded front perspective view thereof showing the components of the case separated for clarity of disclosure; FIG. 10 is an exploded rear perspective view thereof showing the components of the case separated for clarity of disclosure; FIG. 11 is a front perspective view showing the inner transparent shell component of the case separately for clarity of disclosure; FIG. 12 is a rear perspective view showing the inner transparent shell component of the case separately for clarity of disclosure; FIG. 13 is a front perspective view showing the outer frame component of the case separately for clarity of disclosure; and, FIG. 14 is a rear perspective view showing the outer frame component of the case separately for clarity of disclosure. Although the case for electronic communications device, in which the claimed design is embodied, consists of an inner transparent shell component and an outer frame component, the claim is directed to the ornamental appearance of the case for electronic communications device in its entirety and does not extend to the ornamental appearance of each of the individual components of the case for electronic communications device. The broken lines throughout the drawing figures depict portions of the case for electronic communications device that form no part of the claimed design. The broken lines and regions bounded by broken lines form no part of the claimed design.

1 Claim, 14 Drawing Sheets



(58) **Field of Classification Search**
 CPC H04B 1/3888; H04M 1/0283; H04M
 1/0202; A45C 1/06; A45C 2011/002;
 A45C 11/00; A45C 13/02; A45F
 2005/026; A45F 2200/0525; A45F
 2200/0516

See application file for complete search history.

(56) **References Cited**

U.S. PATENT DOCUMENTS

D615,536 S 5/2010 Richardson et al.
 D623,639 S 9/2010 Richardson et al.
 D623,640 S 9/2010 Freeman
 D643,029 S 8/2011 Feng
 D643,837 S 8/2011 Smith
 D662,929 S 7/2012 Fahrendorff et al.
 D671,930 S 12/2012 Akana et al.
 D673,539 S 1/2013 Magness et al.
 D674,789 S 1/2013 Wen
 D679,695 S 4/2013 Fahrendorff et al.
 D685,779 S * 7/2013 Schriefer D14/250
 D694,224 S 11/2013 Wooseung
 D696,238 S 12/2013 Murchison et al.
 D696,240 S 12/2013 Kim et al.
 D706,255 S 6/2014 Akana et al.
 D709,649 S 7/2014 Wikel et al.
 D714,276 S 9/2014 Hu et al.
 D721,071 S 1/2015 Nelson et al.
 D721,072 S 1/2015 Laffon de Mazieres et al.
 D721,360 S 1/2015 Laffon de Mazieres et al.
 D721,693 S 1/2015 Lee et al.
 D739,394 S 9/2015 Rayner et al.
 D741,845 S 10/2015 Kim
 D746,805 S 1/2016 Kim
 D756,343 S 5/2016 Wall et al.
 D763,241 S 8/2016 Kim
 D765,627 S 9/2016 Watt
 D765,633 S 9/2016 Northrup et al.
 D765,638 S * 9/2016 Gaylord D14/250
 D765,645 S 9/2016 Kim
 D771,612 S 11/2016 Roberts et al.

D771,613 S 11/2016 Poon et al.
 D773,445 S 12/2016 Witter et al.
 D775,614 S * 1/2017 Kim D14/250
 D776,647 S 1/2017 Kim
 D777,157 S 1/2017 Kim
 D777,159 S 1/2017 Lee et al.
 D779,471 S 2/2017 Tien
 D780,164 S * 2/2017 Lee D14/250
 D780,165 S * 2/2017 Lee D14/250
 D781,835 S 3/2017 Kim et al.
 D781,836 S 3/2017 Kim et al.
 D781,837 S 3/2017 Kim et al.
 D781,838 S 3/2017 Kim et al.
 D781,839 S 3/2017 Kim et al.
 D781,840 S 3/2017 Kim et al.
 D782,453 S 3/2017 Kim et al.
 D782,454 S 3/2017 Kim et al.
 D784,309 S 4/2017 Lee et al.
 D786,232 S * 5/2017 Kim D14/250
 D786,848 S 5/2017 Park et al.
 D786,849 S 5/2017 Park et al.
 D786,851 S * 5/2017 Kim D14/250
 9,675,150 B2 * 6/2017 Kim A45C 11/182
 D792,394 S 7/2017 Lee et al.
 D795,237 S 8/2017 Jung et al.
 D796,497 S * 9/2017 Kim D14/250
 D797,715 S 9/2017 Kim
 D798,286 S 9/2017 Roberts et al.
 D798,853 S 10/2017 Park et al.
 D800,714 S 10/2017 Lee et al.
 D801,322 S 10/2017 Song et al.
 D801,323 S 10/2017 Kim
 D808,376 S * 1/2018 Kim D14/250
 2012/0018325 A1 * 1/2012 Kim A45C 11/00
 206/320
 2015/0001104 A1 * 1/2015 Kim A45C 11/00
 206/37
 2016/0142522 A1 * 5/2016 Kim A45C 11/00
 455/575.8
 2017/0013925 A1 * 1/2017 Fathollahi A45C 13/02
 2017/0027292 A1 * 2/2017 Hibino A45C 11/00
 2017/0230072 A1 * 8/2017 Kim H04B 1/3888

* cited by examiner

FIG. 1

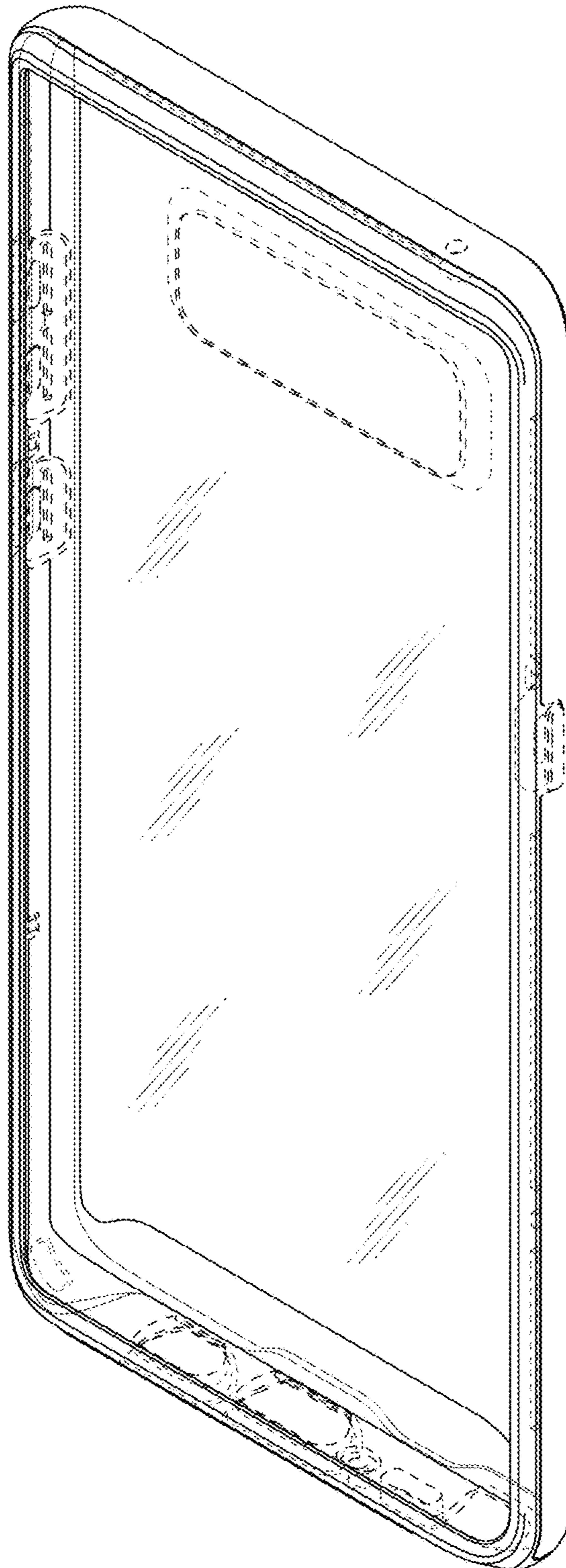


FIG. 2




FIG. 3




FIG. 4




FIG. 5




FIG. 6




FIG. 7



FIG. 8



FIG. 9

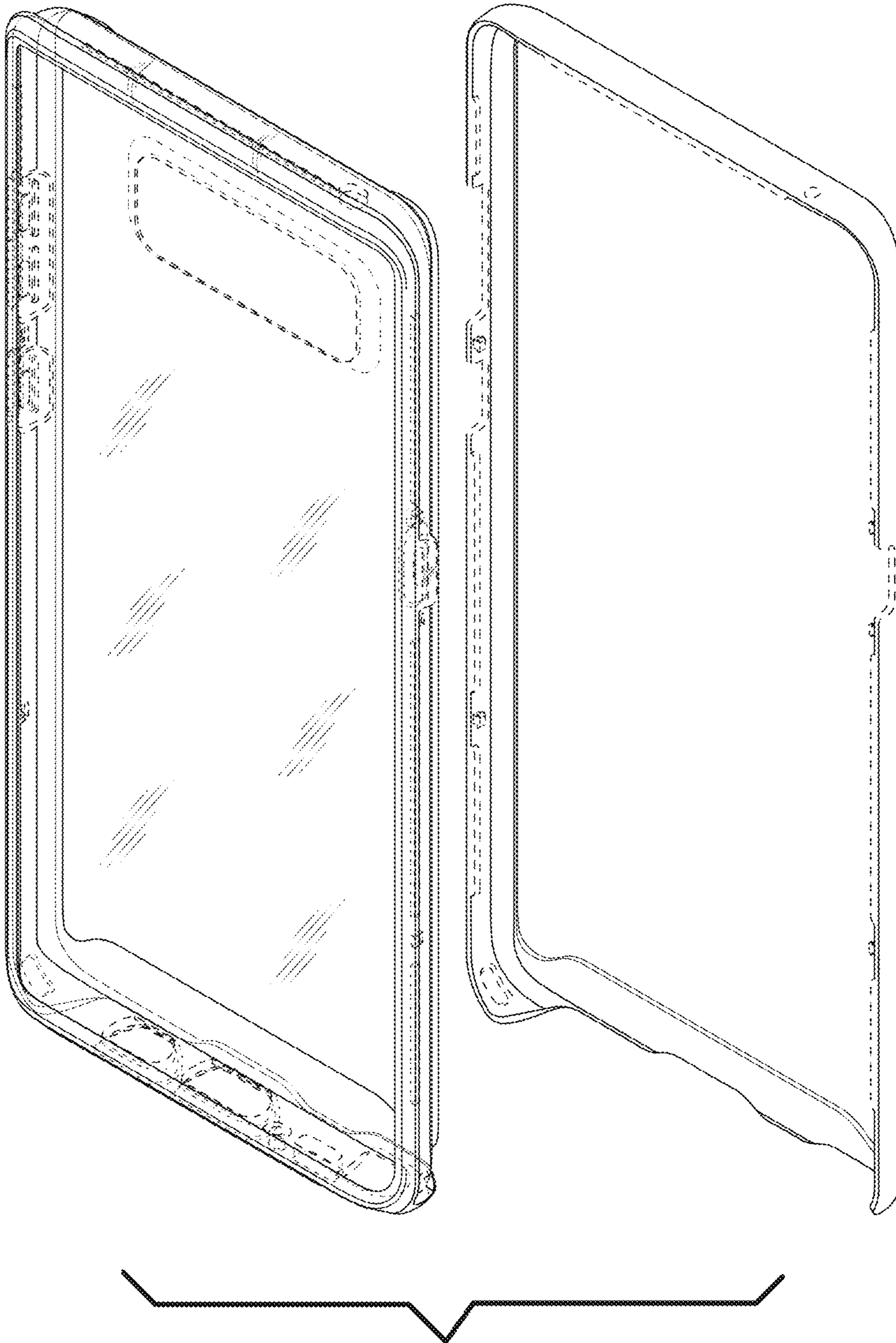


FIG. 10

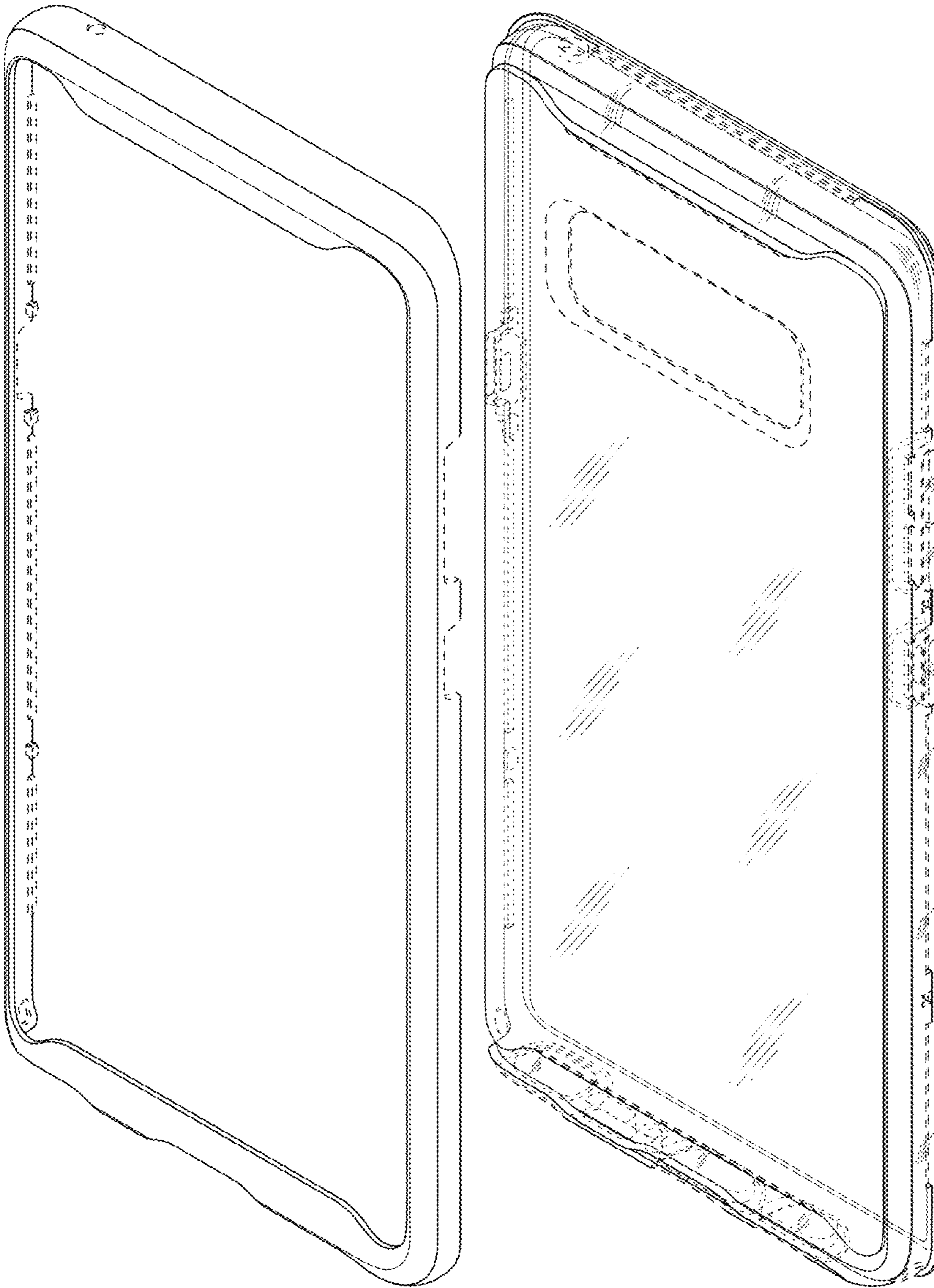


FIG. 11

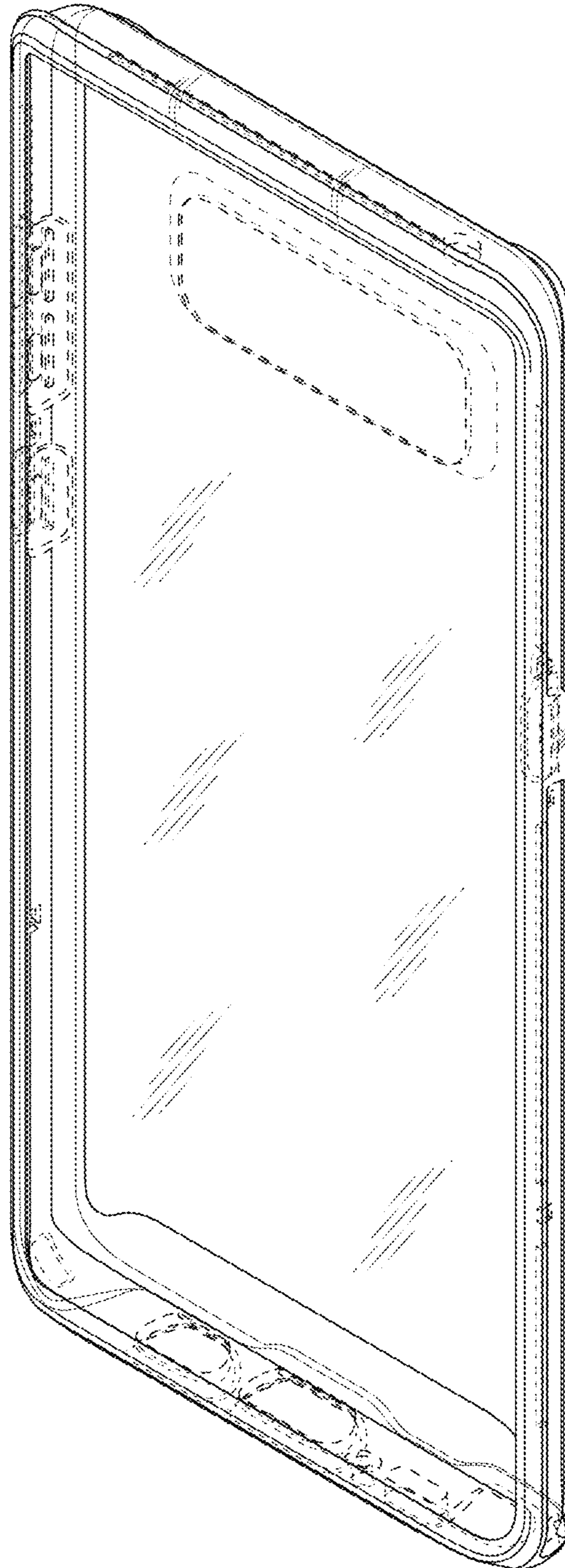


FIG. 12




FIG. 13

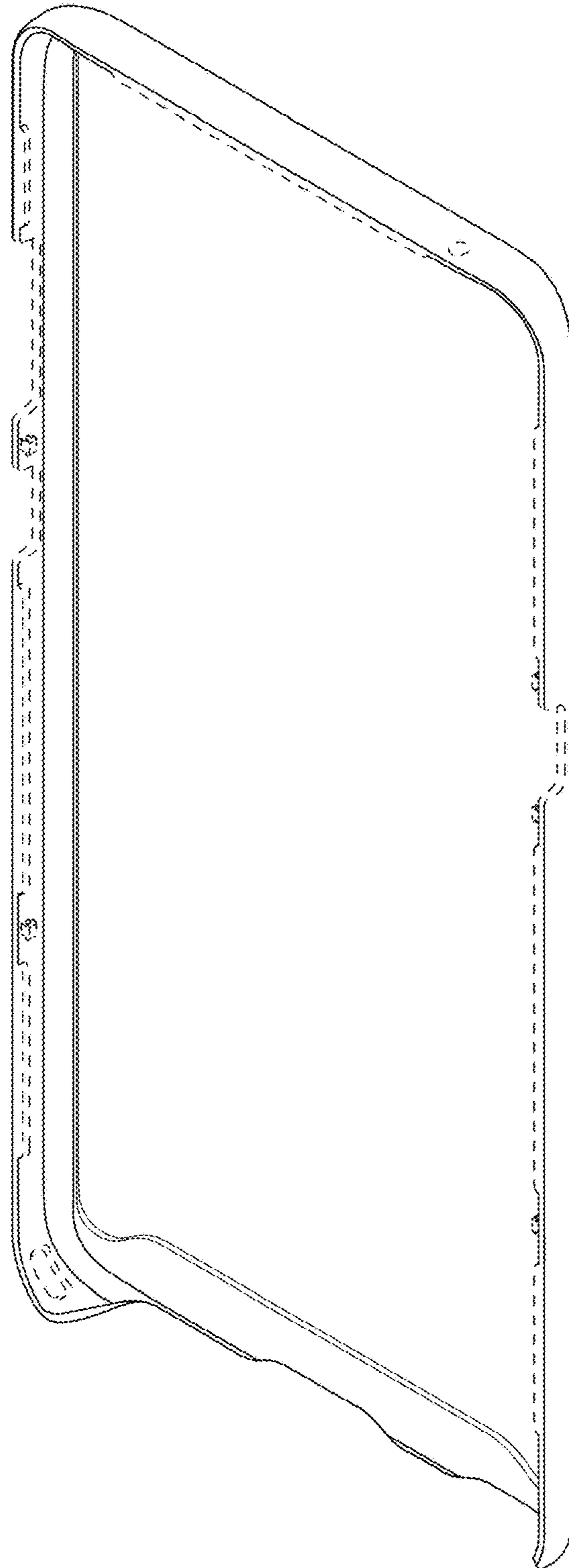


FIG. 14

